

Skagit County Election Division  
Skagit County Auditor's office



200511290178

Skagit County Auditor

11/29/2005 Page

1 of 290 3:04PM

*\* Re-Scanned to correct page 3*

Document Title: Certificate of Election  
November 08, 2005 General Election

Grantor(s):

1. Skagit County Auditor
2. Election Division


Grantee(s):

1. Public


# Oath of County Auditor or Supervisor of Elections

STATE OF WASHINGTON )  
 ) ss.  
COUNTY OF SKAGIT )

I solemnly swear that the returns of the State General Election held on November 8, 2005, in **SKAGIT** County, State of Washington, have been in no way altered and that they are the same as when they were deposited in my office.

  
\_\_\_\_\_  
County Auditor or Supervisor of Elections

Subscribed and sworn to me this 29<sup>th</sup> day of November, 2005


  
\_\_\_\_\_  
Chairman, County Legislative Authority

## Certification of the Canvassing Board

STATE OF WASHINGTON )  
 ) ss.  
COUNTY OF SKAGIT )

The undersigned officers designated by law as constituting the Canvassing Board for the County of **SKAGIT** State of Washington, hereby certify that this is a full, true and correct copy of the Abstract of Votes including the cumulative results, precinct results, and a reconciliation report of votes cast at the State General Election held on November 8, 2005, in **SKAGIT** County, State of Washington, and that the following are the true and reconciled numbers of voters and votes counted.

Witness our hands and official seal this 29<sup>th</sup> day of November, 2005

  
\_\_\_\_\_  
County Auditor or Supervisor of Elections

  
\_\_\_\_\_  
Chairman, County Legislative Authority

  
\_\_\_\_\_  
County Prosecuting Attorney (deputy).



200511290178  
Skagit County Auditor

County **SKAGIT**

Date of Completion **November 29, 2005**

*Amended*

**Certification Reconciliation Report  
General Election  
November 8, 2005**

Registration

Total number of active registered voters in all precincts	60770
Total number of inactive registered voters in all precincts	7198
<b>Total registered voters in all precincts</b>	<b>67968</b>
<hr/>	
Total absentee ballots counted (includes absentee, VBM, federal write-in, overseas, out of state, and service ballots)	38596
Total poll site ballots counted (includes poll site and provisional ballots)	3
<b>Total Ballots counted</b>	<b>38599</b>

Absentee and VBM Ballots

The total number of absentee/VBM ballots issued	62134
The total number of absentee/VBM ballots returned	38851
The total number of absentee/VBM ballots rejected	252**
The total number of absentee/VBM ballots counted	38599

Federal Write-In Ballots

The total number of federal write-in ballots counted	0
--	---

Out-of-State, Overseas, and Service Voters

The total number of out-of-state, overseas, and service voters' ballots issued	127
The total number of out-of-state, overseas, and service voters' ballots returned	88
The total number of out-of-state, overseas, and service voters' ballots rejected	0
The total number of out-of-state, overseas, and service voters' ballots counted	88

Provisional Ballots

The total number of provisional ballots issued (by this county)	4
The total number of provisional ballots rejected (includes sending to other counties)	6
The total number of provisional ballots received from other counties	2
The total number of provisional ballots counted	0

(\*\* includes 183 late ballots; 19 no signs & 50 other \*\*)




200511290178  
Skagit County Auditor

Total Number of Voters : 38,599 of 60,859 = 63.42%

Precincts Reporting

100.00%

Party	Candidate	Early	Election	Total
<b>INITIATIVE MEASURE 900, Vote For 1</b>				
	Yes	20,140 55.06%	1 33.33%	20,141 55.06%
	No	16,438 44.94%	2 66.67%	16,440 44.94%
	<b>Cast Votes:</b>	<b>36,578 94.77%</b>	<b>3 100.00%</b>	<b>36,581 94.77%</b>
	<b>Over Votes:</b>	<b>74 0.19%</b>	<b>0 0.00%</b>	<b>74 0.19%</b>
	<b>Under Votes:</b>	<b>1,944 5.04%</b>	<b>0 0.00%</b>	<b>1,944 5.04%</b>
<b>INITIATIVE MEASURE 901, Vote For 1</b>				
	Yes	23,507 61.80%	1 33.33%	23,508 61.80%
	No	14,531 38.20%	2 66.67%	14,533 38.20%
	<b>Cast Votes:</b>	<b>38,038 98.55%</b>	<b>3 100.00%</b>	<b>38,041 98.55%</b>
	<b>Over Votes:</b>	<b>67 0.17%</b>	<b>0 0.00%</b>	<b>67 0.17%</b>
	<b>Under Votes:</b>	<b>491 1.27%</b>	<b>0 0.00%</b>	<b>491 1.27%</b>
<b>INITIATIVE MEASURE 912, Vote For 1</b>				
	Yes	18,674 49.47%	3 100.00%	18,677 49.48%
	No	19,073 50.53%	0 0.00%	19,073 50.52%
	<b>Cast Votes:</b>	<b>37,747 97.80%</b>	<b>3 100.00%</b>	<b>37,750 97.80%</b>
	<b>Over Votes:</b>	<b>223 0.58%</b>	<b>0 0.00%</b>	<b>223 0.58%</b>
	<b>Under Votes:</b>	<b>626 1.62%</b>	<b>0 0.00%</b>	<b>626 1.62%</b>
<b>INITIATIVE MEASURE 330, Vote For 1</b>				
	Yes	19,823 52.44%	1 33.33%	19,824 52.44%
	No	17,976 47.56%	2 66.67%	17,978 47.56%
	<b>Cast Votes:</b>	<b>37,799 97.94%</b>	<b>3 100.00%</b>	<b>37,802 97.94%</b>
	<b>Over Votes:</b>	<b>139 0.36%</b>	<b>0 0.00%</b>	<b>139 0.36%</b>
	<b>Under Votes:</b>	<b>658 1.70%</b>	<b>0 0.00%</b>	<b>658 1.70%</b>
<b>INITIATIVE MEASURE 336, Vote For 1</b>				
	Yes	13,242 35.41%	1 33.33%	13,243 35.41%
	No	24,151 64.59%	2 66.67%	24,153 64.59%
	<b>Cast Votes:</b>	<b>37,393 96.88%</b>	<b>3 100.00%</b>	<b>37,396 96.88%</b>
	<b>Over Votes:</b>	<b>146 0.38%</b>	<b>0 0.00%</b>	<b>146 0.38%</b>
	<b>Under Votes:</b>	<b>1,057 2.74%</b>	<b>0 0.00%</b>	<b>1,057 2.74%</b>



200511290178  
 Skagit County Auditor

11/29/2005 Page 4 of 280 3:04PM



Total Number of Voters : 38,599 of 60,859 = 63.42%

Precincts Reporting 116 of 116 = 100.00%

Party	Candidate	Early	Election	Total
-------	-----------	-------	----------	-------

SENATE JOINT RESOLUTION 8207, Vote For 1

Approved	22,952	67.57%	1	33.33%	22,953	67.57%
Rejected	11,014	32.43%	2	66.67%	11,016	32.43%
<b>Cast Votes:</b>	<b>33,966</b>	<b>88.00%</b>	<b>3</b>	<b>100.00%</b>	<b>33,969</b>	<b>88.00%</b>
<b>Over Votes:</b>	<b>29</b>	<b>0.08%</b>	<b>0</b>	<b>0.00%</b>	<b>29</b>	<b>0.08%</b>
<b>Under Votes:</b>	<b>4,601</b>	<b>11.92%</b>	<b>0</b>	<b>0.00%</b>	<b>4,601</b>	<b>11.92%</b>

CITY OF ANACORTES MAYOR, Vote For 1

H. DEAN MAXWELL	4,488	64.56%	0	0.00%	4,488	64.56%
KEVIN MCKEOWN	2,464	35.44%	0	0.00%	2,464	35.44%
Write-in (W)	0	0.00%	0	0.00%	0	0.00%
<b>Cast Votes:</b>	<b>6,952</b>	<b>97.71%</b>	<b>0</b>	<b>0.00%</b>	<b>6,952</b>	<b>97.71%</b>
<b>Over Votes:</b>	<b>15</b>	<b>0.21%</b>	<b>0</b>	<b>0.00%</b>	<b>15</b>	<b>0.21%</b>
<b>Under Votes:</b>	<b>148</b>	<b>2.08%</b>	<b>0</b>	<b>0.00%</b>	<b>148</b>	<b>2.08%</b>

Precincts			Voters		
Counted	Total	Percent	Ballots	Registered	Percent
12	12	100.00%	7,115	9,657	73.68%

CITY OF ANACORTES , COUNCIL AT LARGE POSITION 4, Vote For 1

BRIAN E. GEER	3,412	55.83%	0	0.00%	3,412	55.83%
HAROLD "BUD" ROCK	2,699	44.17%	0	0.00%	2,699	44.17%
Write-in (W)	0	0.00%	0	0.00%	0	0.00%
<b>Cast Votes:</b>	<b>6,111</b>	<b>85.89%</b>	<b>0</b>	<b>0.00%</b>	<b>6,111</b>	<b>85.89%</b>
<b>Over Votes:</b>	<b>6</b>	<b>0.08%</b>	<b>0</b>	<b>0.00%</b>	<b>6</b>	<b>0.08%</b>
<b>Under Votes:</b>	<b>998</b>	<b>14.03%</b>	<b>0</b>	<b>0.00%</b>	<b>998</b>	<b>14.03%</b>

Precincts			Voters		
Counted	Total	Percent	Ballots	Registered	Percent
12	12	100.00%	7,115	9,657	73.68%

200511290178  
 Skagit County Auditor  
 5 of 290 3:04PM  
 11/29/2005 Page

Total Number of Voters : 38,599 of 60,859 = 63.42%

Precincts Reporting 116 of 116 = 100.00%

Party	Candidate	Early	Election	Total
-------	-----------	-------	----------	-------

CITY OF ANACORTES , COUNCIL AT LARGE POSITION 5, Vote For 1

CYNTHIA RICHARDSON	5,105	100.00%	0	0.00%	5,105	100.00%
Write-in (W)	0	0.00%	0	0.00%	0	0.00%
<b>Cast Votes:</b>	5,105	71.75%	0	0.00%	5,105	71.75%
<b>Over Votes:</b>	1	0.01%	0	0.00%	1	0.01%
<b>Under Votes:</b>	2,009	28.24%	0	0.00%	2,009	28.24%

Precincts			Voters		
Counted	Total	Percent	Ballots	Registered	Percent
12	12	100.00%	7,115	9,657	73.68%

CITY OF ANACORTES , COUNCIL AT LARGE POSITION 6, Vote For 1

BILL TURNER	4,012	69.18%	0	0.00%	4,012	69.18%
MARILYN OSHIRO	1,787	30.82%	0	0.00%	1,787	30.82%
Write-in (W)	0	0.00%	0	0.00%	0	0.00%
<b>Cast Votes:</b>	5,799	81.50%	0	0.00%	5,799	81.50%
<b>Over Votes:</b>	5	0.07%	0	0.00%	5	0.07%
<b>Under Votes:</b>	1,311	18.43%	0	0.00%	1,311	18.43%

Precincts			Voters		
Counted	Total	Percent	Ballots	Registered	Percent
12	12	100.00%	7,115	9,657	73.68%

CITY OF ANACORTES , COUNCIL AT LARGE POSITION 7, Vote For 1

BOB LINDER	2,024	33.95%	0	0.00%	2,024	33.95%
ERICA PICKETT	3,937	66.05%	0	0.00%	3,937	66.05%
Write-in (W)	0	0.00%	0	0.00%	0	0.00%
<b>Cast Votes:</b>	5,961	83.78%	0	0.00%	5,961	83.78%
<b>Over Votes:</b>	12	0.17%	0	0.00%	12	0.17%
<b>Under Votes:</b>	1,142	16.05%	0	0.00%	1,142	16.05%

Precincts			Voters		
Counted	Total	Percent	Ballots	Registered	Percent
12	12	100.00%	7,115	9,657	73.68%



200511290178  
Skagit County Auditor

11/29/2005 Page 6 of 290 3:04PM

Total Number of Voters : 38,599 of 60,859 = 63.42%

Precincts Reporting 116 of 116 = 100.00%

Party	Candidate	Early	Election	Total
-------	-----------	-------	----------	-------

CITY OF BURLINGTON, COUNCIL AT LARGE, Vote For 1

BILL ASLETT	920	65.81%	0	0.00%	920	65.81%
EDDIE TJEERDSMA	478	34.19%	0	0.00%	478	34.19%
Write-in (W)	0	0.00%	0	0.00%	0	0.00%
<b>Cast Votes:</b>	<b>1,398</b>	<b>85.66%</b>	<b>0</b>	<b>0.00%</b>	<b>1,398</b>	<b>85.66%</b>
<b>Over Votes:</b>	<b>0</b>	<b>0.00%</b>	<b>0</b>	<b>0.00%</b>	<b>0</b>	<b>0.00%</b>
<b>Under Votes:</b>	<b>234</b>	<b>14.34%</b>	<b>0</b>	<b>0.00%</b>	<b>234</b>	<b>14.34%</b>

Precincts			Voters		
Counted	Total	Percent	Ballots	Registered	Percent
7	7	100.00%	1,632	3,117	52.36%

CITY OF BURLINGTON, COUNCIL WARD 1, TWO YEAR UNEXPIRED TERM, Vote For 1

TED MONTGOMERY	838	64.31%	0	0.00%	838	64.31%
MARCELLA WATSON	465	35.69%	0	0.00%	465	35.69%
Write-in (W)	0	0.00%	0	0.00%	0	0.00%
<b>Cast Votes:</b>	<b>1,303</b>	<b>79.84%</b>	<b>0</b>	<b>0.00%</b>	<b>1,303</b>	<b>79.84%</b>
<b>Over Votes:</b>	<b>2</b>	<b>0.12%</b>	<b>0</b>	<b>0.00%</b>	<b>2</b>	<b>0.12%</b>
<b>Under Votes:</b>	<b>327</b>	<b>20.04%</b>	<b>0</b>	<b>0.00%</b>	<b>327</b>	<b>20.04%</b>

Precincts			Voters		
Counted	Total	Percent	Ballots	Registered	Percent
7	7	100.00%	1,632	3,117	52.36%

CITY OF BURLINGTON, COUNCIL WARD 4, Vote For 1

GARNOR O. BENSEN	1,214	100.00%	0	0.00%	1,214	100.00%
Write-in (W)	0	0.00%	0	0.00%	0	0.00%
<b>Cast Votes:</b>	<b>1,214</b>	<b>74.39%</b>	<b>0</b>	<b>0.00%</b>	<b>1,214</b>	<b>74.39%</b>
<b>Over Votes:</b>	<b>2</b>	<b>0.12%</b>	<b>0</b>	<b>0.00%</b>	<b>2</b>	<b>0.12%</b>
<b>Under Votes:</b>	<b>416</b>	<b>25.49%</b>	<b>0</b>	<b>0.00%</b>	<b>416</b>	<b>25.49%</b>

Precincts			Voters		
Counted	Total	Percent	Ballots	Registered	Percent
7	7	100.00%	1,632	3,117	52.36%



200511290178  
 Skagit County Auditor

Total Number of Voters : 38,599 of 60,859 = 63.42%

Precincts Reporting 116 of 116 = 100.00%

Party	Candidate	Early	Election	Total
-------	-----------	-------	----------	-------

CITY OF BURLINGTON, COUNCIL WARD 5, Vote For 1

CHRIS LOVING	869	64.66%	0	0.00%	869	64.66%
JAMES "JIM" LYNCH	475	35.34%	0	0.00%	475	35.34%
Write-in (W)	0	0.00%	0	0.00%	0	0.00%
<b>Cast Votes:</b>	1,344	82.35%	0	0.00%	1,344	82.35%
<b>Over Votes:</b>	0	0.00%	0	0.00%	0	0.00%
<b>Under Votes:</b>	288	17.65%	0	0.00%	288	17.65%

Precincts			Voters		
Counted	Total	Percent	Ballots	Registered	Percent
7	7	100.00%	1,632	3,117	52.36%

CITY OF BURLINGTON, COUNCIL WARD 6, Vote For 1

STEVE SEXTON	514	38.56%	0	0.00%	514	38.56%
HELEN M. DOYLE	819	61.44%	0	0.00%	819	61.44%
Write-in (W)	0	0.00%	0	0.00%	0	0.00%
<b>Cast Votes:</b>	1,333	81.68%	0	0.00%	1,333	81.68%
<b>Over Votes:</b>	3	0.18%	0	0.00%	3	0.18%
<b>Under Votes:</b>	296	18.14%	0	0.00%	296	18.14%

Precincts			Voters		
Counted	Total	Percent	Ballots	Registered	Percent
7	7	100.00%	1,632	3,117	52.36%

TOWN OF CONCRETE, MAYOR, SHORT/FULL TERM, Vote For 1

JACK R. BILLMAN JR.	159	100.00%	0	0.00%	159	100.00%
Write-in (W)	0	0.00%	0	0.00%	0	0.00%
<b>Cast Votes:</b>	159	80.30%	0	0.00%	159	80.30%
<b>Over Votes:</b>	0	0.00%	0	0.00%	0	0.00%
<b>Under Votes:</b>	39	19.70%	0	0.00%	39	19.70%

Precincts			Voters		
Counted	Total	Percent	Ballots	Registered	Percent
1	1	100.00%	198	374	52.94%

200511290178  
 Skagit County Auditor  
 11/29/2005 Page 8 of 290 3:04PM

Total Number of Voters : 38,599 of 60,859 = 63.42%

Precincts Reporting 116 of 116 = 100.00%

Party	Candidate	Early	Election	Total
-------	-----------	-------	----------	-------

TOWN OF CONCRETE, COUNCIL POSITION 1, TWO YEAR UNEXPIRED TERM, Vote For 1

JACK R. MEARS	141	100.00%	0	0.00%	141	100.00%
Write-in (W)	0	0.00%	0	0.00%	0	0.00%

<b>Cast Votes:</b>	141	71.21%	0	0.00%	141	71.21%
<b>Over Votes:</b>	0	0.00%	0	0.00%	0	0.00%
<b>Under Votes:</b>	57	28.79%	0	0.00%	57	28.79%

Precincts			Voters		
Counted	Total	Percent	Ballots	Registered	Percent
1	1	100.00%	198	374	52.94%

TOWN OF CONCRETE, COUNCIL POSITION 2, TWO YEAR UNEXPIRED TERM, Vote For 1

ELIZABETH J. BERGSMA	128	100.00%	0	0.00%	128	100.00%
Write-in (W)	0	0.00%	0	0.00%	0	0.00%

<b>Cast Votes:</b>	128	64.65%	0	0.00%	128	64.65%
<b>Over Votes:</b>	1	0.51%	0	0.00%	1	0.51%
<b>Under Votes:</b>	69	34.85%	0	0.00%	69	34.85%

Precincts			Voters		
Counted	Total	Percent	Ballots	Registered	Percent
1	1	100.00%	198	374	52.94%

TOWN OF CONCRETE, COUNCIL POSITION 3, TWO YEAR UNEXPIRED TERM, Vote For 1

MIKE CRINER	149	100.00%	0	0.00%	149	100.00%
Write-in (W)	0	0.00%	0	0.00%	0	0.00%

<b>Cast Votes:</b>	149	75.25%	0	0.00%	149	75.25%
<b>Over Votes:</b>	0	0.00%	0	0.00%	0	0.00%
<b>Under Votes:</b>	49	24.75%	0	0.00%	49	24.75%

Precincts			Voters		
Counted	Total	Percent	Ballots	Registered	Percent
1	1	100.00%	198	374	52.94%



200511290178

Skagit County Auditor

Total Number of Voters : 38,599 of 60,859 = 63.42%

Precincts Reporting 116 of 116 = 100.00%

Party	Candidate	Early	Election	Total
-------	-----------	-------	----------	-------

TOWN OF CONCRETE, COUNCIL POSITION 4, TWO YEAR UNEXPIRED TERM, Vote For 1

MARLA REED	134	100.00%	0	0.00%	134	100.00%
Write-in (W)	0	0.00%	0	0.00%	0	0.00%
<b>Cast Votes:</b>	134	67.68%	0	0.00%	134	67.68%
<b>Over Votes:</b>	0	0.00%	0	0.00%	0	0.00%
<b>Under Votes:</b>	64	32.32%	0	0.00%	64	32.32%

Precincts			Voters		
Counted	Total	Percent	Ballots	Registered	Percent
1	1	100.00%	198	374	52.94%

TOWN OF CONCRETE, COUNCIL POSITION 5, Vote For 1


JUDD ELROY WILSON	141	100.00%	0	0.00%	141	100.00%
Write-in (W)	0	0.00%	0	0.00%	0	0.00%
<b>Cast Votes:</b>	141	71.21%	0	0.00%	141	71.21%
<b>Over Votes:</b>	0	0.00%	0	0.00%	0	0.00%
<b>Under Votes:</b>	57	28.79%	0	0.00%	57	28.79%

Precincts			Voters		
Counted	Total	Percent	Ballots	Registered	Percent
1	1	100.00%	198	374	52.94%

TOWN OF HAMILTON, COUNCIL POSITION 4, Vote For 1

CRAIG A. BATES	52	100.00%	0	0.00%	52	100.00%
Write-in (W)	0	0.00%	0	0.00%	0	0.00%
<b>Cast Votes:</b>	52	73.24%	0	0.00%	52	73.24%
<b>Over Votes:</b>	0	0.00%	0	0.00%	0	0.00%
<b>Under Votes:</b>	19	26.76%	0	0.00%	19	26.76%

Precincts			Voters		
Counted	Total	Percent	Ballots	Registered	Percent
1	1	100.00%	71	161	44.10%

  
 200511290178  
 Skagit County Auditor  
 11/29/2005 Page 10 of 290 3:04PM

Total Number of Voters : 38,599 of 60,859 = 63.42%

Precincts Reporting 116 of 116 = 100.00%

Party	Candidate	Early	Election	Total
-------	-----------	-------	----------	-------

TOWN OF HAMILTON, COUNCIL POSITION 5, Vote For 1

BARBARA DILLS	64	100.00%	0	0.00%	64	100.00%
Write-in (W)	0	0.00%	0	0.00%	0	0.00%

<b>Cast Votes:</b>	64	90.14%	0	0.00%	64	90.14%
<b>Over Votes:</b>	0	0.00%	0	0.00%	0	0.00%
<b>Under Votes:</b>	7	9.86%	0	0.00%	7	9.86%

Precincts			Voters		
Counted	Total	Percent	Ballots	Registered	Percent
1	1	100.00%	71	161	44.10%

TOWN OF LA CONNER, COUNCIL POSITION 2, Vote For 1

JOHN KAGURAS	202	47.75%	0	0.00%	202	47.75%
KATHIE HUBBARD	221	52.25%	0	0.00%	221	52.25%
Write-in (W)	0	0.00%	0	0.00%	0	0.00%

<b>Cast Votes:</b>	423	95.27%	0	0.00%	423	95.27%
<b>Over Votes:</b>	0	0.00%	0	0.00%	0	0.00%
<b>Under Votes:</b>	21	4.73%	0	0.00%	21	4.73%

Precincts			Voters		
Counted	Total	Percent	Ballots	Registered	Percent
1	1	100.00%	444	613	72.43%

TOWN OF LA CONNER, COUNCIL POSITION 3, Vote For 1

DAN O'DONNELL	216	51.06%	0	0.00%	216	51.06%
PHIL PERRY	207	48.94%	0	0.00%	207	48.94%
Write-in (W)	0	0.00%	0	0.00%	0	0.00%

<b>Cast Votes:</b>	423	95.27%	0	0.00%	423	95.27%
<b>Over Votes:</b>	0	0.00%	0	0.00%	0	0.00%
<b>Under Votes:</b>	21	4.73%	0	0.00%	21	4.73%

Precincts			Voters		
Counted	Total	Percent	Ballots	Registered	Percent
1	1	100.00%	444	613	72.43%



200511290178  
Skagit County Auditor

2005 General Election

Cumulative Report — Official  
OFFICIAL BALLOT — SKAGIT COUNTY, WASHINGTON — November 08, 2005

Total Number of Voters : 38,599 of 60,859 = 63.42%

Precincts Reporting 116 of 116 = 100.00%

Party	Candidate	Early	Election	Total
-------	-----------	-------	----------	-------

TOWN OF LA CONNER, COUNCIL POSITION 4, Vote For 1

SANDY STOKES	130	30.81%	0	0.00%	130	30.81%
MARILYN S. JOHNSON	292	69.19%	0	0.00%	292	69.19%
Write-in (W)	0	0.00%	0	0.00%	0	0.00%

<b>Cast Votes:</b>	422	95.05%	0	0.00%	422	95.05%
<b>Over Votes:</b>	0	0.00%	0	0.00%	0	0.00%
<b>Under Votes:</b>	22	4.95%	0	0.00%	22	4.95%

Precincts			Voters		
Counted	Total	Percent	Ballots	Registered	Percent
1	1	100.00%	444	613	72.43%

TOWN OF LYMAN, COUNCIL POSITION 1, Vote For 1

JEFF "CHET" CHESTER	87	100.00%	0	0.00%	87	100.00%
Write-in (W)	0	0.00%	0	0.00%	0	0.00%

<b>Cast Votes:</b>	87	78.38%	0	0.00%	87	78.38%
<b>Over Votes:</b>	0	0.00%	0	0.00%	0	0.00%
<b>Under Votes:</b>	24	21.62%	0	0.00%	24	21.62%


Precincts			Voters		
Counted	Total	Percent	Ballots	Registered	Percent
1	1	100.00%	111	199	55.78%

TOWN OF LYMAN, COUNCIL POSITION 2, Vote For 1

ELSIE PALMER	97	100.00%	0	0.00%	97	100.00%
Write-in (W)	0	0.00%	0	0.00%	0	0.00%

<b>Cast Votes:</b>	97	87.39%	0	0.00%	97	87.39%
<b>Over Votes:</b>	0	0.00%	0	0.00%	0	0.00%
<b>Under Votes:</b>	14	12.61%	0	0.00%	14	12.61%

Precincts			Voters		
Counted	Total	Percent	Ballots	Registered	Percent
1	1	100.00%	111	199	55.78%

  
 200511290178  
 Skagit County Auditor  
 11/29/2005 Page 12 of 290 3:04PM



Total Number of Voters : 38,599 of 60,859 = 63.42%

Precincts Reporting 116 of 116 = 100.00%

Party	Candidate	Early	Election	Total
-------	-----------	-------	----------	-------

CITY OF MOUNT VERNON, COUNCIL AT LARGE, Vote For 1

PAUL G. GONZALES	2,946	43.96%	0	0.00%	2,946	43.95%
DALE RAGAN	3,756	56.04%	1	100.00%	3,757	56.05%
Write-in (W)	0	0.00%	0	0.00%	0	0.00%
<b>Cast Votes:</b>	<b>6,702</b>	<b>87.88%</b>	<b>1</b>	<b>100.00%</b>	<b>6,703</b>	<b>87.89%</b>
<b>Over Votes:</b>	<b>13</b>	<b>0.17%</b>	<b>0</b>	<b>0.00%</b>	<b>13</b>	<b>0.17%</b>
<b>Under Votes:</b>	<b>911</b>	<b>11.95%</b>	<b>0</b>	<b>0.00%</b>	<b>911</b>	<b>11.94%</b>

Precincts			Voters		
Counted	Total	Percent	Ballots	Registered	Percent
21	21	100.00%	7,627	12,652	60.28%

CITY OF MOUNT VERNON, COUNCIL WARD 1, TWO-YEAR UNEXPIRED TERM, Vote For 1

STONEY BIRD	2,107	31.07%	0	0.00%	2,107	31.07%
JOE LINDQUIST	4,674	68.93%	1	100.00%	4,675	68.93%
Write-in (W)	0	0.00%	0	0.00%	0	0.00%
<b>Cast Votes:</b>	<b>6,781</b>	<b>88.92%</b>	<b>1</b>	<b>100.00%</b>	<b>6,782</b>	<b>88.92%</b>
<b>Over Votes:</b>	<b>12</b>	<b>0.16%</b>	<b>0</b>	<b>0.00%</b>	<b>12</b>	<b>0.16%</b>
<b>Under Votes:</b>	<b>833</b>	<b>10.92%</b>	<b>0</b>	<b>0.00%</b>	<b>833</b>	<b>10.92%</b>

Precincts			Voters		
Counted	Total	Percent	Ballots	Registered	Percent
21	21	100.00%	7,627	12,652	60.28%

CITY OF MOUNT VERNON, COUNCIL WARD 1, Vote For 1

KATHY COMBS	5,294	100.00%	1	100.00%	5,295	100.00%
Write-in (W)	0	0.00%	0	0.00%	0	0.00%
<b>Cast Votes:</b>	<b>5,294</b>	<b>69.42%</b>	<b>1</b>	<b>100.00%</b>	<b>5,295</b>	<b>69.42%</b>
<b>Over Votes:</b>	<b>2</b>	<b>0.03%</b>	<b>0</b>	<b>0.00%</b>	<b>2</b>	<b>0.03%</b>
<b>Under Votes:</b>	<b>2,330</b>	<b>30.55%</b>	<b>0</b>	<b>0.00%</b>	<b>2,330</b>	<b>30.55%</b>

Precincts			Voters		
Counted	Total	Percent	Ballots	Registered	Percent
21	21	100.00%	7,627	12,652	60.28%



200511290178  
 Skagit County Auditor

Total Number of Voters : 38,599 of 60,859 = 63.42%

Precincts Reporting 116 of 116 = 100.00%

Party	Candidate	Early	Election	Total
-------	-----------	-------	----------	-------

CITY OF MOUNT VERNON, COUNCIL WARD 2, Vote For 1

JOHN C. CHENEY JR.	5,305	100.00%	1	100.00%	5,306	100.00%
Write-in (W)	0	0.00%	0	0.00%	0	0.00%
<b>Cast Votes:</b>	<b>5,305</b>	<b>69.56%</b>	<b>1</b>	<b>100.00%</b>	<b>5,306</b>	<b>69.57%</b>
<b>Over Votes:</b>	<b>2</b>	<b>0.03%</b>	<b>0</b>	<b>0.00%</b>	<b>2</b>	<b>0.03%</b>
<b>Under Votes:</b>	<b>2,319</b>	<b>30.41%</b>	<b>0</b>	<b>0.00%</b>	<b>2,319</b>	<b>30.41%</b>

Precincts			Voters		
Counted	Total	Percent	Ballots	Registered	Percent
21	21	100.00%	7,627	12,652	60.28%

CITY OF MOUNT VERNON, COUNCIL WARD 3, Vote For 1

EDGAR FRANKS	1,508	24.59%	0	0.00%	1,508	24.58%
ROBERT FIEDLER	4,625	75.41%	1	100.00%	4,626	75.42%
Write-in (W)	0	0.00%	0	0.00%	0	0.00%
<b>Cast Votes:</b>	<b>6,133</b>	<b>80.42%</b>	<b>1</b>	<b>100.00%</b>	<b>6,134</b>	<b>80.42%</b>
<b>Over Votes:</b>	<b>7</b>	<b>0.09%</b>	<b>0</b>	<b>0.00%</b>	<b>7</b>	<b>0.09%</b>
<b>Under Votes:</b>	<b>1,486</b>	<b>19.49%</b>	<b>0</b>	<b>0.00%</b>	<b>1,486</b>	<b>19.48%</b>

Precincts			Voters		
Counted	Total	Percent	Ballots	Registered	Percent
21	21	100.00%	7,627	12,652	60.28%

CITY OF SEDRO-WOOLLEY, COUNCIL AT LARGE, Vote For 1

MIKE ANDERSON	1,900	100.00%	2	100.00%	1,902	100.00%
Write-in (W)	0	0.00%	0	0.00%	0	0.00%
<b>Cast Votes:</b>	<b>1,900</b>	<b>76.34%</b>	<b>2</b>	<b>100.00%</b>	<b>1,902</b>	<b>76.35%</b>
<b>Over Votes:</b>	<b>0</b>	<b>0.00%</b>	<b>0</b>	<b>0.00%</b>	<b>0</b>	<b>0.00%</b>
<b>Under Votes:</b>	<b>589</b>	<b>23.66%</b>	<b>0</b>	<b>0.00%</b>	<b>589</b>	<b>23.65%</b>

Precincts			Voters		
Counted	Total	Percent	Ballots	Registered	Percent
7	7	100.00%	2,491	4,542	54.84%

200511290178  
 Skagit County Auditor  
 11/29/2005 Page 14 of 290 3:04PM

Total Number of Voters : 38,599 of 60,859 = 63.42%

Precincts Reporting 116 of 116 = 100.00%

Party	Candidate	Early	Election	Total
-------	-----------	-------	----------	-------

CITY OF SEDRO-WOOLLEY, COUNCIL WARD 2, Vote For 1

TONY SPLANE	345	100.00%	0	0.00%	345	100.00%
Write-in (W)	0	0.00%	0	0.00%	0	0.00%

<b>Cast Votes:</b>	345	79.13%	0	0.00%	345	79.13%
<b>Over Votes:</b>	0	0.00%	0	0.00%	0	0.00%
<b>Under Votes:</b>	91	20.87%	0	0.00%	91	20.87%

Precincts			Voters		
Counted	Total	Percent	Ballots	Registered	Percent
1	1	100.00%	436	794	54.91%

CITY OF SEDRO-WOOLLEY, COUNCIL WARD 3, Vote For 1

LOUIS "LOUIE" REQUA	182	64.77%	0	0.00%	182	64.77%
THOMAS E. STORRS	99	35.23%	0	0.00%	99	35.23%
Write-in (W)	0	0.00%	0	0.00%	0	0.00%

<b>Cast Votes:</b>	281	94.30%	0	0.00%	281	94.30%
<b>Over Votes:</b>	0	0.00%	0	0.00%	0	0.00%
<b>Under Votes:</b>	17	5.70%	0	0.00%	17	5.70%

Precincts			Voters		
Counted	Total	Percent	Ballots	Registered	Percent
1	1	100.00%	298	639	46.64%

CITY OF SEDRO-WOOLLEY, COUNCIL WARD 6, Vote For 1

RICK LEMLEY	330	100.00%	0	0.00%	330	100.00%
Write-in (W)	0	0.00%	0	0.00%	0	0.00%

<b>Cast Votes:</b>	330	82.09%	0	0.00%	330	82.09%
<b>Over Votes:</b>	0	0.00%	0	0.00%	0	0.00%
<b>Under Votes:</b>	72	17.91%	0	0.00%	72	17.91%

Precincts			Voters		
Counted	Total	Percent	Ballots	Registered	Percent
1	1	100.00%	402	725	55.45%



200511290178  
 Skagit County Auditor

Total Number of Voters : 38,599 of 60,859 = 63.42%

Precincts Reporting 116 of 116 = 100.00%

Party	Candidate	Early	Election	Total
-------	-----------	-------	----------	-------

**CEMETERY DISTRICT No. 1 COMMISSIONER, Vote For 1**

DAVID DENTON	1,118	100.00%	0	0.00%	1,118	100.00%
Write-in (W)	0	0.00%	0	0.00%	0	0.00%

<b>Cast Votes:</b>	1,118	73.99%	0	0.00%	1,118	73.99%
<b>Over Votes:</b>	0	0.00%	0	0.00%	0	0.00%
<b>Under Votes:</b>	393	26.01%	0	0.00%	393	26.01%

Precincts			Voters		
Counted	Total	Percent	Ballots	Registered	Percent
7	7	100.00%	1,511	2,208	68.43%

**CEMETERY DISTRICT No. 2 COMMISSIONER, Vote For 1**

WALTER DEATON	1,304	100.00%	0	0.00%	1,304	100.00%
Write-in (W)	0	0.00%	0	0.00%	0	0.00%

<b>Cast Votes:</b>	1,304	67.53%	0	0.00%	1,304	67.53%
<b>Over Votes:</b>	0	0.00%	0	0.00%	0	0.00%
<b>Under Votes:</b>	627	32.47%	0	0.00%	627	32.47%


Precincts			Voters		
Counted	Total	Percent	Ballots	Registered	Percent
4	4	100.00%	1,931	2,741	70.45%

**CEMETERY DISTRICT No. 3 COMMISSIONER, Vote For 1**

DIXON C ELDER	348	100.00%	0	0.00%	348	100.00%
Write-in (W)	0	0.00%	0	0.00%	0	0.00%

<b>Cast Votes:</b>	348	81.69%	0	0.00%	348	81.69%
<b>Over Votes:</b>	0	0.00%	0	0.00%	0	0.00%
<b>Under Votes:</b>	78	18.31%	0	0.00%	78	18.31%

Precincts			Voters		
Counted	Total	Percent	Ballots	Registered	Percent
1	1	100.00%	426	565	75.40%



200511290178  
 Skagit County Auditor  
 11/29/2005 Page 16 of 290 3:04PM

Total Number of Voters : 38,599 of 60,859 = 63.42%

Precincts Reporting 116 of 116 = 100.00%

Party	Candidate	Early	Election	Total
-------	-----------	-------	----------	-------

CEMETERY DISTRICT No. 4 COMMISSIONER, Vote For 1

CURT M. DANILSON	931	100.00%	0	0.00%	931	100.00%
Write-in (W)	0	0.00%	0	0.00%	0	0.00%
<b>Cast Votes:</b>	931	63.03%	0	0.00%	931	63.03%
<b>Over Votes:</b>	0	0.00%	0	0.00%	0	0.00%
<b>Under Votes:</b>	546	36.97%	0	0.00%	546	36.97%

Precincts			Voters		
Counted	Total	Percent	Ballots	Registered	Percent
5	5	100.00%	1,477	2,242	65.88%

CEMETERY DISTRICT No. 5 COMMISSIONER, Vote For 1


MARY E. JOHNSON	1,134	100.00%	0	0.00%	1,134	100.00%
Write-in (W)	0	0.00%	0	0.00%	0	0.00%
<b>Cast Votes:</b>	1,134	76.73%	0	0.00%	1,134	76.73%
<b>Over Votes:</b>	0	0.00%	0	0.00%	0	0.00%
<b>Under Votes:</b>	344	23.27%	0	0.00%	344	23.27%

Precincts			Voters		
Counted	Total	Percent	Ballots	Registered	Percent
5	5	100.00%	1,478	2,541	58.17%

CEMETERY DISTRICT No. 6 COMMISSIONER, Vote For 1

ALICE HANSON	466	100.00%	0	0.00%	466	100.00%
Write-in (W)	0	0.00%	0	0.00%	0	0.00%
<b>Cast Votes:</b>	466	73.39%	0	0.00%	466	73.39%
<b>Over Votes:</b>	0	0.00%	0	0.00%	0	0.00%
<b>Under Votes:</b>	169	26.61%	0	0.00%	169	26.61%

Precincts			Voters		
Counted	Total	Percent	Ballots	Registered	Percent
2	2	100.00%	635	1,056	60.13%


 200511290178  
 Skagit County Auditor  
 11/29/2005 Page 17 of 290 3:04PM

Total Number of Voters : 38,599 of 60,859 = 63.42%

Precincts Reporting 116 of 116 = 100.00%

Party	Candidate	Early	Election	Total
-------	-----------	-------	----------	-------

FIDALGO POOL AND FITNESS CENTER DISTRICT, COMMISSIONER POSITION 3, Vote For 1

KATHRYN ESPINOZA	2,692	47.40%	0	0.00%	2,692	47.40%
PAMELA R. LAMBETH	2,987	52.60%	0	0.00%	2,987	52.60%
Write-in (W)	0	0.00%	0	0.00%	0	0.00%
<b>Cast Votes:</b>	<b>5,679</b>	<b>62.78%</b>	<b>0</b>	<b>0.00%</b>	<b>5,679</b>	<b>62.78%</b>
<b>Over Votes:</b>	<b>2</b>	<b>0.02%</b>	<b>0</b>	<b>0.00%</b>	<b>2</b>	<b>0.02%</b>
<b>Under Votes:</b>	<b>3,365</b>	<b>37.20%</b>	<b>0</b>	<b>0.00%</b>	<b>3,365</b>	<b>37.20%</b>

Precincts			Voters		
Counted	Total	Percent	Ballots	Registered	Percent
16	16	100.00%	9,046	12,398	72.96%

FIDALGO POOL AND FITNESS CENTER DISTRICT, COMMISSIONER POSITION 5, Vote For 1

ANDREW OLSON	3,715	62.56%	0	0.00%	3,715	62.56%
ROSEMARY YOUNG NELSON	2,223	37.44%	0	0.00%	2,223	37.44%
Write-in (W)	0	0.00%	0	0.00%	0	0.00%
<b>Cast Votes:</b>	<b>5,938</b>	<b>65.64%</b>	<b>0</b>	<b>0.00%</b>	<b>5,938</b>	<b>65.64%</b>
<b>Over Votes:</b>	<b>7</b>	<b>0.08%</b>	<b>0</b>	<b>0.00%</b>	<b>7</b>	<b>0.08%</b>
<b>Under Votes:</b>	<b>3,101</b>	<b>34.28%</b>	<b>0</b>	<b>0.00%</b>	<b>3,101</b>	<b>34.28%</b>

Precincts			Voters		
Counted	Total	Percent	Ballots	Registered	Percent
16	16	100.00%	9,046	12,398	72.96%

FIRE DISTRICT No. 1, COMMISSIONER POSITION 1, TWO-YEAR UNEXPIRED TERM, Vote For 1

DALE RUTAN	163	100.00%	0	0.00%	163	100.00%
Write-in (W)	0	0.00%	0	0.00%	0	0.00%
<b>Cast Votes:</b>	<b>163</b>	<b>76.89%</b>	<b>0</b>	<b>0.00%</b>	<b>163</b>	<b>76.89%</b>
<b>Over Votes:</b>	<b>0</b>	<b>0.00%</b>	<b>0</b>	<b>0.00%</b>	<b>0</b>	<b>0.00%</b>
<b>Under Votes:</b>	<b>49</b>	<b>23.11%</b>	<b>0</b>	<b>0.00%</b>	<b>49</b>	<b>23.11%</b>

Precincts			Voters		
Counted	Total	Percent	Ballots	Registered	Percent
7	7	100.00%	212	324	65.43%



200511290178  
 Skagit County Auditor

Total Number of Voters : 38,599 of 60,859 = 63.42%

Precincts Report

= 100.00%

Party	Candidate	Early	Election	Total
-------	-----------	-------	----------	-------

FIRE DISTRICT No. 1, COMMISSIONER POSITION 2, Vote For 1

ROY ANGEVINE	156	100.00%	0	0.00%	156	100.00%
Write-in (W)	0	0.00%	0	0.00%	0	0.00%
<b>Cast Votes:</b>	156	73.58%	0	0.00%	156	73.58%
<b>Over Votes:</b>	0	0.00%	0	0.00%	0	0.00%
<b>Under Votes:</b>	56	26.42%	0	0.00%	56	26.42%

Precincts			Voters		
Counted	Total	Percent	Ballots	Registered	Percent
7	7	100.00%	212	324	65.43%

FIRE DISTRICT No. 1, COMMISSIONER POSITION 3, FOUR YEAR UNEXPIRED TERM, Vote For 1

DANNY WATTS	132	100.00%	0	0.00%	132	100.00%
Write-in (W)	0	0.00%	0	0.00%	0	0.00%
<b>Cast Votes:</b>	132	62.26%	0	0.00%	132	62.26%
<b>Over Votes:</b>	0	0.00%	0	0.00%	0	0.00%
<b>Under Votes:</b>	80	37.74%	0	0.00%	80	37.74%

Precincts			Voters		
Counted	Total	Percent	Ballots	Registered	Percent
7	7	100.00%	212	324	65.43%

FIRE DISTRICT No. 2, COMMISSIONER POSITION 2, Vote For 1

MICHAEL L. MADLUNG	921	100.00%	0	0.00%	921	100.00%
Write-in (W)	0	0.00%	0	0.00%	0	0.00%
<b>Cast Votes:</b>	921	72.01%	0	0.00%	921	72.01%
<b>Over Votes:</b>	0	0.00%	0	0.00%	0	0.00%
<b>Under Votes:</b>	358	27.99%	0	0.00%	358	27.99%

Precincts			Voters		
Counted	Total	Percent	Ballots	Registered	Percent
8	8	100.00%	1,279	1,994	64.14%

200511290178  
 Skagit County Auditor  
 11/29/2005 Page 19 of 290 3:04PM

Total Number of Voters : 38,599 of 60,859 = 63.42%

Precincts Reporting 116 of 116 = 100.00%

Party	Candidate	Early	Election	Total
-------	-----------	-------	----------	-------

**FIRE DISTRICT No. 3, COMMISSIONER POSITION 1, TWO-YEAR UNEXPIRED TERM, Vote For 1**

DAN C. SNEVA	1,213	100.00%	0	0.00%	1,213	100.00%
Write-in (W)	0	0.00%	0	0.00%	0	0.00%
<b>Cast Votes:</b>	<b>1,213</b>	<b>72.16%</b>	<b>0</b>	<b>0.00%</b>	<b>1,213</b>	<b>72.16%</b>
<b>Over Votes:</b>	<b>2</b>	<b>0.12%</b>	<b>0</b>	<b>0.00%</b>	<b>2</b>	<b>0.12%</b>
<b>Under Votes:</b>	<b>466</b>	<b>27.72%</b>	<b>0</b>	<b>0.00%</b>	<b>466</b>	<b>27.72%</b>

Precincts			Voters		
Counted	Total	Percent	Ballots	Registered	Percent
7	7	100.00%	1,681	2,577	65.23%

**FIRE DISTRICT No. 3, COMMISSIONER POSITION 2, Vote For 1**

EDWARD KEMPER	391	44.18%	0	0.00%	391	44.18%
KARL STADLER	494	55.82%	0	0.00%	494	55.82%
Write-in (W)	0	0.00%	0	0.00%	0	0.00%
<b>Cast Votes:</b>	<b>885</b>	<b>52.65%</b>	<b>0</b>	<b>0.00%</b>	<b>885</b>	<b>52.65%</b>
<b>Over Votes:</b>	<b>2</b>	<b>0.12%</b>	<b>0</b>	<b>0.00%</b>	<b>2</b>	<b>0.12%</b>
<b>Under Votes:</b>	<b>794</b>	<b>47.23%</b>	<b>0</b>	<b>0.00%</b>	<b>794</b>	<b>47.23%</b>

Precincts			Voters		
Counted	Total	Percent	Ballots	Registered	Percent
7	7	100.00%	1,681	2,577	65.23%

**FIRE DISTRICT No. 4, COMMISSIONER POSITION 2, Vote For 1**

JEFF JANSMA	629	100.00%	0	0.00%	629	100.00%
Write-in (W)	0	0.00%	0	0.00%	0	0.00%
<b>Cast Votes:</b>	<b>629</b>	<b>70.83%</b>	<b>0</b>	<b>0.00%</b>	<b>629</b>	<b>70.83%</b>
<b>Over Votes:</b>	<b>0</b>	<b>0.00%</b>	<b>0</b>	<b>0.00%</b>	<b>0</b>	<b>0.00%</b>
<b>Under Votes:</b>	<b>259</b>	<b>29.17%</b>	<b>0</b>	<b>0.00%</b>	<b>259</b>	<b>29.17%</b>

Precincts			Voters		
Counted	Total	Percent	Ballots	Registered	Percent
5	5	100.00%	888	1,425	62.32%



200511290178  
 Skagit County Auditor



2005 General Election

Cumulative Report — Official  
 OFFICIAL BALLOT — SKAGIT COUNTY, WASHINGTON — November 08, 2005

Total Number of Voters : 38,599 of 60,859 = 63.42%

Precincts Reporting 116 of 116 = 100.00%

Party	Candidate	Early	Election	Total
-------	-----------	-------	----------	-------

FIRE DISTRICT No. 5, COMMISSIONER POSITION 3, Vote For 1

JOLYNN "JL" WOODBURY	780	100.00%	0	0.00%	780	100.00%
Write-in (W)	0	0.00%	0	0.00%	0	0.00%
<b>Cast Votes:</b>	780	62.70%	0	0.00%	780	62.70%
<b>Over Votes:</b>	0	0.00%	0	0.00%	0	0.00%
<b>Under Votes:</b>	464	37.30%	0	0.00%	464	37.30%

Precincts			Voters		
Counted	Total	Percent	Ballots	Registered	Percent
7	7	100.00%	1,244	1,905	65.30%

FIRE DISTRICT No. 6, COMMISSIONER POSITION 1, TWO YEAR UNEXPIRED TERM, Vote For 1

GREG NELSON	1,498	100.00%	0	0.00%	1,498	100.00%
Write-in (W)	0	0.00%	0	0.00%	0	0.00%
<b>Cast Votes:</b>	1,498	73.14%	0	0.00%	1,498	73.14%
<b>Over Votes:</b>	0	0.00%	0	0.00%	0	0.00%
<b>Under Votes:</b>	550	26.86%	0	0.00%	550	26.86%

Precincts			Voters		
Counted	Total	Percent	Ballots	Registered	Percent
9	9	100.00%	2,048	3,281	62.42%

FIRE DISTRICT No. 6, COMMISSIONER POSITION 2, Vote For 1

JACK E. SHELTON	790	48.77%	0	0.00%	790	48.77%
RICHARD D. WHALEN	830	51.23%	0	0.00%	830	51.23%
Write-in (W)	0	0.00%	0	0.00%	0	0.00%
<b>Cast Votes:</b>	1,620	79.10%	0	0.00%	1,620	79.10%
<b>Over Votes:</b>	6	0.29%	0	0.00%	6	0.29%
<b>Under Votes:</b>	422	20.61%	0	0.00%	422	20.61%

Precincts			Voters		
Counted	Total	Percent	Ballots	Registered	Percent
9	9	100.00%	2,048	3,281	62.42%

200511290178  
 Skagit County Auditor  
 11/29/2005 Page 21 of 290 3:04PM

2005 General Election

Cumulative Report — Official  
OFFICIAL BALLOT — SKAGIT COUNTY, WASHINGTON — November 08, 2005

Total Number of Voters : 38,599 of 60,859 = 63.42%

Precincts Reporting 116 of 116 = 100.00%

Party	Candidate	Early	Election	Total
-------	-----------	-------	----------	-------

FIRE DISTRICT No. 7, COMMISSIONER POSITION 2, Vote For 1

JOHN C. ANDERSON	88	100.00%	0	0.00%	88	100.00%
Write-in (W)	0	0.00%	0	0.00%	0	0.00%
<b>Cast Votes:</b>	<b>88</b>	<b>72.73%</b>	<b>0</b>	<b>0.00%</b>	<b>88</b>	<b>72.73%</b>
<b>Over Votes:</b>	<b>0</b>	<b>0.00%</b>	<b>0</b>	<b>0.00%</b>	<b>0</b>	<b>0.00%</b>
<b>Under Votes:</b>	<b>33</b>	<b>27.27%</b>	<b>0</b>	<b>0.00%</b>	<b>33</b>	<b>27.27%</b>

Precincts			Voters		
Counted	Total	Percent	Ballots	Registered	Percent
1	1	100.00%	121	159	76.10%

FIRE DISTRICT No. 8, COMMISSIONER POSITION 2, Vote For 1

JOHN E. RUTHFORD JR.	2,024	100.00%	0	0.00%	2,024	100.00%
Write-in (W)	0	0.00%	0	0.00%	0	0.00%
<b>Cast Votes:</b>	<b>2,024</b>	<b>69.55%</b>	<b>0</b>	<b>0.00%</b>	<b>2,024</b>	<b>69.55%</b>
<b>Over Votes:</b>	<b>4</b>	<b>0.14%</b>	<b>0</b>	<b>0.00%</b>	<b>4</b>	<b>0.14%</b>
<b>Under Votes:</b>	<b>882</b>	<b>30.31%</b>	<b>0</b>	<b>0.00%</b>	<b>882</b>	<b>30.31%</b>

Precincts			Voters		
Counted	Total	Percent	Ballots	Registered	Percent
12	12	100.00%	2,910	4,923	59.11%

FIRE DISTRICT No. 9, COMMISSIONER POSITION 2, Vote For 1

D. BRUCE THOMSON	699	100.00%	0	0.00%	699	100.00%
Write-in (W)	0	0.00%	0	0.00%	0	0.00%
<b>Cast Votes:</b>	<b>699</b>	<b>70.04%</b>	<b>0</b>	<b>0.00%</b>	<b>699</b>	<b>70.04%</b>
<b>Over Votes:</b>	<b>0</b>	<b>0.00%</b>	<b>0</b>	<b>0.00%</b>	<b>0</b>	<b>0.00%</b>
<b>Under Votes:</b>	<b>299</b>	<b>29.96%</b>	<b>0</b>	<b>0.00%</b>	<b>299</b>	<b>29.96%</b>

Precincts			Voters		
Counted	Total	Percent	Ballots	Registered	Percent
6	6	100.00%	998	1,559	64.02%



200511290178  
 Skagit County Auditor  
 11/29/2005 Page 22 of 290 3:04PM

Total Number of Voters : 38,599 of 60,859 = 63.42%

Precincts Reporting 116 of 116 = 100.00%

Party	Candidate	Early	Election	Total
-------	-----------	-------	----------	-------

FIRE DISTRICT No. 10, COMMISSIONER POSITION 2, Vote For 1

GEORGE O. ALLEN	270	36.29%	0	0.00%	270	36.29%
LARRY HAIGHT JR.	474	63.71%	0	0.00%	474	63.71%
Write-in (W)	0	0.00%	0	0.00%	0	0.00%
<b>Cast Votes:</b>	<b>744</b>	<b>76.54%</b>	<b>0</b>	<b>0.00%</b>	<b>744</b>	<b>76.54%</b>
<b>Over Votes:</b>	<b>0</b>	<b>0.00%</b>	<b>0</b>	<b>0.00%</b>	<b>0</b>	<b>0.00%</b>
<b>Under Votes:</b>	<b>228</b>	<b>23.46%</b>	<b>0</b>	<b>0.00%</b>	<b>228</b>	<b>23.46%</b>

Precincts			Voters		
Counted	Total	Percent	Ballots	Registered	Percent
4	4	100.00%	972	1,675	58.03%

FIRE DISTRICT No. 11, COMMISSIONER POSITION 2, Vote For 1

PAT CUMMINGS	1,101	100.00%	0	0.00%	1,101	100.00%
Write-in (W)	0	0.00%	0	0.00%	0	0.00%
<b>Cast Votes:</b>	<b>1,101</b>	<b>64.39%</b>	<b>0</b>	<b>0.00%</b>	<b>1,101</b>	<b>64.39%</b>
<b>Over Votes:</b>	<b>0</b>	<b>0.00%</b>	<b>0</b>	<b>0.00%</b>	<b>0</b>	<b>0.00%</b>
<b>Under Votes:</b>	<b>609</b>	<b>35.61%</b>	<b>0</b>	<b>0.00%</b>	<b>609</b>	<b>35.61%</b>

Precincts			Voters		
Counted	Total	Percent	Ballots	Registered	Percent
3	3	100.00%	1,710	2,423	70.57%

FIRE DISTRICT No. 12, COMMISSIONER POSITION 2, Vote For 1

DENNIS E. O'HERN	346	100.00%	0	0.00%	346	100.00%
Write-in (W)	0	0.00%	0	0.00%	0	0.00%
<b>Cast Votes:</b>	<b>346</b>	<b>66.41%</b>	<b>0</b>	<b>0.00%</b>	<b>346</b>	<b>66.41%</b>
<b>Over Votes:</b>	<b>0</b>	<b>0.00%</b>	<b>0</b>	<b>0.00%</b>	<b>0</b>	<b>0.00%</b>
<b>Under Votes:</b>	<b>175</b>	<b>33.59%</b>	<b>0</b>	<b>0.00%</b>	<b>175</b>	<b>33.59%</b>

Precincts			Voters		
Counted	Total	Percent	Ballots	Registered	Percent
5	5	100.00%	521	760	68.55%



11/29/2005 Page 23 of 290 3:04PM

2005 General Election

Cumulative Report — Official  
OFFICIAL BALLOT — SKAGIT COUNTY, WASHINGTON — November 08, 2005

Total Number of Voters : 38,599 of 60,859 = 63.42%

Precincts Reporting 116 of 116 = 100.00%

Party	Candidate	Early	Election	Total
-------	-----------	-------	----------	-------

FIRE DISTRICT No. 13, COMMISSIONER POSITION 2, Vote For 1

WOOD WEISS	891	55.58%	0	0.00%	891	55.58%
CHARLES (CHUCK) HEDLUND	712	44.42%	0	0.00%	712	44.42%
Write-in (W)	0	0.00%	0	0.00%	0	0.00%
<b>Cast Votes:</b>	<b>1,603</b>	<b>83.40%</b>	<b>0</b>	<b>0.00%</b>	<b>1,603</b>	<b>83.40%</b>
<b>Over Votes:</b>	<b>3</b>	<b>0.16%</b>	<b>0</b>	<b>0.00%</b>	<b>3</b>	<b>0.16%</b>
<b>Under Votes:</b>	<b>316</b>	<b>16.44%</b>	<b>0</b>	<b>0.00%</b>	<b>316</b>	<b>16.44%</b>

Precincts			Voters		
Counted	Total	Percent	Ballots	Registered	Percent
9	9	100.00%	1,922	2,815	68.28%

FIRE DISTRICT No. 15, COMMISSIONER POSITION 2, Vote For 1

THOMAS GRILLOT	165	100.00%	0	0.00%	165	100.00%
Write-in (W)	0	0.00%	0	0.00%	0	0.00%
<b>Cast Votes:</b>	<b>165</b>	<b>82.50%</b>	<b>0</b>	<b>0.00%</b>	<b>165</b>	<b>82.50%</b>
<b>Over Votes:</b>	<b>0</b>	<b>0.00%</b>	<b>0</b>	<b>0.00%</b>	<b>0</b>	<b>0.00%</b>
<b>Under Votes:</b>	<b>35</b>	<b>17.50%</b>	<b>0</b>	<b>0.00%</b>	<b>35</b>	<b>17.50%</b>

Precincts			Voters		
Counted	Total	Percent	Ballots	Registered	Percent
3	3	100.00%	200	321	62.31%

FIRE DISTRICT No. 16, COMMISSIONER POSITION 2, Vote For 1

GARY VALLAT	162	100.00%	0	0.00%	162	100.00%
Write-in (W)	0	0.00%	0	0.00%	0	0.00%
<b>Cast Votes:</b>	<b>162</b>	<b>67.50%</b>	<b>0</b>	<b>0.00%</b>	<b>162</b>	<b>67.50%</b>
<b>Over Votes:</b>	<b>0</b>	<b>0.00%</b>	<b>0</b>	<b>0.00%</b>	<b>0</b>	<b>0.00%</b>
<b>Under Votes:</b>	<b>78</b>	<b>32.50%</b>	<b>0</b>	<b>0.00%</b>	<b>78</b>	<b>32.50%</b>

Precincts			Voters		
Counted	Total	Percent	Ballots	Registered	Percent
2	2	100.00%	240	411	58.39%



200511290178  
 Skagit County Auditor  
 11/29/2005 Page 24 of 290 3:04PM

Total Number of Voters : 38,599 of 60,859 = 63.42%

Precincts Reporting 116 of 116 = 100.00%

Party	Candidate	Early	Election	Total
-------	-----------	-------	----------	-------

FIRE DISTRICT No. 17, COMMISSIONER POSITION 2, Vote For 1

JACK FEES	207	60.00%	0	0.00%	207	60.00%
TOM CHURCHILL	138	40.00%	0	0.00%	138	40.00%
Write-in (W)	0	0.00%	0	0.00%	0	0.00%
<b>Cast Votes:</b>	<b>345</b>	<b>80.99%</b>	<b>0</b>	<b>0.00%</b>	<b>345</b>	<b>80.99%</b>
<b>Over Votes:</b>	<b>0</b>	<b>0.00%</b>	<b>0</b>	<b>0.00%</b>	<b>0</b>	<b>0.00%</b>
<b>Under Votes:</b>	<b>81</b>	<b>19.01%</b>	<b>0</b>	<b>0.00%</b>	<b>81</b>	<b>19.01%</b>

Precincts			Voters		
Counted	Total	Percent	Ballots	Registered	Percent
1	1	100.00%	426	565	75.40%

FIRE DISTRICT No. 19, COMMISSIONER POSITION 1, TWO YEAR UNEXPIRED TERM, Vote For 1

MICHAEL BRONDI	304	100.00%	0	0.00%	304	100.00%
Write-in (W)	0	0.00%	0	0.00%	0	0.00%
<b>Cast Votes:</b>	<b>304</b>	<b>81.72%</b>	<b>0</b>	<b>0.00%</b>	<b>304</b>	<b>81.72%</b>
<b>Over Votes:</b>	<b>0</b>	<b>0.00%</b>	<b>0</b>	<b>0.00%</b>	<b>0</b>	<b>0.00%</b>
<b>Under Votes:</b>	<b>68</b>	<b>18.28%</b>	<b>0</b>	<b>0.00%</b>	<b>68</b>	<b>18.28%</b>

Precincts			Voters		
Counted	Total	Percent	Ballots	Registered	Percent
4	4	100.00%	372	621	59.90%

FIRE DISTRICT No. 19, COMMISSIONER POSITION 2, Vote For 1

RANDY M. MARTIN	307	100.00%	0	0.00%	307	100.00%
Write-in (W)	0	0.00%	0	0.00%	0	0.00%
<b>Cast Votes:</b>	<b>307</b>	<b>81.87%</b>	<b>0</b>	<b>0.00%</b>	<b>307</b>	<b>81.87%</b>
<b>Over Votes:</b>	<b>0</b>	<b>0.00%</b>	<b>0</b>	<b>0.00%</b>	<b>0</b>	<b>0.00%</b>
<b>Under Votes:</b>	<b>68</b>	<b>18.13%</b>	<b>0</b>	<b>0.00%</b>	<b>68</b>	<b>18.13%</b>

Precincts			Voters		
Counted	Total	Percent	Ballots	Registered	Percent
4	4	100.00%	375	621	60.39%



200511290178  
 Skagit County Auditor

Total Number of Voters : 38,599 of 60,859 = 63.42%

Precincts Reporting 146 of 146 = 100.00%

Party	Candidate	Early	Election	Total
-------	-----------	-------	----------	-------

**FIRE DISTRICT No. 19, COMMISSIONER POSITION 3, FOUR YEAR UNEXPIRED TERM, Vote For 1**

HOWARD O. STAFFORD	308	100.00%	0	0.00%	308	100.00%
Write-in (W)	0	0.00%	0	0.00%	0	0.00%
<b>Cast Votes:</b>	<b>308</b>	<b>82.13%</b>	<b>0</b>	<b>0.00%</b>	<b>308</b>	<b>82.13%</b>
<b>Over Votes:</b>	<b>0</b>	<b>0.00%</b>	<b>0</b>	<b>0.00%</b>	<b>0</b>	<b>0.00%</b>
<b>Under Votes:</b>	<b>67</b>	<b>17.87%</b>	<b>0</b>	<b>0.00%</b>	<b>67</b>	<b>17.87%</b>

Precincts			Voters		
Counted	Total	Percent	Ballots	Registered	Percent
4	4	100.00%	375	621	60.39%

**FIRE DISTRICT No. 24, COMMISSIONER POSITION 3, Vote For 1**

STEVE EKSTRAND	57	100.00%	0	0.00%	57	100.00%
Write-in (W)	0	0.00%	0	0.00%	0	0.00%
<b>Cast Votes:</b>	<b>57</b>	<b>67.86%</b>	<b>0</b>	<b>0.00%</b>	<b>57</b>	<b>67.86%</b>
<b>Over Votes:</b>	<b>0</b>	<b>0.00%</b>	<b>0</b>	<b>0.00%</b>	<b>0</b>	<b>0.00%</b>
<b>Under Votes:</b>	<b>27</b>	<b>32.14%</b>	<b>0</b>	<b>0.00%</b>	<b>27</b>	<b>32.14%</b>

Precincts			Voters		
Counted	Total	Percent	Ballots	Registered	Percent
1	1	100.00%	84	147	57.14%

**FIRE DISTRICT No. 24, GENERAL OBLIGATION FIRE BOND - \$890,000, Vote For 1**

Approved	28	38.89%	0	0.00%	28	38.89%
Rejected	44	61.11%	0	0.00%	44	61.11%
<b>Cast Votes:</b>	<b>72</b>	<b>85.71%</b>	<b>0</b>	<b>0.00%</b>	<b>72</b>	<b>85.71%</b>
<b>Over Votes:</b>	<b>0</b>	<b>0.00%</b>	<b>0</b>	<b>0.00%</b>	<b>0</b>	<b>0.00%</b>
<b>Under Votes:</b>	<b>12</b>	<b>14.29%</b>	<b>0</b>	<b>0.00%</b>	<b>12</b>	<b>14.29%</b>

Precincts			Voters		
Counted	Total	Percent	Ballots	Registered	Percent
1	1	100.00%	84	147	57.14%

200511290178  
 Skagit County Auditor  
 11/29/2005 Page 26 of 290 3:04PM

Total Number of Voters : 38,599 of 60,859 = 63.42%

Precincts Reporting 116 of 116 = 100.00%

Party	Candidate	Early	Election	Total
-------	-----------	-------	----------	-------

HOSPITAL DISTRICT No. 1, COMMISSIONER POSITION 3, Vote For 1

STAN OLSON	8,080	100.00%	1	100.00%	8,081	100.00%
Write-in (W)	0	0.00%	0	0.00%	0	0.00%
<b>Cast Votes:</b>	<b>8,080</b>	<b>69.57%</b>	<b>1</b>	<b>100.00%</b>	<b>8,081</b>	<b>69.57%</b>
<b>Over Votes:</b>	<b>2</b>	<b>0.02%</b>	<b>0</b>	<b>0.00%</b>	<b>2</b>	<b>0.02%</b>
<b>Under Votes:</b>	<b>3,532</b>	<b>30.41%</b>	<b>0</b>	<b>0.00%</b>	<b>3,532</b>	<b>30.41%</b>

Precincts			Voters		
Counted	Total	Percent	Ballots	Registered	Percent
42	42	100.00%	11,615	18,805	61.77%

HOSPITAL DISTRICT No. 1, COMMISSIONER POSITION 5, Vote For 1

CLARK D. TODD	4,617	56.53%	1	100.00%	4,618	56.53%
MATTHEW HALLIDAY	3,551	43.47%	0	0.00%	3,551	43.47%
Write-in (W)	0	0.00%	0	0.00%	0	0.00%
<b>Cast Votes:</b>	<b>8,168</b>	<b>70.33%</b>	<b>1</b>	<b>100.00%</b>	<b>8,169</b>	<b>70.33%</b>
<b>Over Votes:</b>	<b>9</b>	<b>0.08%</b>	<b>0</b>	<b>0.00%</b>	<b>9</b>	<b>0.08%</b>
<b>Under Votes:</b>	<b>3,437</b>	<b>29.59%</b>	<b>0</b>	<b>0.00%</b>	<b>3,437</b>	<b>29.59%</b>

Precincts			Voters		
Counted	Total	Percent	Ballots	Registered	Percent
42	42	100.00%	11,615	18,805	61.77%

HOSPITAL DISTRICT No. 2, COMMISSIONER POSITION 1, Vote For 1

JAN M. IVERSEN	4,362	57.26%	0	0.00%	4,362	57.26%
BOYD VEER	3,256	42.74%	0	0.00%	3,256	42.74%
Write-in (W)	0	0.00%	0	0.00%	0	0.00%
<b>Cast Votes:</b>	<b>7,618</b>	<b>80.36%</b>	<b>0</b>	<b>0.00%</b>	<b>7,618</b>	<b>80.36%</b>
<b>Over Votes:</b>	<b>7</b>	<b>0.07%</b>	<b>0</b>	<b>0.00%</b>	<b>7</b>	<b>0.07%</b>
<b>Under Votes:</b>	<b>1,855</b>	<b>19.57%</b>	<b>0</b>	<b>0.00%</b>	<b>1,855</b>	<b>19.57%</b>

Precincts			Voters		
Counted	Total	Percent	Ballots	Registered	Percent
17	17	100.00%	9,480	12,974	73.07%



200511290178  
 Skagit County Auditor

11/29/2005 Page 27 of 290 3:04PM

Total Number of Voters : 38,599 of 60,859 = 63.42%

Precincts Reporting 116 of 116 = 100.00%

Party	Candidate	Early	Election	Total
-------	-----------	-------	----------	-------

HOSPITAL DISTRICT No. 304, COMMISSIONER POSITION 2, Vote For 1

CHUCK RUHL	10,678	100.00%	2	100.00%	10,680	100.00%
Write-in (W)	0	0.00%	0	0.00%	0	0.00%
<b>Cast Votes:</b>	<b>10,678</b>	<b>70.38%</b>	<b>2</b>	<b>100.00%</b>	<b>10,680</b>	<b>70.38%</b>
<b>Over Votes:</b>	<b>5</b>	<b>0.03%</b>	<b>0</b>	<b>0.00%</b>	<b>5</b>	<b>0.03%</b>
<b>Under Votes:</b>	<b>4,489</b>	<b>29.59%</b>	<b>0</b>	<b>0.00%</b>	<b>4,489</b>	<b>29.58%</b>

Precincts			Voters		
Counted	Total	Percent	Ballots	Registered	Percent
55	55	100.00%	15,174	25,697	59.05%

HOSPITAL DISTRICT No. 304, COMMISSIONER POSITION 4, Vote For 1

DANIEL H. GARCIA	10,291	100.00%	2	100.00%	10,293	100.00%
Write-in (W)	0	0.00%	0	0.00%	0	0.00%
<b>Cast Votes:</b>	<b>10,291</b>	<b>67.82%</b>	<b>2</b>	<b>100.00%</b>	<b>10,293</b>	<b>67.82%</b>
<b>Over Votes:</b>	<b>3</b>	<b>0.02%</b>	<b>0</b>	<b>0.00%</b>	<b>3</b>	<b>0.02%</b>
<b>Under Votes:</b>	<b>4,881</b>	<b>32.16%</b>	<b>0</b>	<b>0.00%</b>	<b>4,881</b>	<b>32.16%</b>

Precincts			Voters		
Counted	Total	Percent	Ballots	Registered	Percent
55	55	100.00%	15,177	25,697	59.06%

HOSPITAL DISTRICT No. 304, COMMISSIONER POSITION 5, TWO YEAR UNEXPIRED TERM, Vote For 1

ROBERT M. STANLEY	10,325	100.00%	2	100.00%	10,327	100.00%
Write-in (W)	0	0.00%	0	0.00%	0	0.00%
<b>Cast Votes:</b>	<b>10,325</b>	<b>68.05%</b>	<b>2</b>	<b>100.00%</b>	<b>10,327</b>	<b>68.06%</b>
<b>Over Votes:</b>	<b>5</b>	<b>0.03%</b>	<b>0</b>	<b>0.00%</b>	<b>5</b>	<b>0.03%</b>
<b>Under Votes:</b>	<b>4,842</b>	<b>31.91%</b>	<b>0</b>	<b>0.00%</b>	<b>4,842</b>	<b>31.91%</b>

Precincts			Voters		
Counted	Total	Percent	Ballots	Registered	Percent
55	55	100.00%	15,174	25,697	59.05%

200511290178  
 Skagit County Auditor  
 11/29/2005 Page 28 of 290 3:04PM



2005 General Election

Cumulative Report — Official  
OFFICIAL BALLOT — SKAGIT COUNTY, WASHINGTON — November 08, 2005

Total Number of Voters : 38,599 of 60,859 = 63.42%

Precincts Report

12:16 PM  
100.00%

Party	Candidate	Early	Election	Total
-------	-----------	-------	----------	-------

PORT OF ANACORTES, COMMISSIONER DISTRICT 1, Vote For 1

RAY NIVER	5,070	56.47%	0	0.00%	5,070	56.47%
Write-in (W)	0	0.00%	0	0.00%	0	0.00%
Anni Brogan (W)	3,908	43.53%	0	0.00%	3,908	43.53%
<b>Cast Votes:</b>	<b>8,978</b>	<b>76.70%</b>	<b>0</b>	<b>0.00%</b>	<b>8,978</b>	<b>76.70%</b>
<b>Over Votes:</b>	<b>4</b>	<b>0.03%</b>	<b>0</b>	<b>0.00%</b>	<b>4</b>	<b>0.03%</b>
<b>Under Votes:</b>	<b>2,723</b>	<b>23.26%</b>	<b>0</b>	<b>0.00%</b>	<b>2,723</b>	<b>23.26%</b>

Precincts			Voters		
Counted	Total	Percent	Ballots	Registered	Percent
27	27	100.00%	11,705	16,231	72.12%

PORT OF ANACORTES, COMMISSIONER DISTRICT 2, Vote For 1

BILL SHORT	5,338	56.83%	0	0.00%	5,338	56.83%
JAMES TAYLOR	4,055	43.17%	0	0.00%	4,055	43.17%
Write-in (W)	0	0.00%	0	0.00%	0	0.00%
<b>Cast Votes:</b>	<b>9,393</b>	<b>80.25%</b>	<b>0</b>	<b>0.00%</b>	<b>9,393</b>	<b>80.25%</b>
<b>Over Votes:</b>	<b>15</b>	<b>0.13%</b>	<b>0</b>	<b>0.00%</b>	<b>15</b>	<b>0.13%</b>
<b>Under Votes:</b>	<b>2,297</b>	<b>19.62%</b>	<b>0</b>	<b>0.00%</b>	<b>2,297</b>	<b>19.62%</b>

Precincts			Voters		
Counted	Total	Percent	Ballots	Registered	Percent
27	27	100.00%	11,705	16,231	72.12%

PORT OF ANACORTES, COMMISSIONER DISTRICT 4, TWO YEAR UNEXPIRED TERM, Vote For 1

PAT D. MOONEY	5,874	59.91%	0	0.00%	5,874	59.91%
BRIAN R. WETCHER	3,930	40.09%	0	0.00%	3,930	40.09%
Write-in (W)	0	0.00%	0	0.00%	0	0.00%
<b>Cast Votes:</b>	<b>9,804</b>	<b>83.76%</b>	<b>0</b>	<b>0.00%</b>	<b>9,804</b>	<b>83.76%</b>
<b>Over Votes:</b>	<b>11</b>	<b>0.09%</b>	<b>0</b>	<b>0.00%</b>	<b>11</b>	<b>0.09%</b>
<b>Under Votes:</b>	<b>1,890</b>	<b>16.15%</b>	<b>0</b>	<b>0.00%</b>	<b>1,890</b>	<b>16.15%</b>

Precincts			Voters		
Counted	Total	Percent	Ballots	Registered	Percent
27	27	100.00%	11,705	16,231	72.12%

200511290178  
Skagit County Auditor  
11/29/2005 Page 29 of 290 3:04PM

2005 General Election

Cumulative Report — Official  
OFFICIAL BALLOT — SKAGIT COUNTY, WASHINGTON — November 08, 2005

Total Number of Voters : 38,599 of 60,859 = 63.42%

Precincts Reporting 116 of 116 = 100.00%

Party	Candidate	Early	Election	Total
-------	-----------	-------	----------	-------

PORT OF ANACORTES, COMMISSIONER DISTRICT 5, Vote For 1

BARBARA D. STEPHAN	4,134	45.20%	0	0.00%	4,134	45.20%
KEITH RUBIN	5,012	54.80%	0	0.00%	5,012	54.80%
Write-in (W)	0	0.00%	0	0.00%	0	0.00%
<b>Cast Votes:</b>	9,146	78.14%	0	0.00%	9,146	78.14%
<b>Over Votes:</b>	16	0.14%	0	0.00%	16	0.14%
<b>Under Votes:</b>	2,543	21.73%	0	0.00%	2,543	21.73%

Precincts			Voters		
Counted	Total	Percent	Ballots	Registered	Percent
27	27	100.00%	11,705	16,231	72.12%

PORT OF SKAGIT, COMMISSIONER DISTRICT 2, Vote For 1

JERRY KAUFMAN	18,662	100.00%	3	100.00%	18,665	100.00%
Write-in (W)	0	0.00%	0	0.00%	0	0.00%
<b>Cast Votes:</b>	18,662	69.40%	3	100.00%	18,665	69.40%
<b>Over Votes:</b>	8	0.03%	0	0.00%	8	0.03%
<b>Under Votes:</b>	8,221	30.57%	0	0.00%	8,221	30.57%

Precincts			Voters		
Counted	Total	Percent	Ballots	Registered	Percent
94	94	100.00%	26,894	44,628	60.26%

CONCRETE SCHOOL DISTRICT 11, DIRECTOR DISTRICT 1, Vote For 1

EDDIE ROGGE	1,151	100.00%	0	0.00%	1,151	100.00%
Write-in (W)	0	0.00%	0	0.00%	0	0.00%
<b>Cast Votes:</b>	1,151	78.09%	0	0.00%	1,151	78.09%
<b>Over Votes:</b>	1	0.07%	0	0.00%	1	0.07%
<b>Under Votes:</b>	322	21.85%	0	0.00%	322	21.85%

Precincts			Voters		
Counted	Total	Percent	Ballots	Registered	Percent
5	5	100.00%	1,474	2,541	58.01%



200511290178  
Skagit County Auditor

Total Number of Voters : 38,599 of 60,859 = 63.42%

Precincts Reporting 116 of 116 = 100.00%

Party	Candidate	Early	Election	Total
-------	-----------	-------	----------	-------

CONCRETE SCHOOL DISTRICT 11, DIRECTOR DISTRICT 2, Vote For 1

VINCENT HEDRICK	1,047	100.00%	0	0.00%	1,047	100.00%
Write-in (W)	0	0.00%	0	0.00%	0	0.00%

<b>Cast Votes:</b>	1,047	70.98%	0	0.00%	1,047	70.98%
<b>Over Votes:</b>	0	0.00%	0	0.00%	0	0.00%
<b>Under Votes:</b>	428	29.02%	0	0.00%	428	29.02%

Precincts			Voters		
Counted	Total	Percent	Ballots	Registered	Percent
5	5	100.00%	1,475	2,541	58.05%

CONCRETE SCHOOL DISTRICT 11, DIRECTOR DISTRICT 3, Vote For 1

LUCILLE CLAYBO	1,141	100.00%	0	0.00%	1,141	100.00%
Write-in (W)	0	0.00%	0	0.00%	0	0.00%

<b>Cast Votes:</b>	1,141	77.20%	0	0.00%	1,141	77.20%
<b>Over Votes:</b>	1	0.07%	0	0.00%	1	0.07%
<b>Under Votes:</b>	336	22.73%	0	0.00%	336	22.73%

Precincts			Voters		
Counted	Total	Percent	Ballots	Registered	Percent
5	5	100.00%	1,478	2,541	58.17%

CONCRETE SCHOOL DISTRICT 11, DIRECTOR DISTRICT 4, TWO YEAR UNEXPIRED TERM, Vote For 1

TONY HANSEN	1,083	100.00%	0	0.00%	1,083	100.00%
Write-in (W)	0	0.00%	0	0.00%	0	0.00%

<b>Cast Votes:</b>	1,083	73.42%	0	0.00%	1,083	73.42%
<b>Over Votes:</b>	0	0.00%	0	0.00%	0	0.00%
<b>Under Votes:</b>	392	26.58%	0	0.00%	392	26.58%

Precincts			Voters		
Counted	Total	Percent	Ballots	Registered	Percent
5	5	100.00%	1,475	2,541	58.05%



200511290178  
 Skagit County Auditor

11/29/2005 Page 31 of 290 3:04PM

Total Number of Voters : 38,599 of 60,859 = 63.42%

Precincts Reporting 116 of 116 = 100.00%

Party	Candidate	Early	Election	Total
-------	-----------	-------	----------	-------

**BURLINGTON-EDISON SCHOOL DISTRICT 100, DIRECTOR DISTRICT 2, Vote For 1**

MIKE DYNES	3,448	67.59%	0	0.00%	3,448	67.59%
GERALDINE (GERI) HOFER	1,653	32.41%	0	0.00%	1,653	32.41%
Write-in (W)	0	0.00%	0	0.00%	0	0.00%
<b>Cast Votes:</b>	<b>5,101</b>	<b>78.59%</b>	<b>0</b>	<b>0.00%</b>	<b>5,101</b>	<b>78.59%</b>
<b>Over Votes:</b>	<b>8</b>	<b>0.12%</b>	<b>0</b>	<b>0.00%</b>	<b>8</b>	<b>0.12%</b>
<b>Under Votes:</b>	<b>1,382</b>	<b>21.29%</b>	<b>0</b>	<b>0.00%</b>	<b>1,382</b>	<b>21.29%</b>

Precincts			Voters		
Counted	Total	Percent	Ballots	Registered	Percent
26	26	100.00%	6,491	10,715	60.58%

**BURLINGTON-EDISON SCHOOL DISTRICT 100, DIRECTOR DISTRICT 5, Vote For 1**

DICK SPINK	4,473	100.00%	0	0.00%	4,473	100.00%
Write-in (W)	0	0.00%	0	0.00%	0	0.00%
<b>Cast Votes:</b>	<b>4,473</b>	<b>68.91%</b>	<b>0</b>	<b>0.00%</b>	<b>4,473</b>	<b>68.91%</b>
<b>Over Votes:</b>	<b>1</b>	<b>0.02%</b>	<b>0</b>	<b>0.00%</b>	<b>1</b>	<b>0.02%</b>
<b>Under Votes:</b>	<b>2,017</b>	<b>31.07%</b>	<b>0</b>	<b>0.00%</b>	<b>2,017</b>	<b>31.07%</b>

Precincts			Voters		
Counted	Total	Percent	Ballots	Registered	Percent
26	26	100.00%	6,491	10,715	60.58%

**SEDRO-WOOLLEY SCHOOL DISTRICT 101, DIRECTOR DISTRICT 1, Vote For 1**

JIM KALLIO	5,569	100.00%	2	100.00%	5,571	100.00%
Write-in (W)	0	0.00%	0	0.00%	0	0.00%
<b>Cast Votes:</b>	<b>5,569</b>	<b>71.41%</b>	<b>2</b>	<b>100.00%</b>	<b>5,571</b>	<b>71.41%</b>
<b>Over Votes:</b>	<b>4</b>	<b>0.05%</b>	<b>0</b>	<b>0.00%</b>	<b>4</b>	<b>0.05%</b>
<b>Under Votes:</b>	<b>2,226</b>	<b>28.54%</b>	<b>0</b>	<b>0.00%</b>	<b>2,226</b>	<b>28.53%</b>

Precincts			Voters		
Counted	Total	Percent	Ballots	Registered	Percent
30	30	100.00%	7,801	13,372	58.34%

200511290178  
 Skagit County Auditor  
 11/29/2005 Page 32 of 290 3:04PM

Total Number of Voters : 38,599 of 60,859 = 63.42%

Precincts Reporting 116 of 116 = 100.00%

Party	Candidate	Early	Election	Total
-------	-----------	-------	----------	-------

SEDRO-WOOLLEY SCHOOL DISTRICT 101, DIRECTOR DISTRICT 4, Vote For 1

DAVID L. CARROLL	5,438	100.00%	2	100.00%	5,440	100.00%
Write-in (W)	0	0.00%	0	0.00%	0	0.00%

<b>Cast Votes:</b>	5,438	69.73%	2	100.00%	5,440	69.73%
<b>Over Votes:</b>	5	0.06%	0	0.00%	5	0.06%
<b>Under Votes:</b>	2,356	30.21%	0	0.00%	2,356	30.20%

Precincts			Voters		
Counted	Total	Percent	Ballots	Registered	Percent
30	30	100.00%	7,801	13,372	58.34%

SEDRO-WOOLLEY SCHOOL DISTRICT 101, DIRECTOR DISTRICT 5, Vote For 1

MIKE JANICKI	5,743	100.00%	2	100.00%	5,745	100.00%
Write-in (W)	0	0.00%	0	0.00%	0	0.00%

<b>Cast Votes:</b>	5,743	73.64%	2	100.00%	5,745	73.64%
<b>Over Votes:</b>	3	0.04%	0	0.00%	3	0.04%
<b>Under Votes:</b>	2,053	26.32%	0	0.00%	2,053	26.32%

Precincts			Voters		
Counted	Total	Percent	Ballots	Registered	Percent
30	30	100.00%	7,801	13,372	58.34%

ANACORTES SCHOOL DISTRICT 103, DIRECTOR, POSITION 1, Vote For 1

MITCH EVERTON	6,135	100.00%	0	0.00%	6,135	100.00%
Write-in (W)	0	0.00%	0	0.00%	0	0.00%

<b>Cast Votes:</b>	6,135	64.72%	0	0.00%	6,135	64.72%
<b>Over Votes:</b>	0	0.00%	0	0.00%	0	0.00%
<b>Under Votes:</b>	3,345	35.28%	0	0.00%	3,345	35.28%

Precincts			Voters		
Counted	Total	Percent	Ballots	Registered	Percent
17	17	100.00%	9,480	12,974	73.07%

200511290178  
 Skagit County Auditor  
 11/29/2005 Page 33 of 290 3:04PM

Total Number of Voters : 38,599 of 60,859 = 63.42%

Precincts Reporting 116 of 116 = 100.00%

Party	Candidate	Early	Election	Total
-------	-----------	-------	----------	-------

**ANACORTES SCHOOL DISTRICT 103, DIRECTOR, POSITION 2, Vote For 1**

KRIS LYTTON	3,791	56.74%	0	0.00%	3,791	56.74%
NANCY MURPHY	2,890	43.26%	0	0.00%	2,890	43.26%
Write-in (W)	0	0.00%	0	0.00%	0	0.00%
<b>Cast Votes:</b>	<b>6,681</b>	<b>70.47%</b>	<b>0</b>	<b>0.00%</b>	<b>6,681</b>	<b>70.47%</b>
<b>Over Votes:</b>	<b>10</b>	<b>0.11%</b>	<b>0</b>	<b>0.00%</b>	<b>10</b>	<b>0.11%</b>
<b>Under Votes:</b>	<b>2,789</b>	<b>29.42%</b>	<b>0</b>	<b>0.00%</b>	<b>2,789</b>	<b>29.42%</b>

Precincts			Voters		
Counted	Total	Percent	Ballots	Registered	Percent
17	17	100.00%	9,480	12,974	73.07%

**LA CONNER SCHOOL DISTRICT 311, DIRECTOR DISTRICT 3, Vote For 1**

WENDY POULTON	1,575	100.00%	0	0.00%	1,575	100.00%
Write-in (W)	0	0.00%	0	0.00%	0	0.00%
<b>Cast Votes:</b>	<b>1,575</b>	<b>69.51%</b>	<b>0</b>	<b>0.00%</b>	<b>1,575</b>	<b>69.51%</b>
<b>Over Votes:</b>	<b>2</b>	<b>0.09%</b>	<b>0</b>	<b>0.00%</b>	<b>2</b>	<b>0.09%</b>
<b>Under Votes:</b>	<b>689</b>	<b>30.41%</b>	<b>0</b>	<b>0.00%</b>	<b>689</b>	<b>30.41%</b>

Precincts			Voters		
Counted	Total	Percent	Ballots	Registered	Percent
8	8	100.00%	2,266	3,285	68.98%

**LA CONNER SCHOOL DISTRICT 311, DIRECTOR DISTRICT 5, Vote For 1**

DAVID B. HEDLIN	1,795	100.00%	0	0.00%	1,795	100.00%
Write-in (W)	0	0.00%	0	0.00%	0	0.00%
<b>Cast Votes:</b>	<b>1,795</b>	<b>79.21%</b>	<b>0</b>	<b>0.00%</b>	<b>1,795</b>	<b>79.21%</b>
<b>Over Votes:</b>	<b>0</b>	<b>0.00%</b>	<b>0</b>	<b>0.00%</b>	<b>0</b>	<b>0.00%</b>
<b>Under Votes:</b>	<b>471</b>	<b>20.79%</b>	<b>0</b>	<b>0.00%</b>	<b>471</b>	<b>20.79%</b>

Precincts			Voters		
Counted	Total	Percent	Ballots	Registered	Percent
8	8	100.00%	2,266	3,285	68.98%



200511290178

Skagit County Auditor

Total Number of Voters : 38,599 of 60,859 = 63.42%

Precincts Reporting 116 of 116 = 100.00%

Party	Candidate	Early	Election	Total
-------	-----------	-------	----------	-------

CONWAY SCHOOL DISTRICT 317, DIRECTOR, POSITION 2, SHORT/FULL TERM, Vote For 1

RON HOUSH	897	100.00%	0	0.00%	897	100.00%
Write-in (W)	0	0.00%	0	0.00%	0	0.00%

<b>Cast Votes:</b>	897	71.08%	0	0.00%	897	71.08%
<b>Over Votes:</b>	2	0.16%	0	0.00%	2	0.16%
<b>Under Votes:</b>	363	28.76%	0	0.00%	363	28.76%

Precincts			Voters		
Counted	Total	Percent	Ballots	Registered	Percent
7	7	100.00%	1,262	2,000	63.10%

CONWAY SCHOOL DISTRICT 317, DIRECTOR, POSITION 3, Vote For 1

DIANE ROBERTSON	888	100.00%	0	0.00%	888	100.00%
Write-in (W)	0	0.00%	0	0.00%	0	0.00%

<b>Cast Votes:</b>	888	70.36%	0	0.00%	888	70.36%
<b>Over Votes:</b>	2	0.16%	0	0.00%	2	0.16%
<b>Under Votes:</b>	372	29.48%	0	0.00%	372	29.48%

Precincts			Voters		
Counted	Total	Percent	Ballots	Registered	Percent
7	7	100.00%	1,262	2,000	63.10%

MOUNT VERNON SCHOOL DISTRICT 320, DIRECTOR DISTRICT 4, Vote For 1

LUANNE GORDON BURKHART	6,581	100.00%	1	100.00%	6,582	100.00%
Write-in (W)	0	0.00%	0	0.00%	0	0.00%

<b>Cast Votes:</b>	6,581	67.61%	1	100.00%	6,582	67.61%
<b>Over Votes:</b>	1	0.01%	0	0.00%	1	0.01%
<b>Under Votes:</b>	3,152	32.38%	0	0.00%	3,152	32.38%

Precincts			Voters		
Counted	Total	Percent	Ballots	Registered	Percent
34	34	100.00%	9,735	15,820	61.54%



200511290178  
 Skagit County Auditor

11/29/2005 Page 35 of 290 3:04PM

Total Number of Voters : 38,599 of 60,859 = 63.42%

Precincts Reporting 116 of 116 = 100.00%

Party	Candidate	Early	Election	Total
-------	-----------	-------	----------	-------

MOUNT VERNON SCHOOL DISTRICT 320, DIRECTOR DISTRICT 5, Vote For 1

DIANA LOPEZ		2,978 37.09%	0 0.00%	2,978 37.08%
CHARLES GUILDNER		5,052 62.91%	1 100.00%	5,053 62.92%
Write-in (W)		0 0.00%	0 0.00%	0 0.00%
<b>Cast Votes:</b>		<b>8,030 82.49%</b>	<b>1 100.00%</b>	<b>8,031 82.50%</b>
<b>Over Votes:</b>		<b>7 0.07%</b>	<b>0 0.00%</b>	<b>7 0.07%</b>
<b>Under Votes:</b>		<b>1,697 17.43%</b>	<b>0 0.00%</b>	<b>1,697 17.43%</b>

Precincts			Voters		
Counted	Total	Percent	Ballots	Registered	Percent
34	34	100.00%	9,735	15,820	61.54%

DARRINGTON SCHOOL DISTRICT 330, DIRECTOR DISTRICT 2, Vote For 1

KAY SHULER-BROOKS		40 56.34%	0 0.00%	40 56.34%
CYNTHIA PUGH		31 43.66%	0 0.00%	31 43.66%
Write-in (W)		0 0.00%	0 0.00%	0 0.00%
<b>Cast Votes:</b>		<b>71 82.56%</b>	<b>0 0.00%</b>	<b>71 82.56%</b>
<b>Over Votes:</b>		<b>0 0.00%</b>	<b>0 0.00%</b>	<b>0 0.00%</b>
<b>Under Votes:</b>		<b>15 17.44%</b>	<b>0 0.00%</b>	<b>15 17.44%</b>

Precincts			Voters		
Counted	Total	Percent	Ballots	Registered	Percent
1	1	100.00%	86	152	56.58%

SEWER DISTRICT No. 1, COMMISSIONER POSITION 1, Vote For 1

ROY HORN		81 100.00%	0 0.00%	81 100.00%
Write-in (W)		0 0.00%	0 0.00%	0 0.00%
<b>Cast Votes:</b>		<b>81 70.43%</b>	<b>0 0.00%</b>	<b>81 70.43%</b>
<b>Over Votes:</b>		<b>0 0.00%</b>	<b>0 0.00%</b>	<b>0 0.00%</b>
<b>Under Votes:</b>		<b>34 29.57%</b>	<b>0 0.00%</b>	<b>34 29.57%</b>

Precincts			Voters		
Counted	Total	Percent	Ballots	Registered	Percent
1	1	100.00%	115	153	75.16%



200511290178  
 Skagit County Auditor

11/29/2005 Page 36 of 290 3:04PM



Total Number of Voters : 38,599 of 60,859 = 63.42%

Precincts Reporting 116 of 116 = 100.00%

Party	Candidate	Early	Election	Total
-------	-----------	-------	----------	-------

**SEWER DISTRICT No. 2, COMMISSIONER POSITION 2, SHORT/FULL TERM, Vote For 1**

LARRY VAN SICKLE	333	100.00%	0	0.00%	333	100.00%
Write-in (W)	0	0.00%	0	0.00%	0	0.00%

<b>Cast Votes:</b>	333	65.68%	0	0.00%	333	65.68%
<b>Over Votes:</b>	0	0.00%	0	0.00%	0	0.00%
<b>Under Votes:</b>	174	34.32%	0	0.00%	174	34.32%

Precincts			Voters		
Counted	Total	Percent	Ballots	Registered	Percent
3	3	100.00%	507	804	63.06%

**SEWER DISTRICT No. 2, COMMISSIONER POSITION 3, FOUR YEAR UNEXPIRED TERM, Vote For 1**

GERALD R. SEVERSON	348	100.00%	0	0.00%	348	100.00%
Write-in (W)	0	0.00%	0	0.00%	0	0.00%

<b>Cast Votes:</b>	348	68.64%	0	0.00%	348	68.64%
<b>Over Votes:</b>	0	0.00%	0	0.00%	0	0.00%
<b>Under Votes:</b>	159	31.36%	0	0.00%	159	31.36%

Precincts			Voters		
Counted	Total	Percent	Ballots	Registered	Percent
3	3	100.00%	507	804	63.06%

**WATER DISTRICT 1, COMMISSIONER POSITION 2, Vote For 1**

STEVE STOUT	82	100.00%	0	0.00%	82	100.00%
Write-in (W)	0	0.00%	0	0.00%	0	0.00%

<b>Cast Votes:</b>	82	78.10%	0	0.00%	82	78.10%
<b>Over Votes:</b>	0	0.00%	0	0.00%	0	0.00%
<b>Under Votes:</b>	23	21.90%	0	0.00%	23	21.90%

Precincts			Voters		
Counted	Total	Percent	Ballots	Registered	Percent
2	2	100.00%	105	184	57.07%



200511290178  
 Skagit County Auditor

11/29/2005 Page 37 of 290 3:04PM

2005 General Election

Precinct Report — Official  
 OFFICIAL BALLOT — SKAGIT COUNTY, WASHINGTON — November 08, 2005

Total Number of Voters : 38,599 of 60,859 = 63.42%

Party	Candidate	Early	Election	Total
-------	-----------	-------	----------	-------

Precinct 101 Alder (Ballots Cast: 256)

<b>INITIATIVE MEASURE 900, Vote For 1</b>						
Yes	139	56.73%	0	0.00%	139	56.73%
No	106	43.27%	0	0.00%	106	43.27%
Cast Votes:	245	95.70%	0	0.00%	245	95.70%
<b>INITIATIVE MEASURE 901, Vote For 1</b>						
Yes	139	54.94%	0	0.00%	139	54.94%
No	114	45.06%	0	0.00%	114	45.06%
Cast Votes:	253	98.83%	0	0.00%	253	98.83%
<b>INITIATIVE MEASURE 912, Vote For 1</b>						
Yes	143	56.97%	0	0.00%	143	56.97%
No	108	43.03%	0	0.00%	108	43.03%
Cast Votes:	251	98.05%	0	0.00%	251	98.05%
<b>INITIATIVE MEASURE 330, Vote For 1</b>						
Yes	116	45.85%	0	0.00%	116	45.85%
No	137	54.15%	0	0.00%	137	54.15%
Cast Votes:	253	98.83%	0	0.00%	253	98.83%
<b>INITIATIVE MEASURE 336, Vote For 1</b>						
Yes	105	42.34%	0	0.00%	105	42.34%
No	143	57.66%	0	0.00%	143	57.66%
Cast Votes:	248	96.88%	0	0.00%	248	96.88%
<b>SENATE JOINT RESOLUTION 8207, Vote For 1</b>						
Approved	136	57.38%	0	0.00%	136	57.38%
Rejected	101	42.62%	0	0.00%	101	42.62%
Cast Votes:	237	92.58%	0	0.00%	237	92.58%
<b>FIRE DISTRICT No. 8, COMMISSIONER POSITION 2, Vote For 1</b>						
JOHN E. RUTHFORD JR.	104	100.00%	0	0.00%	104	100.00%
Write-in (W)	0	0.00%	0	0.00%	0	0.00%
Cast Votes:	104	67.53%	0	0.00%	104	67.53%
<b>FIRE DISTRICT No. 10, COMMISSIONER POSITION 2, Vote For 1</b>						
GEORGE O. ALLEN	37	46.84%	0	0.00%	37	46.84%
LARRY HAIGHT JR.	42	53.16%	0	0.00%	42	53.16%
Write-in (W)	0	0.00%	0	0.00%	0	0.00%
Cast Votes:	79	79.80%	0	0.00%	79	79.80%
<b>HOSPITAL DISTRICT No. 304, COMMISSIONER POSITION 2, Vote For 1</b>						
CHUCK RUHL	185	100.00%	0	0.00%	185	100.00%
Write-in (W)	0	0.00%	0	0.00%	0	0.00%
Cast Votes:	185	72.27%	0	0.00%	185	72.27%



200511290178  
 Skagit County Auditor

11/29/2005 Page 38 of 290 3:04PM

Total Number of Voters : 38,599 of 60,859 = 63.42%

Party	Candidate	Early	Election	Total
-------	-----------	-------	----------	-------

**Precinct 101 Alder (Ballots Cast: 256)**

**HOSPITAL DISTRICT No. 304, COMMISSIONER POSITION 4, Vote For 1**

DANIEL H. GARCIA	178	100.00%	0	0.00%	178	100.00%
Write-in (W)	0	0.00%	0	0.00%	0	0.00%

Cast Votes:	178	69.53%	0	0.00%	178	69.53%
-------------	-----	--------	---	-------	-----	--------

**HOSPITAL DISTRICT No. 304, COMMISSIONER POSITION 5, TWO YEAR UNEXPIRED TERM, Vote For 1**

ROBERT M. STANLEY	179	100.00%	0	0.00%	179	100.00%
Write-in (W)	0	0.00%	0	0.00%	0	0.00%

Cast Votes:	179	69.92%	0	0.00%	179	69.92%
-------------	-----	--------	---	-------	-----	--------

**PORT OF SKAGIT, COMMISSIONER DISTRICT 2, Vote For 1**

JERRY KAUFMAN	180	100.00%	0	0.00%	180	100.00%
Write-in (W)	0	0.00%	0	0.00%	0	0.00%

Cast Votes:	180	70.31%	0	0.00%	180	70.31%
-------------	-----	--------	---	-------	-----	--------

**SEDRO-WOLLEY SCHOOL DISTRICT 101, DIRECTOR DISTRICT 1, Vote For 1**

JIM KALLIO	177	100.00%	0	0.00%	177	100.00%
Write-in (W)	0	0.00%	0	0.00%	0	0.00%

Cast Votes:	177	69.14%	0	0.00%	177	69.14%
-------------	-----	--------	---	-------	-----	--------

**SEDRO-WOLLEY SCHOOL DISTRICT 101, DIRECTOR DISTRICT 4, Vote For 1**

DAVID L. CARROLL	174	100.00%	0	0.00%	174	100.00%
Write-in (W)	0	0.00%	0	0.00%	0	0.00%

Cast Votes:	174	67.97%	0	0.00%	174	67.97%
-------------	-----	--------	---	-------	-----	--------

**SEDRO-WOLLEY SCHOOL DISTRICT 101, DIRECTOR DISTRICT 5, Vote For 1**


MIKE JANICKI	189	100.00%	0	0.00%	189	100.00%
Write-in (W)	0	0.00%	0	0.00%	0	0.00%

Cast Votes:	189	73.83%	0	0.00%	189	73.83%
-------------	-----	--------	---	-------	-----	--------

**WATER DISTRICT 1, COMMISSIONER POSITION 2, Vote For 1**

STEVE STOUT	50	100.00%	0	0.00%	50	100.00%
Write-in (W)	0	0.00%	0	0.00%	0	0.00%

Cast Votes:	50	74.63%	0	0.00%	50	74.63%
-------------	----	--------	---	-------	----	--------



20511290178  
 Skagit County Auditor

11/29/2005 Page 39 of 290 3:04PM

2005 General Election

Precinct Report — Official  
OFFICIAL BALLOT — SKAGIT COUNTY, WASHINGTON — November 08, 2005

Page 3 of 253

11/29/2005 12:17 PM

Precincts Reporting 116 of 116 = 100.00%

Total Number of Voters : 38,599 of 60,859 = 63.42%

Party	Candidate	Early	Election	Total
-------	-----------	-------	----------	-------

Precinct 102 Alger (Ballots Cast: 220)

INITIATIVE MEASURE 900, Vote For 1

Yes	103	50.74%	0	0.00%	103	50.74%
No	100	49.26%	0	0.00%	100	49.26%
<b>Cast Votes:</b>	<b>203</b>	<b>92.27%</b>	<b>0</b>	<b>0.00%</b>	<b>203</b>	<b>92.27%</b>

INITIATIVE MEASURE 901, Vote For 1

Yes	107	49.77%	0	0.00%	107	49.77%
No	108	50.23%	0	0.00%	108	50.23%
<b>Cast Votes:</b>	<b>215</b>	<b>97.73%</b>	<b>0</b>	<b>0.00%</b>	<b>215</b>	<b>97.73%</b>

INITIATIVE MEASURE 912, Vote For 1

Yes	122	57.28%	0	0.00%	122	57.28%
No	91	42.72%	0	0.00%	91	42.72%
<b>Cast Votes:</b>	<b>213</b>	<b>96.82%</b>	<b>0</b>	<b>0.00%</b>	<b>213</b>	<b>96.82%</b>

INITIATIVE MEASURE 330, Vote For 1

Yes	99	45.41%	0	0.00%	99	45.41%
No	119	54.59%	0	0.00%	119	54.59%
<b>Cast Votes:</b>	<b>218</b>	<b>99.09%</b>	<b>0</b>	<b>0.00%</b>	<b>218</b>	<b>99.09%</b>

INITIATIVE MEASURE 336, Vote For 1

Yes	86	40.00%	0	0.00%	86	40.00%
No	129	60.00%	0	0.00%	129	60.00%
<b>Cast Votes:</b>	<b>215</b>	<b>97.73%</b>	<b>0</b>	<b>0.00%</b>	<b>215</b>	<b>97.73%</b>

SENATE JOINT RESOLUTION 8207, Vote For 1

Approved	137	69.19%	0	0.00%	137	69.19%
Rejected	61	30.81%	0	0.00%	61	30.81%
<b>Cast Votes:</b>	<b>198</b>	<b>90.00%</b>	<b>0</b>	<b>0.00%</b>	<b>198</b>	<b>90.00%</b>

FIRE DISTRICT No. 8, COMMISSIONER POSITION 2, Vote For 1

JOHN E. RUTHFORD JR.	51	100.00%	0	0.00%	51	100.00%
Write-in (W)	0	0.00%	0	0.00%	0	0.00%
<b>Cast Votes:</b>	<b>51</b>	<b>66.23%</b>	<b>0</b>	<b>0.00%</b>	<b>51</b>	<b>66.23%</b>

HOSPITAL DISTRICT No. 304, COMMISSIONER POSITION 2, Vote For 1

CHUCK RUHL	142	100.00%	0	0.00%	142	100.00%
Write-in (W)	0	0.00%	0	0.00%	0	0.00%
<b>Cast Votes:</b>	<b>142</b>	<b>64.55%</b>	<b>0</b>	<b>0.00%</b>	<b>142</b>	<b>64.55%</b>

HOSPITAL DISTRICT No. 304, COMMISSIONER POSITION 4, Vote For 1

DANIEL H. GARCIA	137	100.00%	0	0.00%	137	100.00%
Write-in (W)	0	0.00%	0	0.00%	0	0.00%
<b>Cast Votes:</b>	<b>137</b>	<b>62.27%</b>	<b>0</b>	<b>0.00%</b>	<b>137</b>	<b>62.27%</b>

HOSPITAL DISTRICT No. 304, COMMISSIONER POSITION 5, TWO YEAR UNEXPIRED TERM, Vote For 1

ROBERT M. STANLEY	132	100.00%	0	0.00%	132	100.00%
Write-in (W)	0	0.00%	0	0.00%	0	0.00%
<b>Cast Votes:</b>	<b>132</b>	<b>60.00%</b>	<b>0</b>	<b>0.00%</b>	<b>132</b>	<b>60.00%</b>



200511290178  
Skagit County Auditor

11/29/2005 Page 40 of 290 3:04PM

2005 General Election

Precinct Report — Official  
 OFFICIAL BALLOT — SKAGIT COUNTY, WASHINGTON — November 08, 2005

Page 4 of 253

11/29/2005 12:17 PM

Precincts Reporting 116 of 116 = 100.00%

Total Number of Voters : 38,599 of 60,859 = 63.42%

Party	Candidate	Early	Election	Total
-------	-----------	-------	----------	-------

**Precinct 102 Aiger (Ballots Cast: 220)**

**PORT OF SKAGIT, COMMISSIONER DISTRICT 2, Vote For 1**

JERRY KAUFMAN	138	100.00%	0	0.00%	138	100.00%
Write-in (W)	0	0.00%	0	0.00%	0	0.00%
<b>Cast Votes:</b>	<b>138</b>	<b>62.73%</b>	<b>0</b>	<b>0.00%</b>	<b>138</b>	<b>62.73%</b>

**BURLINGTON-EDISON SCHOOL DISTRICT 100, DIRECTOR DISTRICT 2, Vote For 1**

MIKE DYNES	26	50.00%	0	0.00%	26	50.00%
GERALDINE (GERI) HOFER	26	50.00%	0	0.00%	26	50.00%
Write-in (W)	0	0.00%	0	0.00%	0	0.00%
<b>Cast Votes:</b>	<b>52</b>	<b>72.22%</b>	<b>0</b>	<b>0.00%</b>	<b>52</b>	<b>72.22%</b>

**BURLINGTON-EDISON SCHOOL DISTRICT 100, DIRECTOR DISTRICT 5, Vote For 1**

DICK SPINK	43	100.00%	0	0.00%	43	100.00%
Write-in (W)	0	0.00%	0	0.00%	0	0.00%
<b>Cast Votes:</b>	<b>43</b>	<b>59.72%</b>	<b>0</b>	<b>0.00%</b>	<b>43</b>	<b>59.72%</b>

**SEDRO-WOOLLEY SCHOOL DISTRICT 101, DIRECTOR DISTRICT 1, Vote For 1**


JIM KALLIO	98	100.00%	0	0.00%	98	100.00%
Write-in (W)	0	0.00%	0	0.00%	0	0.00%
<b>Cast Votes:</b>	<b>98</b>	<b>66.22%</b>	<b>0</b>	<b>0.00%</b>	<b>98</b>	<b>66.22%</b>

**SEDRO-WOOLLEY SCHOOL DISTRICT 101, DIRECTOR DISTRICT 4, Vote For 1**

DAVID L. CARROLL	98	100.00%	0	0.00%	98	100.00%
Write-in (W)	0	0.00%	0	0.00%	0	0.00%
<b>Cast Votes:</b>	<b>98</b>	<b>66.22%</b>	<b>0</b>	<b>0.00%</b>	<b>98</b>	<b>66.22%</b>

**SEDRO-WOOLLEY SCHOOL DISTRICT 101, DIRECTOR DISTRICT 5, Vote For 1**

MIKE JANICKI	102	100.00%	0	0.00%	102	100.00%
Write-in (W)	0	0.00%	0	0.00%	0	0.00%
<b>Cast Votes:</b>	<b>102</b>	<b>68.92%</b>	<b>0</b>	<b>0.00%</b>	<b>102</b>	<b>68.92%</b>



200511290178  
 Skagit County Auditor

11/29/2005 Page 41 of 290 3:04PM

2005 General Election

Precinct Report — Official  
 OFFICIAL BALLOT — SKAGIT COUNTY, WASHINGTON — November 08, 2005

Total Number of Voters : 38,599 of 60,859 = 63.42%

Party	Candidate	Early	Election	Total
<b>Precinct 103 Allen (Ballots Cast: 186)</b>				
<b>INITIATIVE MEASURE 900, Vote For 1</b>				
	Yes	92 53.18%	0 0.00%	92 53.18%
	No	81 46.82%	0 0.00%	81 46.82%
	<b>Cast Votes:</b>	<b>173 93.01%</b>	<b>0 0.00%</b>	<b>173 93.01%</b>
<b>INITIATIVE MEASURE 901, Vote For 1</b>				
	Yes	108 59.02%	0 0.00%	108 59.02%
	No	75 40.98%	0 0.00%	75 40.98%
	<b>Cast Votes:</b>	<b>183 98.39%</b>	<b>0 0.00%</b>	<b>183 98.39%</b>
<b>INITIATIVE MEASURE 912, Vote For 1</b>				
	Yes	112 61.88%	0 0.00%	112 61.88%
	No	69 38.12%	0 0.00%	69 38.12%
	<b>Cast Votes:</b>	<b>181 97.31%</b>	<b>0 0.00%</b>	<b>181 97.31%</b>
<b>INITIATIVE MEASURE 330, Vote For 1</b>				
	Yes	95 52.20%	0 0.00%	95 52.20%
	No	87 47.80%	0 0.00%	87 47.80%
	<b>Cast Votes:</b>	<b>182 97.85%</b>	<b>0 0.00%</b>	<b>182 97.85%</b>
<b>INITIATIVE MEASURE 336, Vote For 1</b>				
	Yes	60 32.97%	0 0.00%	60 32.97%
	No	122 67.03%	0 0.00%	122 67.03%
	<b>Cast Votes:</b>	<b>182 97.85%</b>	<b>0 0.00%</b>	<b>182 97.85%</b>
<b>SENATE JOINT RESOLUTION 8207, Vote For 1</b>				
	Approved	95 61.29%	0 0.00%	95 61.29%
	Rejected	60 38.71%	0 0.00%	60 38.71%
	<b>Cast Votes:</b>	<b>155 83.33%</b>	<b>0 0.00%</b>	<b>155 83.33%</b>
<b>CEMETERY DISTRICT No. 4 COMMISSIONER, Vote For 1</b>				
	CURT M. DANILSON	58 100.00%	0 0.00%	58 100.00%
	Write-in (W)	0 0.00%	0 0.00%	0 0.00%
	<b>Cast Votes:</b>	<b>58 63.04%</b>	<b>0 0.00%</b>	<b>58 63.04%</b>
<b>FIRE DISTRICT No. 5, COMMISSIONER POSITION 3, Vote For 1</b>				
	JOLYNN "JL" WOODBURY	88 100.00%	0 0.00%	88 100.00%
	Write-in (W)	0 0.00%	0 0.00%	0 0.00%
	<b>Cast Votes:</b>	<b>88 60.69%</b>	<b>0 0.00%</b>	<b>88 60.69%</b>
<b>FIRE DISTRICT No. 12, COMMISSIONER POSITION 2, Vote For 1</b>				
	DENNIS E. O'HERN	20 100.00%	0 0.00%	20 100.00%
	Write-in (W)	0 0.00%	0 0.00%	0 0.00%
	<b>Cast Votes:</b>	<b>20 48.78%</b>	<b>0 0.00%</b>	<b>20 48.78%</b>
<b>HOSPITAL DISTRICT No. 304, COMMISSIONER POSITION 2, Vote For 1</b>				
	CHUCK RUHL	107 100.00%	0 0.00%	107 100.00%
	Write-in (W)	0 0.00%	0 0.00%	0 0.00%
	<b>Cast Votes:</b>	<b>107 57.53%</b>	<b>0 0.00%</b>	<b>107 57.53%</b>

200511290178  
 Skagit County Auditor  
 11/29/2005 Page 42 of 290 3:04PM

2005 General Election

Precinct Report — Official  
 OFFICIAL BALLOT — SKAGIT COUNTY, WASHINGTON — November 08, 2005


Page 6 of 253

11/29/2005 12:17 PM

Total Number of Voters : 38,599 of 60,859 = 63.42%

Precincts Reporting 116 of 116 = 100.00%

Party	Candidate	Early	Election	Total	
<b>Precinct 103 Allen (Ballots Cast: 186)</b>					
<b>HOSPITAL DISTRICT No. 304, COMMISSIONER POSITION 4, Vote For 1</b>					
	DANIEL H. GARCIA	107	100.00%	0 0.00%	107 100.00%
	Write-in (W)	0	0.00%	0 0.00%	0 0.00%
	Cast Votes:	107	57.53%	0 0.00%	107 57.53%
<b>HOSPITAL DISTRICT No. 304, COMMISSIONER POSITION 5, TWO YEAR UNEXPIRED TERM, Vote For 1</b>					
	ROBERT M. STANLEY	111	100.00%	0 0.00%	111 100.00%
	Write-in (W)	0	0.00%	0 0.00%	0 0.00%
	Cast Votes:	111	59.68%	0 0.00%	111 59.68%
<b>PORT OF SKAGIT, COMMISSIONER DISTRICT 2, Vote For 1</b>					
	JERRY KAUFMAN	122	100.00%	0 0.00%	122 100.00%
	Write-in (W)	0	0.00%	0 0.00%	0 0.00%
	Cast Votes:	122	65.59%	0 0.00%	122 65.59%
<b>BURLINGTON-EDISON SCHOOL DISTRICT 100, DIRECTOR DISTRICT 2, Vote For 1</b>					
	MIKE DYNES	106	72.60%	0 0.00%	106 72.60%
	GERALDINE (GERI) HOFER	40	27.40%	0 0.00%	40 27.40%
	Write-in (W)	0	0.00%	0 0.00%	0 0.00%
	Cast Votes:	146	78.49%	0 0.00%	146 78.49%
<b>BURLINGTON-EDISON SCHOOL DISTRICT 100, DIRECTOR DISTRICT 5, Vote For 1</b>					
	DICK SPINK	120	100.00%	0 0.00%	120 100.00%
	Write-in (W)	0	0.00%	0 0.00%	0 0.00%
	Cast Votes:	120	64.52%	0 0.00%	120 64.52%



200511290178  
 Skagit County Auditor

11/29/2005 Page 43 of 290 3:04PM

2005 General Election

Precinct Report — Official  
 OFFICIAL BALLOT — SKAGIT COUNTY, WASHINGTON — November 08, 2005

Page 7 of 253

11/29/2005 12:17 PM

Precincts Reporting 116 of 116 = 100.00%

Total Number of Voters : 38,599 of 60,859 = 63.42%

Party	Candidate	Early	Election	Total
-------	-----------	-------	----------	-------

Precinct 104 Dunbar (Ballots Cast: 130)

INITIATIVE MEASURE 900, Vote For 1		Early	Election	Total
Yes		62	50.00%	62
No		62	50.00%	62
Cast Votes:		124	95.38%	124

INITIATIVE MEASURE 901, Vote For 1		Early	Election	Total
Yes		68	53.54%	68
No		59	46.46%	59
Cast Votes:		127	97.69%	127

INITIATIVE MEASURE 912, Vote For 1		Early	Election	Total
Yes		70	53.85%	70
No		60	46.15%	60
Cast Votes:		130	100.00%	130

INITIATIVE MEASURE 330, Vote For 1		Early	Election	Total
Yes		50	38.46%	50
No		80	61.54%	80
Cast Votes:		130	100.00%	130

INITIATIVE MEASURE 336, Vote For 1		Early	Election	Total
Yes		41	31.78%	41
No		88	68.22%	88
Cast Votes:		129	99.23%	129

SENATE JOINT RESOLUTION 8207, Vote For 1		Early	Election	Total
Approved		74	63.25%	74
Rejected		43	36.75%	43
Cast Votes:		117	90.00%	117

FIRE DISTRICT No. 2, COMMISSIONER POSITION 2, Vote For 1		Early	Election	Total
MICHAEL L. MADLUNG		92	100.00%	92
Write-in (W)		0	0.00%	0
Cast Votes:		92	70.77%	92

HOSPITAL DISTRICT No. 1, COMMISSIONER POSITION 3, Vote For 1		Early	Election	Total
STAN OLSON		90	100.00%	90
Write-in (W)		0	0.00%	0
Cast Votes:		90	69.23%	90

HOSPITAL DISTRICT No. 1, COMMISSIONER POSITION 5, Vote For 1		Early	Election	Total
CLARK D. TODD		50	52.63%	50
MATTHEW HALLIDAY		45	47.37%	45
Write-in (W)		0	0.00%	0
Cast Votes:		95	73.08%	95



200511290178  
 Skagit County Auditor

11/29/2005 Page 44 of 290 3:04PM




2005 General Election

Precinct Report — Official  
 OFFICIAL BALLOT — SKAGIT COUNTY, WASHINGTON — November 08, 2005

Total Number of Voters : 38,599 of 60,859 = 63.42%

Party	Candidate	Early	Election	Total
<b>Precinct 104 Dunbar (Ballots Cast: 130)</b>				
<b>PORT OF SKAGIT, COMMISSIONER DISTRICT 2, Vote For 1</b>				
	JERRY KAUFMAN	93 100.00%	0 0.00%	93 100.00%
	Write-in (W)	0 0.00%	0 0.00%	0 0.00%
	Cast Votes:	93 71.54%	0 0.00%	93 71.54%
<b>MOUNT VERNON SCHOOL DISTRICT 320, DIRECTOR DISTRICT 4, Vote For 1</b>				
	LUANNE GORDON BURKHART	93 100.00%	0 0.00%	93 100.00%
	Write-in (W)	0 0.00%	0 0.00%	0 0.00%
	Cast Votes:	93 71.54%	0 0.00%	93 71.54%
<b>MOUNT VERNON SCHOOL DISTRICT 320, DIRECTOR DISTRICT 5, Vote For 1</b>				
	DIANA LOPEZ	43 40.57%	0 0.00%	43 40.57%
	CHARLES GUILDNER	63 59.43%	0 0.00%	63 59.43%
	Write-in (W)	0 0.00%	0 0.00%	0 0.00%
	Cast Votes:	106 81.54%	0 0.00%	106 81.54%



200511290178  
 Skagit County Auditor

2005 General Election

Precinct Report — Official  
 OFFICIAL BALLOT — SKAGIT COUNTY, WASHINGTON — November 08, 2005

Total Number of Voters : 38,599 of 60,859 = 63.42%

Party	Candidate	Early	Election	Total
-------	-----------	-------	----------	-------

Precinct 105 Avon (Ballots Cast: 404)

<b>INITIATIVE MEASURE 900, Vote For 1</b>							
Yes		206	53.79%	0	0.00%	206	53.79%
No		177	46.21%	0	0.00%	177	46.21%
Cast Votes:		383	94.80%	0	0.00%	383	94.80%
<b>INITIATIVE MEASURE 901, Vote For 1</b>							
Yes		242	60.35%	0	0.00%	242	60.35%
No		159	39.65%	0	0.00%	159	39.65%
Cast Votes:		401	99.26%	0	0.00%	401	99.26%
<b>INITIATIVE MEASURE 912, Vote For 1</b>							
Yes		190	48.47%	0	0.00%	190	48.47%
No		202	51.53%	0	0.00%	202	51.53%
Cast Votes:		392	97.03%	0	0.00%	392	97.03%
<b>INITIATIVE MEASURE 330, Vote For 1</b>							
Yes		222	55.64%	0	0.00%	222	55.64%
No		177	44.36%	0	0.00%	177	44.36%
Cast Votes:		399	98.76%	0	0.00%	399	98.76%
<b>INITIATIVE MEASURE 336, Vote For 1</b>							
Yes		146	37.06%	0	0.00%	146	37.06%
No		248	62.94%	0	0.00%	248	62.94%
Cast Votes:		394	97.52%	0	0.00%	394	97.52%
<b>SENATE JOINT RESOLUTION 8207, Vote For 1</b>							
Approved		244	68.93%	0	0.00%	244	68.93%
Rejected		110	31.07%	0	0.00%	110	31.07%
Cast Votes:		354	87.62%	0	0.00%	354	87.62%
<b>FIRE DISTRICT No. 2, COMMISSIONER POSITION 2, Vote For 1</b>							
MICHAEL L. MADLUNG		301	100.00%	0	0.00%	301	100.00%
Write-in (W)		0	0.00%	0	0.00%	0	0.00%
Cast Votes:		301	74.50%	0	0.00%	301	74.50%
<b>HOSPITAL DISTRICT No. 1, COMMISSIONER POSITION 3, Vote For 1</b>							
STAN OLSON		192	100.00%	0	0.00%	192	100.00%
Write-in (W)		0	0.00%	0	0.00%	0	0.00%
Cast Votes:		192	74.42%	0	0.00%	192	74.42%
<b>HOSPITAL DISTRICT No. 1, COMMISSIONER POSITION 5, Vote For 1</b>							
CLARK D. TODD		111	54.68%	0	0.00%	111	54.68%
MATTHEW HALLIDAY		92	45.32%	0	0.00%	92	45.32%
Write-in (W)		0	0.00%	0	0.00%	0	0.00%
Cast Votes:		203	78.68%	0	0.00%	203	78.68%



200511290178  
 Skagit County Auditor

2005 General Election

Precinct Report — Official  
 OFFICIAL BALLOT — SKAGIT COUNTY, WASHINGTON — November 08, 2005

Page 10 of 253

11/29/2005 12:17 PM


Precincts Reporting 116 of 116 = 100.00%

Total Number of Voters : 38,599 of 60,859 = 63.42%

Party	Candidate	Early	Election	Total
-------	-----------	-------	----------	-------

Precinct 105 Avon (Ballots Cast: 404)

<b>HOSPITAL DISTRICT No. 304, COMMISSIONER POSITION 2, Vote For 1</b>							
	CHUCK RUHL	102	100.00%	0	0.00%	102	100.00%
	Write-in (W)	0	0.00%	0	0.00%	0	0.00%
	<b>Cast Votes:</b>	<b>102</b>	<b>69.86%</b>	<b>0</b>	<b>0.00%</b>	<b>102</b>	<b>69.86%</b>
<b>HOSPITAL DISTRICT No. 304, COMMISSIONER POSITION 4, Vote For 1</b>							
	DANIEL H. GARCIA	101	100.00%	0	0.00%	101	100.00%
	Write-in (W)	0	0.00%	0	0.00%	0	0.00%
	<b>Cast Votes:</b>	<b>101</b>	<b>69.18%</b>	<b>0</b>	<b>0.00%</b>	<b>101</b>	<b>69.18%</b>
<b>HOSPITAL DISTRICT No. 304, COMMISSIONER POSITION 5, TWO YEAR UNEXPIRED TERM, Vote For 1</b>							
	ROBERT M. STANLEY	100	100.00%	0	0.00%	100	100.00%
	Write-in (W)	0	0.00%	0	0.00%	0	0.00%
	<b>Cast Votes:</b>	<b>100</b>	<b>68.49%</b>	<b>0</b>	<b>0.00%</b>	<b>100</b>	<b>68.49%</b>
<b>PORT OF SKAGIT, COMMISSIONER DISTRICT 2, Vote For 1</b>							
	JERRY KAUFMAN	304	100.00%	0	0.00%	304	100.00%
	Write-in (W)	0	0.00%	0	0.00%	0	0.00%
	<b>Cast Votes:</b>	<b>304</b>	<b>75.25%</b>	<b>0</b>	<b>0.00%</b>	<b>304</b>	<b>75.25%</b>
<b>BURLINGTON-EDISON SCHOOL DISTRICT 100, DIRECTOR DISTRICT 2, Vote For 1</b>							
	MIKE DYNES	20	62.50%	0	0.00%	20	62.50%
	GERALDINE (GERI) HOFER	12	37.50%	0	0.00%	12	37.50%
	Write-in (W)	0	0.00%	0	0.00%	0	0.00%
	<b>Cast Votes:</b>	<b>32</b>	<b>84.21%</b>	<b>0</b>	<b>0.00%</b>	<b>32</b>	<b>84.21%</b>
<b>BURLINGTON-EDISON SCHOOL DISTRICT 100, DIRECTOR DISTRICT 5, Vote For 1</b>							
	DICK SPINK	31	100.00%	0	0.00%	31	100.00%
	Write-in (W)	0	0.00%	0	0.00%	0	0.00%
	<b>Cast Votes:</b>	<b>31</b>	<b>81.58%</b>	<b>0</b>	<b>0.00%</b>	<b>31</b>	<b>81.58%</b>
<b>MOUNT VERNON SCHOOL DISTRICT 320, DIRECTOR DISTRICT 4, Vote For 1</b>							
	LUANNE GORDON BURKHART	268	100.00%	0	0.00%	268	100.00%
	Write-in (W)	0	0.00%	0	0.00%	0	0.00%
	<b>Cast Votes:</b>	<b>268</b>	<b>73.22%</b>	<b>0</b>	<b>0.00%</b>	<b>268</b>	<b>73.22%</b>
<b>MOUNT VERNON SCHOOL DISTRICT 320, DIRECTOR DISTRICT 5, Vote For 1</b>							
	DIANA LOPEZ	148	45.82%	0	0.00%	148	45.82%
	CHARLES GUILDNER	175	54.18%	0	0.00%	175	54.18%
	Write-in (W)	0	0.00%	0	0.00%	0	0.00%
	<b>Cast Votes:</b>	<b>323</b>	<b>88.25%</b>	<b>0</b>	<b>0.00%</b>	<b>323</b>	<b>88.25%</b>



200511290178

Skagit County Auditor


11/29/2005 Page 47 of 290 3:04PM

2005 General Election

Precinct Report — Official  
OFFICIAL BALLOT — SKAGIT COUNTY, WASHINGTON — November 08, 2005

Total Number of Voters : 38,599 of 60,859 = 63.42%

Party	Candidate	Early	Election	Total
<b>Precinct 107 Sauk (Ballots Cast: 381)</b>				
<b>INITIATIVE MEASURE 900, Vote For 1</b>				
	Yes	217 58.81%	0 0.00%	217 58.81%
	No	152 41.19%	0 0.00%	152 41.19%
	Cast Votes:	369 96.85%	0 0.00%	369 96.85%
<b>INITIATIVE MEASURE 901, Vote For 1</b>				
	Yes	192 50.93%	0 0.00%	192 50.93%
	No	185 49.07%	0 0.00%	185 49.07%
	Cast Votes:	377 98.95%	0 0.00%	377 98.95%
<b>INITIATIVE MEASURE 912, Vote For 1</b>				
	Yes	210 56.15%	0 0.00%	210 56.15%
	No	164 43.85%	0 0.00%	164 43.85%
	Cast Votes:	374 98.16%	0 0.00%	374 98.16%
<b>INITIATIVE MEASURE 330, Vote For 1</b>				
	Yes	141 37.70%	0 0.00%	141 37.70%
	No	233 62.30%	0 0.00%	233 62.30%
	Cast Votes:	374 98.16%	0 0.00%	374 98.16%
<b>INITIATIVE MEASURE 336, Vote For 1</b>				
	Yes	176 47.44%	0 0.00%	176 47.44%
	No	195 52.56%	0 0.00%	195 52.56%
	Cast Votes:	371 97.38%	0 0.00%	371 97.38%
<b>SENATE JOINT RESOLUTION 8207, Vote For 1</b>				
	Approved	223 62.64%	0 0.00%	223 62.64%
	Rejected	133 37.36%	0 0.00%	133 37.36%
	Cast Votes:	356 93.44%	0 0.00%	356 93.44%
<b>CEMETERY DISTRICT No. 5 COMMISSIONER, Vote For 1</b>				
	MARY E. JOHNSON	295 100.00%	0 0.00%	295 100.00%
	Write-in (W)	0 0.00%	0 0.00%	0 0.00%
	Cast Votes:	295 77.43%	0 0.00%	295 77.43%
<b>FIRE DISTRICT No. 10, COMMISSIONER POSITION 2, Vote For 1</b>				
	GEORGE O. ALLEN	123 44.24%	0 0.00%	123 44.24%
	LARRY HAIGHT JR.	155 55.76%	0 0.00%	155 55.76%
	Write-in (W)	0 0.00%	0 0.00%	0 0.00%
	Cast Votes:	278 73.35%	0 0.00%	278 73.35%
<b>FIRE DISTRICT No. 16, COMMISSIONER POSITION 2, Vote For 1</b>				
	GARY VALLAT	0 0.00%	0 0.00%	0 0.00%
	Write-in (W)	0 0.00%	0 0.00%	0 0.00%
	Cast Votes:	0 0.00%	0 0.00%	0 0.00%



200511290178  
Skagit County Auditor

11/29/2005 Page 48 of 290 3:04PM

2005 General Election

Precinct Report — Official  
 OFFICIAL BALLOT — SKAGIT COUNTY, WASHINGTON — November 08, 2005

Total Number of Voters : 38,599 of 60,859 = 63.42%

Party	Candidate	Early	Election	Total
-------	-----------	-------	----------	-------

Precinct 107 Sauk (Ballots Cast: 381)

FIRE DISTRICT No. 19, COMMISSIONER POSITION 1, TWO YEAR UNEXPIRED TERM, Vote For 1

MICHAEL BRONDI	0	0.00%	0	0.00%	0	0.00%
Write-in (W)	0	0.00%	0	0.00%	0	0.00%
<b>Cast Votes:</b>	<b>0</b>	<b>0.00%</b>	<b>0</b>	<b>0.00%</b>	<b>0</b>	<b>0.00%</b>

FIRE DISTRICT No. 19, COMMISSIONER POSITION 2, Vote For 1

RANDY M. MARTIN	0	0.00%	0	0.00%	0	0.00%
Write-in (W)	0	0.00%	0	0.00%	0	0.00%
<b>Cast Votes:</b>	<b>0</b>	<b>0.00%</b>	<b>0</b>	<b>0.00%</b>	<b>0</b>	<b>0.00%</b>

FIRE DISTRICT No. 19, COMMISSIONER POSITION 3, FOUR YEAR UNEXPIRED TERM, Vote For 1

HOWARD O. STAFFORD	0	0.00%	0	0.00%	0	0.00%
Write-in (W)	0	0.00%	0	0.00%	0	0.00%
<b>Cast Votes:</b>	<b>0</b>	<b>0.00%</b>	<b>0</b>	<b>0.00%</b>	<b>0</b>	<b>0.00%</b>

HOSPITAL DISTRICT No. 304, COMMISSIONER POSITION 2, Vote For 1

CHUCK RUHL	279	100.00%	0	0.00%	279	100.00%
Write-in (W)	0	0.00%	0	0.00%	0	0.00%
<b>Cast Votes:</b>	<b>279</b>	<b>73.23%</b>	<b>0</b>	<b>0.00%</b>	<b>279</b>	<b>73.23%</b>

HOSPITAL DISTRICT No. 304, COMMISSIONER POSITION 4, Vote For 1

DANIEL H. GARCIA	254	100.00%	0	0.00%	254	100.00%
Write-in (W)	0	0.00%	0	0.00%	0	0.00%
<b>Cast Votes:</b>	<b>254</b>	<b>66.67%</b>	<b>0</b>	<b>0.00%</b>	<b>254</b>	<b>66.67%</b>

HOSPITAL DISTRICT No. 304, COMMISSIONER POSITION 5, TWO YEAR UNEXPIRED TERM, Vote For 1

ROBERT M. STANLEY	276	100.00%	0	0.00%	276	100.00%
Write-in (W)	0	0.00%	0	0.00%	0	0.00%
<b>Cast Votes:</b>	<b>276</b>	<b>72.44%</b>	<b>0</b>	<b>0.00%</b>	<b>276</b>	<b>72.44%</b>

PORT OF SKAGIT, COMMISSIONER DISTRICT 2, Vote For 1

JERRY KAUFMAN	276	100.00%	0	0.00%	276	100.00%
Write-in (W)	0	0.00%	0	0.00%	0	0.00%
<b>Cast Votes:</b>	<b>276</b>	<b>72.44%</b>	<b>0</b>	<b>0.00%</b>	<b>276</b>	<b>72.44%</b>

CONCRETE SCHOOL DISTRICT 11, DIRECTOR DISTRICT 1, Vote For 1


EDDIE ROGGE	294	100.00%	0	0.00%	294	100.00%
Write-in (W)	0	0.00%	0	0.00%	0	0.00%
<b>Cast Votes:</b>	<b>294</b>	<b>77.17%</b>	<b>0</b>	<b>0.00%</b>	<b>294</b>	<b>77.17%</b>

CONCRETE SCHOOL DISTRICT 11, DIRECTOR DISTRICT 2, Vote For 1

VINCENT HEDRICK	275	100.00%	0	0.00%	275	100.00%
Write-in (W)	0	0.00%	0	0.00%	0	0.00%
<b>Cast Votes:</b>	<b>275</b>	<b>72.18%</b>	<b>0</b>	<b>0.00%</b>	<b>275</b>	<b>72.18%</b>

CONCRETE SCHOOL DISTRICT 11, DIRECTOR DISTRICT 3, Vote For 1

LUCILLE CLAYBO	285	100.00%	0	0.00%	285	100.00%
Write-in (W)	0	0.00%	0	0.00%	0	0.00%
<b>Cast Votes:</b>	<b>285</b>	<b>74.80%</b>	<b>0</b>	<b>0.00%</b>	<b>285</b>	<b>74.80%</b>



2005 General Election

Precinct Report — Official  
 OFFICIAL BALLOT — SKAGIT COUNTY, WASHINGTON — November 08, 2005

Page 13 of 253

11/29/2005 12:17 PM

Precincts Reporting 116 of 116 = 100.00%

Total Number of Voters : 38,599 of 60,859 = 63.42%

Party	Candidate	Early	Election	Total
-------	-----------	-------	----------	-------

Precinct 107 Sauk (Ballots Cast: 381)

CONCRETE SCHOOL DISTRICT 11, DIRECTOR DISTRICT 4, TWO YEAR UNEXPIRED TERM, Vote For 1

TONY HANSEN	283	100.00%	0	0.00%	283	100.00%
Write-in (W)	0	0.00%	0	0.00%	0	0.00%
Cast Votes:	283	74.28%	0	0.00%	283	74.28%



200511290178  
 Skagit County Auditor

11/29/2005 Page 50 of 290 3:04PM

2005 General Election

Precinct Report — Official  
 OFFICIAL BALLOT — SKAGIT COUNTY, WASHINGTON — November 08, 2005

Page 14 of 253

11/29/2005 12:17 PM

Precincts Reporting 116 of 116 = 100.00%

Total Number of Voters : 38,599 of 60,859 = 63.42%

Party	Candidate	Early	Election	Total
-------	-----------	-------	----------	-------

Precinct 108 Bay View (Ballots Cast: 338)

INITIATIVE MEASURE 900, Vote For 1

Yes	172	52.60%	0	0.00%	172	52.60%
No	155	47.40%	0	0.00%	155	47.40%

Cast Votes:	327	96.75%	0	0.00%	327	96.75%
-------------	-----	--------	---	-------	-----	--------

INITIATIVE MEASURE 901, Vote For 1

Yes	184	55.26%	0	0.00%	184	55.26%
No	149	44.74%	0	0.00%	149	44.74%

Cast Votes:	333	98.52%	0	0.00%	333	98.52%
-------------	-----	--------	---	-------	-----	--------

INITIATIVE MEASURE 912, Vote For 1

Yes	169	50.60%	0	0.00%	169	50.60%
No	165	49.40%	0	0.00%	165	49.40%

Cast Votes:	334	98.82%	0	0.00%	334	98.82%
-------------	-----	--------	---	-------	-----	--------

INITIATIVE MEASURE 330, Vote For 1

Yes	203	60.60%	0	0.00%	203	60.60%
No	132	39.40%	0	0.00%	132	39.40%

Cast Votes:	335	99.11%	0	0.00%	335	99.11%
-------------	-----	--------	---	-------	-----	--------

INITIATIVE MEASURE 336, Vote For 1

Yes	93	28.10%	0	0.00%	93	28.10%
No	238	71.90%	0	0.00%	238	71.90%

Cast Votes:	331	97.93%	0	0.00%	331	97.93%
-------------	-----	--------	---	-------	-----	--------

SENATE JOINT RESOLUTION 8207, Vote For 1

Approved	217	71.38%	0	0.00%	217	71.38%
Rejected	87	28.62%	0	0.00%	87	28.62%

Cast Votes:	304	89.94%	0	0.00%	304	89.94%
-------------	-----	--------	---	-------	-----	--------

FIRE DISTRICT No. 5, COMMISSIONER POSITION 3, Vote For 1

JOLYNN "JL" WOODBURY	15	100.00%	0	0.00%	15	100.00%
Write-in (W)	0	0.00%	0	0.00%	0	0.00%

Cast Votes:	15	71.43%	0	0.00%	15	71.43%
-------------	----	--------	---	-------	----	--------

FIRE DISTRICT No. 12, COMMISSIONER POSITION 2, Vote For 1

DENNIS E. O'HERN	213	100.00%	0	0.00%	213	100.00%
Write-in (W)	0	0.00%	0	0.00%	0	0.00%

Cast Votes:	213	67.19%	0	0.00%	213	67.19%
-------------	-----	--------	---	-------	-----	--------

HOSPITAL DISTRICT No. 304, COMMISSIONER POSITION 2, Vote For 1

CHUCK RUHL	208	100.00%	0	0.00%	208	100.00%
Write-in (W)	0	0.00%	0	0.00%	0	0.00%

Cast Votes:	208	61.54%	0	0.00%	208	61.54%
-------------	-----	--------	---	-------	-----	--------

HOSPITAL DISTRICT No. 304, COMMISSIONER POSITION 4, Vote For 1

DANIEL H. GARCIA	200	100.00%	0	0.00%	200	100.00%
Write-in (W)	0	0.00%	0	0.00%	0	0.00%

Cast Votes:	200	59.17%	0	0.00%	200	59.17%
-------------	-----	--------	---	-------	-----	--------



200511290178

Skagit County Auditor

11/29/2005 Page 51 of 290 3:04PM

2005 General Election

Precinct Report — Official  
 OFFICIAL BALLOT — SKAGIT COUNTY, WASHINGTON — November 08, 2005

Total Number of Voters : 38,599 of 60,859 = 63.42%

Party	Candidate	Early	Election	Total
-------	-----------	-------	----------	-------

Precinct 108 Bay View (Ballots Cast: 338)

HOSPITAL DISTRICT No. 304, COMMISSIONER POSITION 5, TWO YEAR UNEXPIRED TERM, Vote For 1

ROBERT M. STANLEY	200	100.00%	0	0.00%	200	100.00%
Write-in (W)	0	0.00%	0	0.00%	0	0.00%
<b>Cast Votes:</b>	<b>200</b>	<b>59.17%</b>	<b>0</b>	<b>0.00%</b>	<b>200</b>	<b>59.17%</b>

PORT OF ANACORTES, COMMISSIONER DISTRICT 1, Vote For 1

RAY NIVER	114	58.76%	0	0.00%	114	58.76%
Write-in (W)	0	0.00%	0	0.00%	0	0.00%
Anni Brogan (W)	80	41.24%	0	0.00%	80	41.24%
<b>Cast Votes:</b>	<b>194</b>	<b>70.80%</b>	<b>0</b>	<b>0.00%</b>	<b>194</b>	<b>70.80%</b>

PORT OF ANACORTES, COMMISSIONER DISTRICT 2, Vote For 1

BILL SHORT	134	62.91%	0	0.00%	134	62.91%
JAMES TAYLOR	79	37.09%	0	0.00%	79	37.09%
Write-in (W)	0	0.00%	0	0.00%	0	0.00%
<b>Cast Votes:</b>	<b>213</b>	<b>77.74%</b>	<b>0</b>	<b>0.00%</b>	<b>213</b>	<b>77.74%</b>

PORT OF ANACORTES, COMMISSIONER DISTRICT 4, TWO YEAR UNEXPIRED TERM, Vote For 1

PAT D. MOONEY	130	61.61%	0	0.00%	130	61.61%
BRIAN R. WETCHER	81	38.39%	0	0.00%	81	38.39%
Write-in (W)	0	0.00%	0	0.00%	0	0.00%
<b>Cast Votes:</b>	<b>211</b>	<b>77.01%</b>	<b>0</b>	<b>0.00%</b>	<b>211</b>	<b>77.01%</b>

PORT OF ANACORTES, COMMISSIONER DISTRICT 5, Vote For 1

BARBARA D. STEPHAN	134	65.05%	0	0.00%	134	65.05%
KEITH RUBIN	72	34.95%	0	0.00%	72	34.95%
Write-in (W)	0	0.00%	0	0.00%	0	0.00%
<b>Cast Votes:</b>	<b>206</b>	<b>75.18%</b>	<b>0</b>	<b>0.00%</b>	<b>206</b>	<b>75.18%</b>

PORT OF SKAGIT, COMMISSIONER DISTRICT 2, Vote For 1

JERRY KAUFMAN	32	100.00%	0	0.00%	32	100.00%
Write-in (W)	0	0.00%	0	0.00%	0	0.00%
<b>Cast Votes:</b>	<b>32</b>	<b>50.00%</b>	<b>0</b>	<b>0.00%</b>	<b>32</b>	<b>50.00%</b>

BURLINGTON-EDISON SCHOOL DISTRICT 100, DIRECTOR DISTRICT 2, Vote For 1

MIKE DYNES	157	59.25%	0	0.00%	157	59.25%
GERALDINE (GERI) HOFER	108	40.75%	0	0.00%	108	40.75%
Write-in (W)	0	0.00%	0	0.00%	0	0.00%
<b>Cast Votes:</b>	<b>265</b>	<b>78.40%</b>	<b>0</b>	<b>0.00%</b>	<b>265</b>	<b>78.40%</b>

BURLINGTON-EDISON SCHOOL DISTRICT 100, DIRECTOR DISTRICT 5, Vote For 1

DICK SPINK	215	100.00%	0	0.00%	215	100.00%
Write-in (W)	0	0.00%	0	0.00%	0	0.00%
<b>Cast Votes:</b>	<b>215</b>	<b>63.61%</b>	<b>0</b>	<b>0.00%</b>	<b>215</b>	<b>63.61%</b>

200511290178  
 Skagit County Auditor  
 11/29/2005 Page 52 of 290 3:04PM



2005 General Election

Precinct Report — Official  
 OFFICIAL BALLOT — SKAGIT COUNTY, WASHINGTON — November 08, 2005


Page 16 of 253

11/29/2005 12:17 PM

Precincts Reporting 116 of 116 = 100.00%

Total Number of Voters : 38,599 of 60,859 = 63.42%

Party	Candidate	Early	Election	Total
<b>Precinct 109 Belfast (Ballots Cast: 235)</b>				
<b>INITIATIVE MEASURE 900, Vote For 1</b>				
	Yes	109 48.02%	0 0.00%	109 48.02%
	No	118 51.98%	0 0.00%	118 51.98%
	Cast Votes:	227 96.60%	0 0.00%	227 96.60%
<b>INITIATIVE MEASURE 901, Vote For 1</b>				
	Yes	127 54.74%	0 0.00%	127 54.74%
	No	105 45.26%	0 0.00%	105 45.26%
	Cast Votes:	232 98.72%	0 0.00%	232 98.72%
<b>INITIATIVE MEASURE 912, Vote For 1</b>				
	Yes	146 63.76%	0 0.00%	146 63.76%
	No	83 36.24%	0 0.00%	83 36.24%
	Cast Votes:	229 97.45%	0 0.00%	229 97.45%
<b>INITIATIVE MEASURE 330, Vote For 1</b>				
	Yes	123 53.95%	0 0.00%	123 53.95%
	No	105 46.05%	0 0.00%	105 46.05%
	Cast Votes:	228 97.02%	0 0.00%	228 97.02%
<b>INITIATIVE MEASURE 336, Vote For 1</b>				
	Yes	80 35.40%	0 0.00%	80 35.40%
	No	146 64.60%	0 0.00%	146 64.60%
	Cast Votes:	226 96.17%	0 0.00%	226 96.17%
<b>SENATE JOINT RESOLUTION 8207, Vote For 1</b>				
	Approved	123 59.13%	0 0.00%	123 59.13%
	Rejected	85 40.87%	0 0.00%	85 40.87%
	Cast Votes:	208 88.51%	0 0.00%	208 88.51%
<b>FIRE DISTRICT No. 6, COMMISSIONER POSITION 1, TWO YEAR UNEXPIRED TERM, Vote For 1</b>				
	GREG NELSON	101 100.00%	0 0.00%	101 100.00%
	Write-in (W)	0 0.00%	0 0.00%	0 0.00%
	Cast Votes:	101 66.89%	0 0.00%	101 66.89%
<b>FIRE DISTRICT No. 6, COMMISSIONER POSITION 2, Vote For 1</b>				
	JACK E. SHELTON	62 53.45%	0 0.00%	62 53.45%
	RICHARD D. WHALEN	54 46.55%	0 0.00%	54 46.55%
	Write-in (W)	0 0.00%	0 0.00%	0 0.00%
	Cast Votes:	116 76.82%	0 0.00%	116 76.82%
<b>FIRE DISTRICT No. 8, COMMISSIONER POSITION 2, Vote For 1</b>				
	JOHN E. RUTHFORD JR.	65 100.00%	0 0.00%	65 100.00%
	Write-in (W)	0 0.00%	0 0.00%	0 0.00%
	Cast Votes:	65 77.38%	0 0.00%	65 77.38%



200511290178  
 Skagit County Auditor

11/29/2005 Page 53 of 290 3:04PM

2005 General Election

Precinct Report — Official  
OFFICIAL BALLOT — SKAGIT COUNTY, WASHINGTON — November 08, 2005

Page 17 of 253

11/29/2005 12:17 PM

Precincts Reporting 116 of 116 = 100.00%

Total Number of Voters : 38,599 of 60,859 = 63.42%

Party	Candidate	Early	Election	Total
<b>Precinct 109 Belfast (Ballots Cast: 235)</b>				
<b>HOSPITAL DISTRICT No. 304, COMMISSIONER POSITION 2, Vote For 1</b>				
	CHUCK RUHL	165 100.00%	0 0.00%	165 100.00%
	Write-in (W)	0 0.00%	0 0.00%	0 0.00%
	<b>Cast Votes:</b>	<b>165 70.21%</b>	<b>0 0.00%</b>	<b>165 70.21%</b>
<b>HOSPITAL DISTRICT No. 304, COMMISSIONER POSITION 4, Vote For 1</b>				
	DANIEL H. GARCIA	167 100.00%	0 0.00%	167 100.00%
	Write-in (W)	0 0.00%	0 0.00%	0 0.00%
	<b>Cast Votes:</b>	<b>167 71.06%</b>	<b>0 0.00%</b>	<b>167 71.06%</b>
<b>HOSPITAL DISTRICT No. 304, COMMISSIONER POSITION 5, TWO YEAR UNEXPIRED TERM, Vote For 1</b>				
	ROBERT M. STANLEY	164 100.00%	0 0.00%	164 100.00%
	Write-in (W)	0 0.00%	0 0.00%	0 0.00%
	<b>Cast Votes:</b>	<b>164 69.79%</b>	<b>0 0.00%</b>	<b>164 69.79%</b>
<b>PORT OF SKAGIT, COMMISSIONER DISTRICT 2, Vote For 1</b>				
	JERRY KAUFMAN	167 100.00%	0 0.00%	167 100.00%
	Write-in (W)	0 0.00%	0 0.00%	0 0.00%
	<b>Cast Votes:</b>	<b>167 71.06%</b>	<b>0 0.00%</b>	<b>167 71.06%</b>
<b>BURLINGTON-EDISON SCHOOL DISTRICT 100, DIRECTOR DISTRICT 2, Vote For 1</b>				
	MIKE DYNES	76 63.87%	0 0.00%	76 63.87%
	GERALDINE (GERI) HOFER	43 36.13%	0 0.00%	43 36.13%
	Write-in (W)	0 0.00%	0 0.00%	0 0.00%
	<b>Cast Votes:</b>	<b>119 80.95%</b>	<b>0 0.00%</b>	<b>119 80.95%</b>
<b>BURLINGTON-EDISON SCHOOL DISTRICT 100, DIRECTOR DISTRICT 5, Vote For 1</b>				
	DICK SPINK	104 100.00%	0 0.00%	104 100.00%
	Write-in (W)	0 0.00%	0 0.00%	0 0.00%
	<b>Cast Votes:</b>	<b>104 70.75%</b>	<b>0 0.00%</b>	<b>104 70.75%</b>
<b>SEDRO-WOOLLEY SCHOOL DISTRICT 101, DIRECTOR DISTRICT 1, Vote For 1</b>				
	JIM KALLIO	69 100.00%	0 0.00%	69 100.00%
	Write-in (W)	0 0.00%	0 0.00%	0 0.00%
	<b>Cast Votes:</b>	<b>69 78.41%</b>	<b>0 0.00%</b>	<b>69 78.41%</b>
<b>SEDRO-WOOLLEY SCHOOL DISTRICT 101, DIRECTOR DISTRICT 4, Vote For 1</b>				
	DAVID L. CARROLL	67 100.00%	0 0.00%	67 100.00%
	Write-in (W)	0 0.00%	0 0.00%	0 0.00%
	<b>Cast Votes:</b>	<b>67 76.14%</b>	<b>0 0.00%</b>	<b>67 76.14%</b>
<b>SEDRO-WOOLLEY SCHOOL DISTRICT 101, DIRECTOR DISTRICT 5, Vote For 1</b>				
	MIKE JANICKI	74 100.00%	0 0.00%	74 100.00%
	Write-in (W)	0 0.00%	0 0.00%	0 0.00%
	<b>Cast Votes:</b>	<b>74 84.09%</b>	<b>0 0.00%</b>	<b>74 84.09%</b>



200511290178  
Skagit County Auditor

11/29/2005 Page 54 of 290 3:04PM

2005 General Election

Precinct Report — Official  
 OFFICIAL BALLOT — SKAGIT COUNTY, WASHINGTON — November 08, 2005

Page 18 of 253

11/29/2005 12:17 PM

Precincts Reporting 116 of 116 = 100.00%

Total Number of Voters : 38,599 of 60,859 = 63.42%

Party	Candidate	Early	Election	Total	
<b>Precinct 110 Big Lake (Ballots Cast: 573)</b>					
<b>INITIATIVE MEASURE 900, Vote For 1</b>					
	Yes	316	57.56%	0 0.00%	316 57.56%
	No	233	42.44%	0 0.00%	233 42.44%
	Cast Votes:	549	95.81%	0 0.00%	549 95.81%
<b>INITIATIVE MEASURE 901, Vote For 1</b>					
	Yes	361	63.78%	0 0.00%	361 63.78%
	No	205	36.22%	0 0.00%	205 36.22%
	Cast Votes:	566	98.78%	0 0.00%	566 98.78%
<b>INITIATIVE MEASURE 912, Vote For 1</b>					
	Yes	305	54.66%	0 0.00%	305 54.66%
	No	253	45.34%	0 0.00%	253 45.34%
	Cast Votes:	558	97.38%	0 0.00%	558 97.38%
<b>INITIATIVE MEASURE 330, Vote For 1</b>					
	Yes	330	57.89%	0 0.00%	330 57.89%
	No	240	42.11%	0 0.00%	240 42.11%
	Cast Votes:	570	99.48%	0 0.00%	570 99.48%
<b>INITIATIVE MEASURE 336, Vote For 1</b>					
	Yes	186	33.39%	0 0.00%	186 33.39%
	No	371	66.61%	0 0.00%	371 66.61%
	Cast Votes:	557	97.21%	0 0.00%	557 97.21%
<b>SENATE JOINT RESOLUTION 8207, Vote For 1</b>					
	Approved	339	67.80%	0 0.00%	339 67.80%
	Rejected	161	32.20%	0 0.00%	161 32.20%
	Cast Votes:	500	87.26%	0 0.00%	500 87.26%
<b>FIRE DISTRICT No. 4, COMMISSIONER POSITION 2, Vote For 1</b>					
	JEFF JANSMA	17	100.00%	0 0.00%	17 100.00%
	Write-in (W)	0	0.00%	0 0.00%	0 0.00%
	Cast Votes:	17	45.95%	0 0.00%	17 45.95%
<b>FIRE DISTRICT No. 9, COMMISSIONER POSITION 2, Vote For 1</b>					
	D. BRUCE THOMSON	384	100.00%	0 0.00%	384 100.00%
	Write-in (W)	0	0.00%	0 0.00%	0 0.00%
	Cast Votes:	384	71.64%	0 0.00%	384 71.64%
<b>HOSPITAL DISTRICT No. 1, COMMISSIONER POSITION 3, Vote For 1</b>					
	STAN OLSON	393	100.00%	0 0.00%	393 100.00%
	Write-in (W)	0	0.00%	0 0.00%	0 0.00%
	Cast Votes:	393	68.59%	0 0.00%	393 68.59%

200511290178  
 Skagit County Auditor  
 11/29/2005 Page 55 of 280 3:04PM

2005 General Election

Precinct Report — Official  
 OFFICIAL BALLOT — SKAGIT COUNTY, WASHINGTON — November 08, 2005

Page 19 of 253

11/29/2005 12:17 PM

Precincts Reporting 116 of 116 = 100.00%

Total Number of Voters : 38,599 of 60,859 = 63.42%

Party	Candidate	Early	Election	Total
-------	-----------	-------	----------	-------

**Precinct 110 Big Lake (Ballots Cast: 573)**

<b>HOSPITAL DISTRICT No. 1, COMMISSIONER POSITION 5, Vote For 1</b>							
	CLARK D. TODD	195	52.56%	0	0.00%	195	52.56%
	MATTHEW HALLIDAY	176	47.44%	0	0.00%	176	47.44%
	Write-in (W)	0	0.00%	0	0.00%	0	0.00%
	Cast Votes:	371	64.75%	0	0.00%	371	64.75%
<b>PORT OF SKAGIT, COMMISSIONER DISTRICT 2, Vote For 1</b>							
	JERRY KAUFMAN	394	100.00%	0	0.00%	394	100.00%
	Write-in (W)	0	0.00%	0	0.00%	0	0.00%
	Cast Votes:	394	68.76%	0	0.00%	394	68.76%
<b>SEDRO-WOOLLEY SCHOOL DISTRICT 101, DIRECTOR DISTRICT 1, Vote For 1</b>							
	JIM KALLIO	393	100.00%	0	0.00%	393	100.00%
	Write-in (W)	0	0.00%	0	0.00%	0	0.00%
	Cast Votes:	393	68.59%	0	0.00%	393	68.59%
<b>SEDRO-WOOLLEY SCHOOL DISTRICT 101, DIRECTOR DISTRICT 4, Vote For 1</b>							
	DAVID L. CARROLL	383	100.00%	0	0.00%	383	100.00%
	Write-in (W)	0	0.00%	0	0.00%	0	0.00%
	Cast Votes:	383	66.84%	0	0.00%	383	66.84%
<b>SEDRO-WOOLLEY SCHOOL DISTRICT 101, DIRECTOR DISTRICT 5, Vote For 1</b>							
	MIKE JANICKI	402	100.00%	0	0.00%	402	100.00%
	Write-in (W)	0	0.00%	0	0.00%	0	0.00%
	Cast Votes:	402	70.16%	0	0.00%	402	70.16%
<b>SEWER DISTRICT No. 2, COMMISSIONER POSITION 2, SHORT/FULL TERM, Vote For 1</b>							
	LARRY VAN SICKLE	248	100.00%	0	0.00%	248	100.00%
	Write-in (W)	0	0.00%	0	0.00%	0	0.00%
	Cast Votes:	248	65.44%	0	0.00%	248	65.44%
<b>SEWER DISTRICT No. 2, COMMISSIONER POSITION 3, FOUR YEAR UNEXPIRED TERM, Vote For 1</b>							
	GERALD R. SEVERSON	258	100.00%	0	0.00%	258	100.00%
	Write-in (W)	0	0.00%	0	0.00%	0	0.00%
	Cast Votes:	258	68.07%	0	0.00%	258	68.07%



200511290178  
 Skagit County Auditor

11/29/2005 Page 56 of 290 3:04PM

2005 General Election

Precinct Report — Official  
 OFFICIAL BALLOT — SKAGIT COUNTY, WASHINGTON — November 08, 2005

Total Number of Voters : 38,599 of 60,859 = 63.42%

Party	Candidate	Early	Election	Total	
<b>Precinct 111 Birdsvew (Ballots Cast: 405)</b>					
<b>INITIATIVE MEASURE 900, Vote For 1</b>					
	Yes	211	53.96%	0 0.00%	211 53.96%
	No	180	46.04%	0 0.00%	180 46.04%
	Cast Votes:	391	96.54%	0 0.00%	391 96.54%
<b>INITIATIVE MEASURE 901, Vote For 1</b>					
	Yes	202	50.75%	0 0.00%	202 50.75%
	No	196	49.25%	0 0.00%	196 49.25%
	Cast Votes:	398	98.27%	0 0.00%	398 98.27%
<b>INITIATIVE MEASURE 912, Vote For 1</b>					
	Yes	257	64.09%	0 0.00%	257 64.09%
	No	144	35.91%	0 0.00%	144 35.91%
	Cast Votes:	401	99.01%	0 0.00%	401 99.01%
<b>INITIATIVE MEASURE 330, Vote For 1</b>					
	Yes	174	43.50%	0 0.00%	174 43.50%
	No	226	56.50%	0 0.00%	226 56.50%
	Cast Votes:	400	98.77%	0 0.00%	400 98.77%
<b>INITIATIVE MEASURE 336, Vote For 1</b>					
	Yes	167	42.49%	0 0.00%	167 42.49%
	No	226	57.51%	0 0.00%	226 57.51%
	Cast Votes:	393	97.04%	0 0.00%	393 97.04%
<b>SENATE JOINT RESOLUTION 8207, Vote For 1</b>					
	Approved	215	57.33%	0 0.00%	215 57.33%
	Rejected	160	42.67%	0 0.00%	160 42.67%
	Cast Votes:	375	92.59%	0 0.00%	375 92.59%
<b>CEMETERY DISTRICT No. 5 COMMISSIONER, Vote For 1</b>					
	MARY E. JOHNSON	322	100.00%	0 0.00%	322 100.00%
	Write-in (W)	0	0.00%	0 0.00%	0 0.00%
	Cast Votes:	322	79.51%	0 0.00%	322 79.51%
<b>FIRE DISTRICT No. 10, COMMISSIONER POSITION 2, Vote For 1</b>					
	GEORGE O. ALLEN	89	27.81%	0 0.00%	89 27.81%
	LARRY HAIGHT JR.	231	72.19%	0 0.00%	231 72.19%
	Write-in (W)	0	0.00%	0 0.00%	0 0.00%
	Cast Votes:	320	79.80%	0 0.00%	320 79.80%
<b>HOSPITAL DISTRICT No. 304, COMMISSIONER POSITION 2, Vote For 1</b>					
	CHUCK RUHL	300	100.00%	0 0.00%	300 100.00%
	Write-in (W)	0	0.00%	0 0.00%	0 0.00%
	Cast Votes:	300	74.07%	0 0.00%	300 74.07%



200511290178  
 Skagit County Auditor

11/29/2005 Page 57 of 280 3:04PM

2005 General Election

Precinct Report — Official  
OFFICIAL BALLOT — SKAGIT COUNTY, WASHINGTON — November 08, 2005

Total Number of Voters : 38,599 of 60,859 = 63.42%

Party	Candidate	Early	Election	Total			
<b>Precinct 111 Birdsvie (Ballots Cast: 405)</b>							
<b>HOSPITAL DISTRICT No. 304, COMMISSIONER POSITION 4, Vote For 1</b>							
	DANIEL H. GARCIA	275	100.00%	0	0.00%	275	100.00%
	Write-in (W)	0	0.00%	0	0.00%	0	0.00%
	Cast Votes:	275	67.90%	0	0.00%	275	67.90%
<b>HOSPITAL DISTRICT No. 304, COMMISSIONER POSITION 5, TWO YEAR UNEXPIRED TERM, Vote For 1</b>							
	ROBERT M. STANLEY	289	100.00%	0	0.00%	289	100.00%
	Write-in (W)	0	0.00%	0	0.00%	0	0.00%
	Cast Votes:	289	71.36%	0	0.00%	289	71.36%
<b>PORT OF SKAGIT, COMMISSIONER DISTRICT 2, Vote For 1</b>							
	JERRY KAUFMAN	290	100.00%	0	0.00%	290	100.00%
	Write-in (W)	0	0.00%	0	0.00%	0	0.00%
	Cast Votes:	290	71.60%	0	0.00%	290	71.60%
<b>CONCRETE SCHOOL DISTRICT 11, DIRECTOR DISTRICT 1, Vote For 1</b>							
	EDDIE ROGGE	323	100.00%	0	0.00%	323	100.00%
	Write-in (W)	0	0.00%	0	0.00%	0	0.00%
	Cast Votes:	323	79.75%	0	0.00%	323	79.75%
<b>CONCRETE SCHOOL DISTRICT 11, DIRECTOR DISTRICT 2, Vote For 1</b>							
	VINCENT HEDRICK	291	100.00%	0	0.00%	291	100.00%
	Write-in (W)	0	0.00%	0	0.00%	0	0.00%
	Cast Votes:	291	71.85%	0	0.00%	291	71.85%
<b>CONCRETE SCHOOL DISTRICT 11, DIRECTOR DISTRICT 3, Vote For 1</b>							
	LUCILLE CLAYBO	337	100.00%	0	0.00%	337	100.00%
	Write-in (W)	0	0.00%	0	0.00%	0	0.00%
	Cast Votes:	337	83.21%	0	0.00%	337	83.21%
<b>CONCRETE SCHOOL DISTRICT 11, DIRECTOR DISTRICT 4, TWO YEAR UNEXPIRED TERM, Vote For 1</b>							
	TONY HANSEN	303	100.00%	0	0.00%	303	100.00%
	Write-in (W)	0	0.00%	0	0.00%	0	0.00%
	Cast Votes:	303	74.81%	0	0.00%	303	74.81%
<b>WATER DISTRICT 1, COMMISSIONER POSITION 2, Vote For 1</b>							
	STEVE STOUT	32	100.00%	0	0.00%	32	100.00%
	Write-in (W)	0	0.00%	0	0.00%	0	0.00%
	Cast Votes:	32	84.21%	0	0.00%	32	84.21%



200511290178  
Skagit County Auditor

11/29/2005 Page 58 of 290 3:04PM

2005 General Election


Precinct Report — Official  
 OFFICIAL BALLOT — SKAGIT COUNTY, WASHINGTON — November 08, 2005

Total Number of Voters : 38,599 of 60,859 = 63.42%

Party	Candidate	Early	Election	Total
-------	-----------	-------	----------	-------

Precinct 113 Bow (Ballots Cast: 504)

<b>INITIATIVE MEASURE 900, Vote For 1</b>					
Yes		246	51.68%	0 0.00%	246 51.68%
No		230	48.32%	0 0.00%	230 48.32%
Cast Votes:		476	94.44%	0 0.00%	476 94.44%
<b>INITIATIVE MEASURE 901, Vote For 1</b>					
Yes		291	58.91%	0 0.00%	291 58.91%
No		203	41.09%	0 0.00%	203 41.09%
Cast Votes:		494	98.02%	0 0.00%	494 98.02%
<b>INITIATIVE MEASURE 912, Vote For 1</b>					
Yes		237	47.98%	0 0.00%	237 47.98%
No		257	52.02%	0 0.00%	257 52.02%
Cast Votes:		494	98.02%	0 0.00%	494 98.02%
<b>INITIATIVE MEASURE 330, Vote For 1</b>					
Yes		253	51.53%	0 0.00%	253 51.53%
No		238	48.47%	0 0.00%	238 48.47%
Cast Votes:		491	97.42%	0 0.00%	491 97.42%
<b>INITIATIVE MEASURE 336, Vote For 1</b>					
Yes		170	34.76%	0 0.00%	170 34.76%
No		319	65.24%	0 0.00%	319 65.24%
Cast Votes:		489	97.02%	0 0.00%	489 97.02%
<b>SENATE JOINT RESOLUTION 8207, Vote For 1</b>					
Approved		319	71.85%	0 0.00%	319 71.85%
Rejected		125	28.15%	0 0.00%	125 28.15%
Cast Votes:		444	88.10%	0 0.00%	444 88.10%
<b>CEMETERY DISTRICT No. 4 COMMISSIONER, Vote For 1</b>					
CURT M. DANILSON		312	100.00%	0 0.00%	312 100.00%
Write-in (W)		0	0.00%	0 0.00%	0 0.00%
Cast Votes:		312	64.86%	0 0.00%	312 64.86%
<b>FIRE DISTRICT No. 5, COMMISSIONER POSITION 3, Vote For 1</b>					
JOLYNN "JL" WOODBURY		244	100.00%	0 0.00%	244 100.00%
Write-in (W)		0	0.00%	0 0.00%	0 0.00%
Cast Votes:		244	61.77%	0 0.00%	244 61.77%
<b>FIRE DISTRICT No. 6, COMMISSIONER POSITION 1, TWO YEAR UNEXPIRED TERM, Vote For 1</b>					
GREG NELSON		6	100.00%	0 0.00%	6 100.00%
Write-in (W)		0	0.00%	0 0.00%	0 0.00%
Cast Votes:		6	100.00%	0 0.00%	6 100.00%



200511290178  
 Skagit County Auditor

11/29/2005 Page 59 of 290 3:04PM

2005 General Election

Precinct Report — Official  
 OFFICIAL BALLOT — SKAGIT COUNTY, WASHINGTON — November 08, 2005

Total Number of Voters : 38,599 of 60,859 = 63.42%

Party	Candidate	Early	Election	Total
<b>Precinct 113 Bow (Ballots Cast: 504)</b>				
<b>FIRE DISTRICT No. 6, COMMISSIONER POSITION 2, Vote For 1</b>				
	JACK E. SHELTON	4 66.67%	0 0.00%	4 66.67%
	RICHARD D. WHALEN	2 33.33%	0 0.00%	2 33.33%
	Write-in (W)	0 0.00%	0 0.00%	0 0.00%
	Cast Votes:	6 100.00%	0 0.00%	6 100.00%
<b>HOSPITAL DISTRICT No. 304, COMMISSIONER POSITION 2, Vote For 1</b>				
	CHUCK RUHL	322 100.00%	0 0.00%	322 100.00%
	Write-in (W)	0 0.00%	0 0.00%	0 0.00%
	Cast Votes:	322 63.89%	0 0.00%	322 63.89%
<b>HOSPITAL DISTRICT No. 304, COMMISSIONER POSITION 4, Vote For 1</b>				
	DANIEL H. GARCIA	310 100.00%	0 0.00%	310 100.00%
	Write-in (W)	0 0.00%	0 0.00%	0 0.00%
	Cast Votes:	310 61.51%	0 0.00%	310 61.51%
<b>HOSPITAL DISTRICT No. 304, COMMISSIONER POSITION 5, TWO YEAR UNEXPIRED TERM, Vote For 1</b>				
	ROBERT M. STANLEY	320 100.00%	0 0.00%	320 100.00%
	Write-in (W)	0 0.00%	0 0.00%	0 0.00%
	Cast Votes:	320 63.49%	0 0.00%	320 63.49%
<b>PORT OF SKAGIT, COMMISSIONER DISTRICT 2, Vote For 1</b>				
	JERRY KAUFMAN	330 100.00%	0 0.00%	330 100.00%
	Write-in (W)	0 0.00%	0 0.00%	0 0.00%
	Cast Votes:	330 65.48%	0 0.00%	330 65.48%
<b>BURLINGTON-EDISON SCHOOL DISTRICT 100, DIRECTOR DISTRICT 2, Vote For 1</b>				
	MIKE DYNES	257 67.45%	0 0.00%	257 67.45%
	GERALDINE (GERI) HOFER	124 32.55%	0 0.00%	124 32.55%
	Write-in (W)	0 0.00%	0 0.00%	0 0.00%
	Cast Votes:	381 75.60%	0 0.00%	381 75.60%
<b>BURLINGTON-EDISON SCHOOL DISTRICT 100, DIRECTOR DISTRICT 5, Vote For 1</b>				
	DICK SPINK	333 100.00%	0 0.00%	333 100.00%
	Write-in (W)	0 0.00%	0 0.00%	0 0.00%
	Cast Votes:	333 66.07%	0 0.00%	333 66.07%

200511290178  
 Skagit County Auditor  
 11/29/2005 Page 60 of 290 3:04PM



2005 General Election

Precinct Report — Official  
 OFFICIAL BALLOT — SKAGIT COUNTY, WASHINGTON — November 08, 2005

Total Number of Voters : 38,599 of 60,859 = 63.42%

Party	Candidate	Early	Election	Total
<b>Precinct 114 Cascade (Ballots Cast: 119)</b>				
<b>INITIATIVE MEASURE 900, Vote For 1</b>				
	Yes	57 50.44%	0 0.00%	57 50.44%
	No	56 49.56%	0 0.00%	56 49.56%
	<b>Cast Votes:</b>	<b>113 94.96%</b>	<b>0 0.00%</b>	<b>113 94.96%</b>
<b>INITIATIVE MEASURE 901, Vote For 1</b>				
	Yes	60 50.85%	0 0.00%	60 50.85%
	No	58 49.15%	0 0.00%	58 49.15%
	<b>Cast Votes:</b>	<b>118 99.16%</b>	<b>0 0.00%</b>	<b>118 99.16%</b>
<b>INITIATIVE MEASURE 912, Vote For 1</b>				
	Yes	54 46.15%	0 0.00%	54 46.15%
	No	63 53.85%	0 0.00%	63 53.85%
	<b>Cast Votes:</b>	<b>117 98.32%</b>	<b>0 0.00%</b>	<b>117 98.32%</b>
<b>INITIATIVE MEASURE 330, Vote For 1</b>				
	Yes	37 32.17%	0 0.00%	37 32.17%
	No	78 67.83%	0 0.00%	78 67.83%
	<b>Cast Votes:</b>	<b>115 96.64%</b>	<b>0 0.00%</b>	<b>115 96.64%</b>
<b>INITIATIVE MEASURE 336, Vote For 1</b>				
	Yes	49 42.61%	0 0.00%	49 42.61%
	No	66 57.39%	0 0.00%	66 57.39%
	<b>Cast Votes:</b>	<b>115 96.64%</b>	<b>0 0.00%</b>	<b>115 96.64%</b>
<b>SENATE JOINT RESOLUTION 8207, Vote For 1</b>				
	Approved	68 64.15%	0 0.00%	68 64.15%
	Rejected	38 35.85%	0 0.00%	38 35.85%
	<b>Cast Votes:</b>	<b>106 89.08%</b>	<b>0 0.00%</b>	<b>106 89.08%</b>
<b>CEMETERY DISTRICT No. 5 COMMISSIONER, Vote For 1</b>				
	MARY E. JOHNSON	83 100.00%	0 0.00%	83 100.00%
	Write-in (W)	0 0.00%	0 0.00%	0 0.00%
	<b>Cast Votes:</b>	<b>83 69.75%</b>	<b>0 0.00%</b>	<b>83 69.75%</b>
<b>FIRE DISTRICT No. 19, COMMISSIONER POSITION 1, TWO YEAR UNEXPIRED TERM, Vote For 1</b>				
	MICHAEL BRONDI	96 100.00%	0 0.00%	96 100.00%
	Write-in (W)	0 0.00%	0 0.00%	0 0.00%
	<b>Cast Votes:</b>	<b>96 80.67%</b>	<b>0 0.00%</b>	<b>96 80.67%</b>
<b>FIRE DISTRICT No. 19, COMMISSIONER POSITION 2, Vote For 1</b>				
	RANDY M. MARTIN	102 100.00%	0 0.00%	102 100.00%
	Write-in (W)	0 0.00%	0 0.00%	0 0.00%
	<b>Cast Votes:</b>	<b>102 85.71%</b>	<b>0 0.00%</b>	<b>102 85.71%</b>
<b>FIRE DISTRICT No. 19, COMMISSIONER POSITION 3, FOUR YEAR UNEXPIRED TERM, Vote For 1</b>				
	HOWARD O. STAFFORD	97 100.00%	0 0.00%	97 100.00%
	Write-in (W)	0 0.00%	0 0.00%	0 0.00%
	<b>Cast Votes:</b>	<b>97 81.51%</b>	<b>0 0.00%</b>	<b>97 81.51%</b>



200511290178  
 Skagit County Auditor


11/29/2005 Page 61 of 290 3:04PM

2005 General Election

Precinct Report — Official  
 OFFICIAL BALLOT — SKAGIT COUNTY, WASHINGTON — November 08, 2005

Total Number of Voters : 38,599 of 60,859 = 63.42%

Party	Candidate	Early	Election	Total
<b>Precinct 114 Cascade (Ballots Cast: 119)</b>				
<b>HOSPITAL DISTRICT No. 304, COMMISSIONER POSITION 2, Vote For 1</b>				
	CHUCK RUHL	78 100.00%	0 0.00%	78 100.00%
	Write-in (W)	0 0.00%	0 0.00%	0 0.00%
	Cast Votes:	78 65.55%	0 0.00%	78 65.55%
<b>HOSPITAL DISTRICT No. 304, COMMISSIONER POSITION 4, Vote For 1</b>				
	DANIEL H. GARCIA	72 100.00%	0 0.00%	72 100.00%
	Write-in (W)	0 0.00%	0 0.00%	0 0.00%
	Cast Votes:	72 60.50%	0 0.00%	72 60.50%
<b>HOSPITAL DISTRICT No. 304, COMMISSIONER POSITION 5, TWO YEAR UNEXPIRED TERM, Vote For 1</b>				
	ROBERT M. STANLEY	74 100.00%	0 0.00%	74 100.00%
	Write-in (W)	0 0.00%	0 0.00%	0 0.00%
	Cast Votes:	74 62.18%	0 0.00%	74 62.18%
<b>PORT OF SKAGIT, COMMISSIONER DISTRICT 2, Vote For 1</b>				
	JERRY KAUFMAN	75 100.00%	0 0.00%	75 100.00%
	Write-in (W)	0 0.00%	0 0.00%	0 0.00%
	Cast Votes:	75 63.03%	0 0.00%	75 63.03%
<b>CONCRETE SCHOOL DISTRICT 11, DIRECTOR DISTRICT 1, Vote For 1</b>				
	EDDIE ROGGE	86 100.00%	0 0.00%	86 100.00%
	Write-in (W)	0 0.00%	0 0.00%	0 0.00%
	Cast Votes:	86 72.27%	0 0.00%	86 72.27%
<b>CONCRETE SCHOOL DISTRICT 11, DIRECTOR DISTRICT 2, Vote For 1</b>				
	VINCENT HEDRICK	79 100.00%	0 0.00%	79 100.00%
	Write-in (W)	0 0.00%	0 0.00%	0 0.00%
	Cast Votes:	79 66.39%	0 0.00%	79 66.39%
<b>CONCRETE SCHOOL DISTRICT 11, DIRECTOR DISTRICT 3, Vote For 1</b>				
	LUCILLE CLAYBO	86 100.00%	0 0.00%	86 100.00%
	Write-in (W)	0 0.00%	0 0.00%	0 0.00%
	Cast Votes:	86 72.27%	0 0.00%	86 72.27%
<b>CONCRETE SCHOOL DISTRICT 11, DIRECTOR DISTRICT 4, TWO YEAR UNEXPIRED TERM, Vote For 1</b>				
	TONY HANSEN	79 100.00%	0 0.00%	79 100.00%
	Write-in (W)	0 0.00%	0 0.00%	0 0.00%
	Cast Votes:	79 66.39%	0 0.00%	79 66.39%



200511290178  
 Skagit County Auditor  
 11/29/2005 Page 62 of 290 3:04PM

2005 General Election

Precinct Report — Official  
OFFICIAL BALLOT — SKAGIT COUNTY, WASHINGTON — November 08, 2005

Page 26 of 253

11/29/2005 12:17 PM

Precincts Reporting 116 of 116 = 100.00%

Total Number of Voters : 38,599 of 60,859 = 63.42%

Party	Candidate	Early	Election	Total
-------	-----------	-------	----------	-------

Precinct 115 Cedard (Ballots Cast: 177)

INITIATIVE MEASURE 900, Vote For 1		Early	Election	Total
Yes		104 62.65%	0 0.00%	104 62.65%
No		62 37.35%	0 0.00%	62 37.35%
Cast Votes:		166 93.79%	0 0.00%	166 93.79%

INITIATIVE MEASURE 901, Vote For 1		Early	Election	Total
Yes		99 57.23%	0 0.00%	99 57.23%
No		74 42.77%	0 0.00%	74 42.77%
Cast Votes:		173 97.74%	0 0.00%	173 97.74%

INITIATIVE MEASURE 912, Vote For 1		Early	Election	Total
Yes		85 49.71%	0 0.00%	85 49.71%
No		86 50.29%	0 0.00%	86 50.29%
Cast Votes:		171 96.61%	0 0.00%	171 96.61%

INITIATIVE MEASURE 330, Vote For 1		Early	Election	Total
Yes		120 68.57%	0 0.00%	120 68.57%
No		55 31.43%	0 0.00%	55 31.43%
Cast Votes:		175 98.87%	0 0.00%	175 98.87%

INITIATIVE MEASURE 336, Vote For 1		Early	Election	Total
Yes		38 21.84%	0 0.00%	38 21.84%
No		136 78.16%	0 0.00%	136 78.16%
Cast Votes:		174 98.31%	0 0.00%	174 98.31%

SENATE JOINT RESOLUTION 8207, Vote For 1		Early	Election	Total
Approved		102 65.38%	0 0.00%	102 65.38%
Rejected		54 34.62%	0 0.00%	54 34.62%
Cast Votes:		156 88.14%	0 0.00%	156 88.14%

FIRE DISTRICT No. 3, COMMISSIONER POSITION 1, TWO-YEAR UNEXPIRED TERM, Vote For 1		Early	Election	Total
DAN C. SNEVA		124 100.00%	0 0.00%	124 100.00%
Write-in (W)		0 0.00%	0 0.00%	0 0.00%
Cast Votes:		124 70.06%	0 0.00%	124 70.06%

FIRE DISTRICT No. 3, COMMISSIONER POSITION 2, Vote For 1		Early	Election	Total
EDWARD KEMPER		40 37.38%	0 0.00%	40 37.38%
KARL STADLER		67 62.62%	0 0.00%	67 62.62%
Write-in (W)		0 0.00%	0 0.00%	0 0.00%
Cast Votes:		107 60.45%	0 0.00%	107 60.45%

HOSPITAL DISTRICT No. 1, COMMISSIONER POSITION 3, Vote For 1		Early	Election	Total
STAN OLSON		133 100.00%	0 0.00%	133 100.00%
Write-in (W)		0 0.00%	0 0.00%	0 0.00%
Cast Votes:		133 75.14%	0 0.00%	133 75.14%



200511290178

Skagit County Auditor

11/29/2005 Page 63 of 290 3:04PM

2005 General Election

Precinct Report — Official  
 OFFICIAL BALLOT — SKAGIT COUNTY, WASHINGTON — November 08, 2005

Total Number of Voters : 38,599 of 60,859 = 63.42%

Precincts Reporting 116 of 116 = 100.00%

Party	Candidate	Early	Election	Total
<b>Precinct 115 Cedard (Ballots Cast: 177)</b>				
<b>HOSPITAL DISTRICT No. 1, COMMISSIONER POSITION 5, Vote For 1</b>				
	CLARK D. TODD	85 62.96%	0 0.00%	85 62.96%
	MATTHEW HALLIDAY	50 37.04%	0 0.00%	50 37.04%
	Write-in (W)	0 0.00%	0 0.00%	0 0.00%
	Cast Votes:	135 76.27%	0 0.00%	135 76.27%
<b>PORT OF SKAGIT, COMMISSIONER DISTRICT 2, Vote For 1</b>				
	JERRY KAUFMAN	121 100.00%	0 0.00%	121 100.00%
	Write-in (W)	0 0.00%	0 0.00%	0 0.00%
	Cast Votes:	121 68.36%	0 0.00%	121 68.36%
<b>MOUNT VERNON SCHOOL DISTRICT 320, DIRECTOR DISTRICT 4, Vote For 1</b>				
	LUANNE GORDON BURKHART	114 100.00%	0 0.00%	114 100.00%
	Write-in (W)	0 0.00%	0 0.00%	0 0.00%
	Cast Votes:	114 64.41%	0 0.00%	114 64.41%
<b>MOUNT VERNON SCHOOL DISTRICT 320, DIRECTOR DISTRICT 5, Vote For 1</b>				
	DIANA LOPEZ	41 28.28%	0 0.00%	41 28.28%
	CHARLES GUILDNER	104 71.72%	0 0.00%	104 71.72%
	Write-in (W)	0 0.00%	0 0.00%	0 0.00%
	Cast Votes:	145 81.92%	0 0.00%	145 81.92%

200511290178  
 Skagit County Auditor  
 11/29/2005 Page 64 of 290 3:04PM

2005 General Election

Precinct Report — Official  
 OFFICIAL BALLOT — SKAGIT COUNTY, WASHINGTON — November 08, 2005

Total Number of Voters : 38,599 of 60,859 = 63.42%

Party	Candidate	Early	Election	Total
<b>Precinct 116 Clear Lk (Ballots Cast: 399)</b>				
<b>INITIATIVE MEASURE 900, Vote For 1</b>				
	Yes	232 62.03%	0 0.00%	232 62.03%
	No	142 37.97%	0 0.00%	142 37.97%
	<b>Cast Votes:</b>	<b>374 93.73%</b>	<b>0 0.00%</b>	<b>374 93.73%</b>
<b>INITIATIVE MEASURE 901, Vote For 1</b>				
	Yes	237 59.85%	0 0.00%	237 59.85%
	No	159 40.15%	0 0.00%	159 40.15%
	<b>Cast Votes:</b>	<b>396 99.25%</b>	<b>0 0.00%</b>	<b>396 99.25%</b>
<b>INITIATIVE MEASURE 912, Vote For 1</b>				
	Yes	230 59.59%	0 0.00%	230 59.59%
	No	156 40.41%	0 0.00%	156 40.41%
	<b>Cast Votes:</b>	<b>386 96.74%</b>	<b>0 0.00%</b>	<b>386 96.74%</b>
<b>INITIATIVE MEASURE 330, Vote For 1</b>				
	Yes	204 52.99%	0 0.00%	204 52.99%
	No	181 47.01%	0 0.00%	181 47.01%
	<b>Cast Votes:</b>	<b>385 96.49%</b>	<b>0 0.00%</b>	<b>385 96.49%</b>
<b>INITIATIVE MEASURE 336, Vote For 1</b>				
	Yes	148 39.68%	0 0.00%	148 39.68%
	No	225 60.32%	0 0.00%	225 60.32%
	<b>Cast Votes:</b>	<b>373 93.48%</b>	<b>0 0.00%</b>	<b>373 93.48%</b>
<b>SENATE JOINT RESOLUTION 8207, Vote For 1</b>				
	Approved	203 57.67%	0 0.00%	203 57.67%
	Rejected	149 42.33%	0 0.00%	149 42.33%
	<b>Cast Votes:</b>	<b>352 88.22%</b>	<b>0 0.00%</b>	<b>352 88.22%</b>
<b>CEMETERY DISTRICT No. 6 COMMISSIONER, Vote For 1</b>				
	ALICE HANSON	289 100.00%	0 0.00%	289 100.00%
	Write-in (W)	0 0.00%	0 0.00%	0 0.00%
	<b>Cast Votes:</b>	<b>289 72.43%</b>	<b>0 0.00%</b>	<b>289 72.43%</b>
<b>FIRE DISTRICT No. 4, COMMISSIONER POSITION 2, Vote For 1</b>				
	JEFF JANSMA	290 100.00%	0 0.00%	290 100.00%
	Write-in (W)	0 0.00%	0 0.00%	0 0.00%
	<b>Cast Votes:</b>	<b>290 72.68%</b>	<b>0 0.00%</b>	<b>290 72.68%</b>
<b>HOSPITAL DISTRICT No. 304, COMMISSIONER POSITION 2, Vote For 1</b>				
	CHUCK RUHL	270 100.00%	0 0.00%	270 100.00%
	Write-in (W)	0 0.00%	0 0.00%	0 0.00%
	<b>Cast Votes:</b>	<b>270 67.67%</b>	<b>0 0.00%</b>	<b>270 67.67%</b>
<b>HOSPITAL DISTRICT No. 304, COMMISSIONER POSITION 4, Vote For 1</b>				
	DANIEL H. GARCIA	248 100.00%	0 0.00%	248 100.00%
	Write-in (W)	0 0.00%	0 0.00%	0 0.00%
	<b>Cast Votes:</b>	<b>248 62.16%</b>	<b>0 0.00%</b>	<b>248 62.16%</b>


200511290178  
 Skagit County Auditor  
 11/29/2005 Page 65 of 290 3:04PM

Total Number of Voters : 38,599 of 60,859 = 63.42%

Party	Candidate	Early	Election	Total
-------	-----------	-------	----------	-------

**Precinct 116 Clear Lk (Ballots Cast: 399)**

HOSPITAL DISTRICT No. 304, COMMISSIONER POSITION 5, TWO YEAR UNEXPIRED TERM, Vote For 1							
	ROBERT M. STANLEY	260	100.00%	0	0.00%	260	100.00%
	Write-in (W)	0	0.00%	0	0.00%	0	0.00%
	Cast Votes:	260	65.16%	0	0.00%	260	65.16%
PORT OF SKAGIT, COMMISSIONER DISTRICT 2, Vote For 1							
	JERRY KAUFMAN	259	100.00%	0	0.00%	259	100.00%
	Write-in (W)	0	0.00%	0	0.00%	0	0.00%
	Cast Votes:	259	64.91%	0	0.00%	259	64.91%
SEDRO-WOOLLEY SCHOOL DISTRICT 101, DIRECTOR DISTRICT 1, Vote For 1							
	JIM KALLIO	269	100.00%	0	0.00%	269	100.00%
	Write-in (W)	0	0.00%	0	0.00%	0	0.00%
	Cast Votes:	269	67.42%	0	0.00%	269	67.42%
SEDRO-WOOLLEY SCHOOL DISTRICT 101, DIRECTOR DISTRICT 4, Vote For 1							
	DAVID L. CARROLL	260	100.00%	0	0.00%	260	100.00%
	Write-in (W)	0	0.00%	0	0.00%	0	0.00%
	Cast Votes:	260	65.16%	0	0.00%	260	65.16%
SEDRO-WOOLLEY SCHOOL DISTRICT 101, DIRECTOR DISTRICT 5, Vote For 1							
	MIKE JANICKI	275	100.00%	0	0.00%	275	100.00%
	Write-in (W)	0	0.00%	0	0.00%	0	0.00%
	Cast Votes:	275	68.92%	0	0.00%	275	68.92%



200511290178  
 Skagit County Auditor


11/29/2005 Page 66 of 290 3:04PM

2005 General Election

Precinct Report — Official  
OFFICIAL BALLOT — SKAGIT COUNTY, WASHINGTON — November 08, 2005


Total Number of Voters : 38,599 of 60,859 = 63.42%

Party	Candidate	Early	Election	Total
<b>Precinct 117 Cntry Clb (Ballots Cast: 191)</b>				
<b>INITIATIVE MEASURE 900, Vote For 1</b>				
	Yes	120 64.52%	0 0.00%	120 64.52%
	No	66 35.48%	0 0.00%	66 35.48%
	Cast Votes:	186 97.38%	0 0.00%	186 97.38%
<b>INITIATIVE MEASURE 901, Vote For 1</b>				
	Yes	128 68.82%	0 0.00%	128 68.82%
	No	58 31.18%	0 0.00%	58 31.18%
	Cast Votes:	186 97.38%	0 0.00%	186 97.38%
<b>INITIATIVE MEASURE 912, Vote For 1</b>				
	Yes	99 52.66%	0 0.00%	99 52.66%
	No	89 47.34%	0 0.00%	89 47.34%
	Cast Votes:	188 98.43%	0 0.00%	188 98.43%
<b>INITIATIVE MEASURE 330, Vote For 1</b>				
	Yes	131 70.05%	0 0.00%	131 70.05%
	No	56 29.95%	0 0.00%	56 29.95%
	Cast Votes:	187 97.91%	0 0.00%	187 97.91%
<b>INITIATIVE MEASURE 336, Vote For 1</b>				
	Yes	49 26.20%	0 0.00%	49 26.20%
	No	138 73.80%	0 0.00%	138 73.80%
	Cast Votes:	187 97.91%	0 0.00%	187 97.91%
<b>SENATE JOINT RESOLUTION 8207, Vote For 1</b>				
	Approved	113 67.26%	0 0.00%	113 67.26%
	Rejected	55 32.74%	0 0.00%	55 32.74%
	Cast Votes:	168 87.96%	0 0.00%	168 87.96%
<b>FIRE DISTRICT No. 6, COMMISSIONER POSITION 1, TWO YEAR UNEXPIRED TERM, Vote For 1</b>				
	GREG NELSON	146 100.00%	0 0.00%	146 100.00%
	Write-in (W)	0 0.00%	0 0.00%	0 0.00%
	Cast Votes:	146 76.44%	0 0.00%	146 76.44%
<b>FIRE DISTRICT No. 6, COMMISSIONER POSITION 2, Vote For 1</b>				
	JACK E. SHELTON	66 41.25%	0 0.00%	66 41.25%
	RICHARD D. WHALEN	94 58.75%	0 0.00%	94 58.75%
	Write-in (W)	0 0.00%	0 0.00%	0 0.00%
	Cast Votes:	160 83.77%	0 0.00%	160 83.77%
<b>HOSPITAL DISTRICT No. 304, COMMISSIONER POSITION 2, Vote For 1</b>				
	CHUCK RUHL	142 100.00%	0 0.00%	142 100.00%
	Write-in (W)	0 0.00%	0 0.00%	0 0.00%
	Cast Votes:	142 74.35%	0 0.00%	142 74.35%

  
 200511290178  
 Skagit County Auditor  
 11/29/2005 Page 67 of 290 3:04PM

Total Number of Voters : 38,599 of 60,859 = 63.42%

Party	Candidate	Early	Election	Total
<b>Precinct 117 Cntrv Cib (Ballots Cast: 191)</b>				
<b>HOSPITAL DISTRICT No. 304, COMMISSIONER POSITION 4, Vote For 1</b>				
	DANIEL H. GARCIA	128 100.00%	0 0.00%	128 100.00%
	Write-in (W)	0 0.00%	0 0.00%	0 0.00%
	Cast Votes:	128 67.02%	0 0.00%	128 67.02%
<b>HOSPITAL DISTRICT No. 304, COMMISSIONER POSITION 5, TWO YEAR UNEXPIRED TERM, Vote For 1</b>				
	ROBERT M. STANLEY	136 100.00%	0 0.00%	136 100.00%
	Write-in (W)	0 0.00%	0 0.00%	0 0.00%
	Cast Votes:	136 71.20%	0 0.00%	136 71.20%
<b>PORT OF SKAGIT, COMMISSIONER DISTRICT 2, Vote For 1</b>				
	JERRY KAUFMAN	151 100.00%	0 0.00%	151 100.00%
	Write-in (W)	0 0.00%	0 0.00%	0 0.00%
	Cast Votes:	151 79.06%	0 0.00%	151 79.06%
<b>BURLINGTON-EDISON SCHOOL DISTRICT 100, DIRECTOR DISTRICT 2, Vote For 1</b>				
	MIKE DYNES	120 76.43%	0 0.00%	120 76.43%
	GERALDINE (GERI) HOFER	37 23.57%	0 0.00%	37 23.57%
	Write-in (W)	0 0.00%	0 0.00%	0 0.00%
	Cast Votes:	157 82.20%	0 0.00%	157 82.20%
<b>BURLINGTON-EDISON SCHOOL DISTRICT 100, DIRECTOR DISTRICT 5, Vote For 1</b>				
	DICK SPINK	151 100.00%	0 0.00%	151 100.00%
	Write-in (W)	0 0.00%	0 0.00%	0 0.00%
	Cast Votes:	151 79.06%	0 0.00%	151 79.06%



200511290178  
 Skagit County Auditor

11/29/2005 Page 68 of 290 3:04PM



2005 General Election

Precinct Report — Official  
OFFICIAL BALLOT — SKAGIT COUNTY, WASHINGTON — November 08, 2005

Total Number of Voters : 38,599 of 60,859 = 63.42%

Party	Candidate	Early	Election	Total
<b>Precinct 118 Conway (Ballots Cast: 184)</b>				
<b>INITIATIVE MEASURE 900, Vote For 1</b>				
	Yes	96 57.14%	0 0.00%	96 57.14%
	No	72 42.86%	0 0.00%	72 42.86%
	Cast Votes:	168 91.30%	0 0.00%	168 91.30%
<b>INITIATIVE MEASURE 901, Vote For 1</b>				
	Yes	112 61.20%	0 0.00%	112 61.20%
	No	71 38.80%	0 0.00%	71 38.80%
	Cast Votes:	183 99.46%	0 0.00%	183 99.46%
<b>INITIATIVE MEASURE 912, Vote For 1</b>				
	Yes	88 48.89%	0 0.00%	88 48.89%
	No	92 51.11%	0 0.00%	92 51.11%
	Cast Votes:	180 97.83%	0 0.00%	180 97.83%
<b>INITIATIVE MEASURE 330, Vote For 1</b>				
	Yes	93 51.67%	0 0.00%	93 51.67%
	No	87 48.33%	0 0.00%	87 48.33%
	Cast Votes:	180 97.83%	0 0.00%	180 97.83%
<b>INITIATIVE MEASURE 336, Vote For 1</b>				
	Yes	64 35.96%	0 0.00%	64 35.96%
	No	114 64.04%	0 0.00%	114 64.04%
	Cast Votes:	178 96.74%	0 0.00%	178 96.74%
<b>SENATE JOINT RESOLUTION 8207, Vote For 1</b>				
	Approved	114 71.70%	0 0.00%	114 71.70%
	Rejected	45 28.30%	0 0.00%	45 28.30%
	Cast Votes:	159 86.41%	0 0.00%	159 86.41%
<b>FIRE DISTRICT No. 3, COMMISSIONER POSITION 1, TWO-YEAR UNEXPIRED TERM, Vote For 1</b>				
	DAN C. SNEVA	124 100.00%	0 0.00%	124 100.00%
	Write-in (W)	0 0.00%	0 0.00%	0 0.00%
	Cast Votes:	124 67.39%	0 0.00%	124 67.39%
<b>FIRE DISTRICT No. 3, COMMISSIONER POSITION 2, Vote For 1</b>				
	EDWARD KEMPER	39 44.32%	0 0.00%	39 44.32%
	KARL STADLER	49 55.68%	0 0.00%	49 55.68%
	Write-in (W)	0 0.00%	0 0.00%	0 0.00%
	Cast Votes:	88 47.83%	0 0.00%	88 47.83%
<b>HOSPITAL DISTRICT No. 1, COMMISSIONER POSITION 3, Vote For 1</b>				
	STAN OLSON	121 100.00%	0 0.00%	121 100.00%
	Write-in (W)	0 0.00%	0 0.00%	0 0.00%
	Cast Votes:	121 65.76%	0 0.00%	121 65.76%



200511290178  
Skagit County Auditor  
11/29/2005 Page 89 of 290 3:04PM

2005 General Election

Precinct Report — Official  
 OFFICIAL BALLOT — SKAGIT COUNTY, WASHINGTON — November 08, 2005

Total Number of Voters : 38,599 of 60,859 = 63.42%

Party	Candidate	Early	Election	Total
-------	-----------	-------	----------	-------

Precinct 118 Conway (Ballots Cast: 184)

HOSPITAL DISTRICT No. 1, COMMISSIONER POSITION 5, Vote For 1							
	CLARK D. TODD	46	42.20%	0	0.00%	46	42.20%
	MATTHEW HALLIDAY	63	57.80%	0	0.00%	63	57.80%
	Write-in (W)	0	0.00%	0	0.00%	0	0.00%
	Cast Votes:	109	59.24%	0	0.00%	109	59.24%
PORT OF SKAGIT, COMMISSIONER DISTRICT 2, Vote For 1							
	JERRY KAUFMAN	114	100.00%	0	0.00%	114	100.00%
	Write-in (W)	0	0.00%	0	0.00%	0	0.00%
	Cast Votes:	114	61.96%	0	0.00%	114	61.96%
CONWAY SCHOOL DISTRICT 317, DIRECTOR, POSITION 2, SHORT/FULL TERM, Vote For 1							
	RON HOUSH	111	100.00%	0	0.00%	111	100.00%
	Write-in (W)	0	0.00%	0	0.00%	0	0.00%
	Cast Votes:	111	60.33%	0	0.00%	111	60.33%
CONWAY SCHOOL DISTRICT 317, DIRECTOR, POSITION 3, Vote For 1							
	DIANE ROBERTSON	112	100.00%	0	0.00%	112	100.00%
	Write-in (W)	0	0.00%	0	0.00%	0	0.00%
	Cast Votes:	112	60.87%	0	0.00%	112	60.87%



200511290178

Skagit County Auditor

2005 General Election

Precinct Report — Official  
OFFICIAL BALLOT — SKAGIT COUNTY, WASHINGTON — November 08, 2005

Page 34 of 253

11/29/2005 12:17 PM

Precincts Reporting 116 of 116 = 100.00%

Total Number of Voters : 38,599 of 60,859 = 63.42%

Party	Candidate	Early	Election	Total
-------	-----------	-------	----------	-------

Precinct 119 Dewey (Ballots Cast: 762)

<b>INITIATIVE MEASURE 900, Vote For 1</b>					
Yes		393	53.91%	0 0.00%	393 53.91%
No		336	46.09%	0 0.00%	336 46.09%
Cast Votes:		729	95.67%	0 0.00%	729 95.67%
<b>INITIATIVE MEASURE 901, Vote For 1</b>					
Yes		491	64.78%	0 0.00%	491 64.78%
No		267	35.22%	0 0.00%	267 35.22%
Cast Votes:		758	99.48%	0 0.00%	758 99.48%
<b>INITIATIVE MEASURE 912, Vote For 1</b>					
Yes		334	44.36%	0 0.00%	334 44.36%
No		419	55.64%	0 0.00%	419 55.64%
Cast Votes:		753	98.82%	0 0.00%	753 98.82%
<b>INITIATIVE MEASURE 330, Vote For 1</b>					
Yes		405	54.58%	0 0.00%	405 54.58%
No		337	45.42%	0 0.00%	337 45.42%
Cast Votes:		742	97.38%	0 0.00%	742 97.38%
<b>INITIATIVE MEASURE 336, Vote For 1</b>					
Yes		219	29.67%	0 0.00%	219 29.67%
No		519	70.33%	0 0.00%	519 70.33%
Cast Votes:		738	96.85%	0 0.00%	738 96.85%
<b>SENATE JOINT RESOLUTION 8207, Vote For 1</b>					
Approved		487	72.26%	0 0.00%	487 72.26%
Rejected		187	27.74%	0 0.00%	187 27.74%
Cast Votes:		674	88.45%	0 0.00%	674 88.45%
<b>CEMETERY DISTRICT No. 2 COMMISSIONER, Vote For 1</b>					
WALTER DEATON		507	100.00%	0 0.00%	507 100.00%
Write-in (W)		0	0.00%	0 0.00%	0 0.00%
Cast Votes:		507	66.54%	0 0.00%	507 66.54%
<b>FIDALGO POOL AND FITNESS CENTER DISTRICT, COMMISSIONER POSITION 3, Vote For 1</b>					
KATHRYN ESPINOZA		211	49.18%	0 0.00%	211 49.18%
PAMELA R. LAMBETH		218	50.82%	0 0.00%	218 50.82%
Write-in (W)		0	0.00%	0 0.00%	0 0.00%
Cast Votes:		429	56.30%	0 0.00%	429 56.30%
<b>FIDALGO POOL AND FITNESS CENTER DISTRICT, COMMISSIONER POSITION 5, Vote For 1</b>					
ANDREW OLSON		277	61.42%	0 0.00%	277 61.42%
ROSEMARY YOUNG NELSON		174	38.58%	0 0.00%	174 38.58%
Write-in (W)		0	0.00%	0 0.00%	0 0.00%
Cast Votes:		451	59.19%	0 0.00%	451 59.19%



200511290178  
Skagit County Auditor

11/29/2005 Page 71 of 290 3:04PM

2005 General Election

Precinct Report — Official  
 OFFICIAL BALLOT — SKAGIT COUNTY, WASHINGTON — November 08, 2005

Page 35 of 253

11/29/2005 12:17 PM

Precincts Reporting 116 of 116 = 100.00%

Total Number of Voters : 38,599 of 60,859 = 63.42%

Party	Candidate	Early	Election	Total
-------	-----------	-------	----------	-------

Precinct 119 Dewey (Ballots Cast: 762)

FIRE DISTRICT No. 11, COMMISSIONER POSITION 2, Vote For 1

PAT CUMMINGS	350	100.00%	0	0.00%	350	100.00%
Write-in (W)	0	0.00%	0	0.00%	0	0.00%
<b>Cast Votes:</b>	<b>350</b>	<b>61.73%</b>	<b>0</b>	<b>0.00%</b>	<b>350</b>	<b>61.73%</b>

FIRE DISTRICT No. 13, COMMISSIONER POSITION 2, Vote For 1

WOOD WEISS	77	48.13%	0	0.00%	77	48.13%
CHARLES (CHUCK) HEDLUND	83	51.88%	0	0.00%	83	51.88%
Write-in (W)	0	0.00%	0	0.00%	0	0.00%
<b>Cast Votes:</b>	<b>160</b>	<b>82.05%</b>	<b>0</b>	<b>0.00%</b>	<b>160</b>	<b>82.05%</b>

HOSPITAL DISTRICT No. 2, COMMISSIONER POSITION 1, Vote For 1

JAN M. IVERSEN	295	52.03%	0	0.00%	295	52.03%
BOYD VEER	272	47.97%	0	0.00%	272	47.97%
Write-in (W)	0	0.00%	0	0.00%	0	0.00%
<b>Cast Votes:</b>	<b>567</b>	<b>74.41%</b>	<b>0</b>	<b>0.00%</b>	<b>567</b>	<b>74.41%</b>

PORT OF ANACORTES, COMMISSIONER DISTRICT 1, Vote For 1

RAY NIVER	314	57.61%	0	0.00%	314	57.61%
Write-in (W)	0	0.00%	0	0.00%	0	0.00%
Anni Brogan (W)	231	42.39%	0	0.00%	231	42.39%
<b>Cast Votes:</b>	<b>545</b>	<b>71.52%</b>	<b>0</b>	<b>0.00%</b>	<b>545</b>	<b>71.52%</b>

PORT OF ANACORTES, COMMISSIONER DISTRICT 2, Vote For 1

BILL SHORT	399	67.74%	0	0.00%	399	67.74%
JAMES TAYLOR	190	32.26%	0	0.00%	190	32.26%
Write-in (W)	0	0.00%	0	0.00%	0	0.00%
<b>Cast Votes:</b>	<b>589</b>	<b>77.30%</b>	<b>0</b>	<b>0.00%</b>	<b>589</b>	<b>77.30%</b>

PORT OF ANACORTES, COMMISSIONER DISTRICT 4, TWO YEAR UNEXPIRED TERM, Vote For 1

PAT D. MOONEY	419	68.69%	0	0.00%	419	68.69%
BRIAN R. WETCHER	191	31.31%	0	0.00%	191	31.31%
Write-in (W)	0	0.00%	0	0.00%	0	0.00%
<b>Cast Votes:</b>	<b>610</b>	<b>80.05%</b>	<b>0</b>	<b>0.00%</b>	<b>610</b>	<b>80.05%</b>

PORT OF ANACORTES, COMMISSIONER DISTRICT 5, Vote For 1

BARBARA D. STEPHAN	283	51.27%	0	0.00%	283	51.27%
KEITH RUBIN	269	48.73%	0	0.00%	269	48.73%
Write-in (W)	0	0.00%	0	0.00%	0	0.00%
<b>Cast Votes:</b>	<b>552</b>	<b>72.44%</b>	<b>0</b>	<b>0.00%</b>	<b>552</b>	<b>72.44%</b>


ANACORTES SCHOOL DISTRICT 103, DIRECTOR, POSITION 1, Vote For 1

MITCH EVERTON	483	100.00%	0	0.00%	483	100.00%
Write-in (W)	0	0.00%	0	0.00%	0	0.00%
<b>Cast Votes:</b>	<b>483</b>	<b>63.39%</b>	<b>0</b>	<b>0.00%</b>	<b>483</b>	<b>63.39%</b>

200511290178  
 Skagit County Auditor  
 11/29/2005 Page 72 of 290 3:04PM

Total Number of Voters : 38,599 of 60,859 = 63.42%

Party	Candidate	Early	Election	Total
<b>Precinct 119 Dewev (Ballots Cast: 762)</b>				
<b>ANACORTES SCHOOL DISTRICT 103, DIRECTOR, POSITION 2, Vote For 1</b>				
	KRIS LYTTON	260 53.61%	0 0.00%	260 53.61%
	NANCY MURPHY	225 46.39%	0 0.00%	225 46.39%
	Write-in (W)	0 0.00%	0 0.00%	0 0.00%
	Cast Votes:	485 63.65%	0 0.00%	485 63.65%



200511290178  
 Skagit County Auditor

11/29/2005 Page 73 of 290 3:04PM

Total Number of Voters : 38,599 of 60,859 = 63.42%

Party	Candidate	Early	Election	Total
-------	-----------	-------	----------	-------

**Precinct 120 Digby (Ballots Cast: 35)**

INITIATIVE MEASURE 900, Vote For 1		Early	Election	Total
Yes		19 55.88%	0 0.00%	19 55.88%
No		15 44.12%	0 0.00%	15 44.12%
Cast Votes:		34 97.14%	0 0.00%	34 97.14%

INITIATIVE MEASURE 901, Vote For 1		Early	Election	Total
Yes		23 65.71%	0 0.00%	23 65.71%
No		12 34.29%	0 0.00%	12 34.29%
Cast Votes:		35 100.00%	0 0.00%	35 100.00%

INITIATIVE MEASURE 912, Vote For 1		Early	Election	Total
Yes		21 60.00%	0 0.00%	21 60.00%
No		14 40.00%	0 0.00%	14 40.00%
Cast Votes:		35 100.00%	0 0.00%	35 100.00%

INITIATIVE MEASURE 330, Vote For 1		Early	Election	Total
Yes		19 54.29%	0 0.00%	19 54.29%
No		16 45.71%	0 0.00%	16 45.71%
Cast Votes:		35 100.00%	0 0.00%	35 100.00%

INITIATIVE MEASURE 336, Vote For 1		Early	Election	Total
Yes		14 40.00%	0 0.00%	14 40.00%
No		21 60.00%	0 0.00%	21 60.00%
Cast Votes:		35 100.00%	0 0.00%	35 100.00%

SENATE JOINT RESOLUTION 8207, Vote For 1		Early	Election	Total
Approved		22 62.86%	0 0.00%	22 62.86%
Rejected		13 37.14%	0 0.00%	13 37.14%
Cast Votes:		35 100.00%	0 0.00%	35 100.00%

FIRE DISTRICT No. 1, COMMISSIONER POSITION 1, TWO-YEAR UNEXPIRED TERM, Vote For 1		Early	Election	Total
DALE RUTAN		5 100.00%	0 0.00%	5 100.00%
Write-in (W)		0 0.00%	0 0.00%	0 0.00%
Cast Votes:		5 50.00%	0 0.00%	5 50.00%

FIRE DISTRICT No. 1, COMMISSIONER POSITION 2, Vote For 1		Early	Election	Total
ROY ANGEVINE		5 100.00%	0 0.00%	5 100.00%
Write-in (W)		0 0.00%	0 0.00%	0 0.00%
Cast Votes:		5 50.00%	0 0.00%	5 50.00%

FIRE DISTRICT No. 1, COMMISSIONER POSITION 3, FOUR YEAR UNEXPIRED TERM, Vote For 1		Early	Election	Total
DANNY WATTS		5 100.00%	0 0.00%	5 100.00%
Write-in (W)		0 0.00%	0 0.00%	0 0.00%
Cast Votes:		5 50.00%	0 0.00%	5 50.00%

FIRE DISTRICT No. 9, COMMISSIONER POSITION 2, Vote For 1		Early	Election	Total
D. BRUCE THOMSON		23 100.00%	0 0.00%	23 100.00%
Write-in (W)		0 0.00%	0 0.00%	0 0.00%
Cast Votes:		23 92.00%	0 0.00%	23 92.00%



200511290178  
 Skagit County Auditor

11/29/2005 Page 74 of 290 3:04PM

Total Number of Voters : 38,599 of 60,859 = 63.42%

Party	Candidate	Early	Election	Total
-------	-----------	-------	----------	-------

**Precinct 120 Diqby (Ballots Cast: 35)**

HOSPITAL DISTRICT No. 1, COMMISSIONER POSITION 3, Vote For 1							
STAN OLSON		30	100.00%	0	0.00%	30	100.00%
Write-in (W)		0	0.00%	0	0.00%	0	0.00%
Cast Votes:		30	85.71%	0	0.00%	30	85.71%
HOSPITAL DISTRICT No. 1, COMMISSIONER POSITION 5, Vote For 1							
CLARK D. TODD		20	62.50%	0	0.00%	20	62.50%
MATTHEW HALLIDAY		12	37.50%	0	0.00%	12	37.50%
Write-in (W)		0	0.00%	0	0.00%	0	0.00%
Cast Votes:		32	91.43%	0	0.00%	32	91.43%
PORT OF SKAGIT, COMMISSIONER DISTRICT 2, Vote For 1							
JERRY KAUFMAN		29	100.00%	0	0.00%	29	100.00%
Write-in (W)		0	0.00%	0	0.00%	0	0.00%
Cast Votes:		29	82.86%	0	0.00%	29	82.86%
MOUNT VERNON SCHOOL DISTRICT 320, DIRECTOR DISTRICT 4, Vote For 1							
LUANNE GORDON BURKHART		27	100.00%	0	0.00%	27	100.00%
Write-in (W)		0	0.00%	0	0.00%	0	0.00%
Cast Votes:		27	77.14%	0	0.00%	27	77.14%
MOUNT VERNON SCHOOL DISTRICT 320, DIRECTOR DISTRICT 5, Vote For 1							
DIANA LOPEZ		6	19.35%	0	0.00%	6	19.35%
CHARLES GUILDNER		25	80.65%	0	0.00%	25	80.65%
Write-in (W)		0	0.00%	0	0.00%	0	0.00%
Cast Votes:		31	88.57%	0	0.00%	31	88.57%



200511290178  
 Skagit County Auditor

11/29/2005 Page 75 of 290 3:04PM

2005 General Election

Precinct Report — Official  
OFFICIAL BALLOT — SKAGIT COUNTY, WASHINGTON — November 08, 2005

Page 39 of 253

11/29/2005 12:17 PM

Precincts Reporting 116 of 116 = 100.00%

Total Number of Voters : 38,599 of 60,859 = 63.42%

Party	Candidate	Early	Election	Total
-------	-----------	-------	----------	-------

Precinct 121 Ddqe VIIy (Ballots Cast: 181)

INITIATIVE MEASURE 900, Vote For 1

Yes	77	45.03%	0	0.00%	77	45.03%
No	94	54.97%	0	0.00%	94	54.97%
<b>Cast Votes:</b>	<b>171</b>	<b>94.48%</b>	<b>0</b>	<b>0.00%</b>	<b>171</b>	<b>94.48%</b>

INITIATIVE MEASURE 901, Vote For 1

Yes	123	68.33%	0	0.00%	123	68.33%
No	57	31.67%	0	0.00%	57	31.67%
<b>Cast Votes:</b>	<b>180</b>	<b>99.45%</b>	<b>0</b>	<b>0.00%</b>	<b>180</b>	<b>99.45%</b>

INITIATIVE MEASURE 912, Vote For 1

Yes	79	44.63%	0	0.00%	79	44.63%
No	98	55.37%	0	0.00%	98	55.37%
<b>Cast Votes:</b>	<b>177</b>	<b>97.79%</b>	<b>0</b>	<b>0.00%</b>	<b>177</b>	<b>97.79%</b>

INITIATIVE MEASURE 330, Vote For 1

Yes	81	45.25%	0	0.00%	81	45.25%
No	98	54.75%	0	0.00%	98	54.75%
<b>Cast Votes:</b>	<b>179</b>	<b>98.90%</b>	<b>0</b>	<b>0.00%</b>	<b>179</b>	<b>98.90%</b>

INITIATIVE MEASURE 336, Vote For 1

Yes	67	37.64%	0	0.00%	67	37.64%
No	111	62.36%	0	0.00%	111	62.36%
<b>Cast Votes:</b>	<b>178</b>	<b>98.34%</b>	<b>0</b>	<b>0.00%</b>	<b>178</b>	<b>98.34%</b>

SENATE JOINT RESOLUTION 8207, Vote For 1

Approved	113	70.63%	0	0.00%	113	70.63%
Rejected	47	29.38%	0	0.00%	47	29.38%
<b>Cast Votes:</b>	<b>160</b>	<b>88.40%</b>	<b>0</b>	<b>0.00%</b>	<b>160</b>	<b>88.40%</b>

CEMETERY DISTRICT No. 1 COMMISSIONER, Vote For 1

DAVID DENTON	150	100.00%	0	0.00%	150	100.00%
Write-in (W)	0	0.00%	0	0.00%	0	0.00%
<b>Cast Votes:</b>	<b>150</b>	<b>87.72%</b>	<b>0</b>	<b>0.00%</b>	<b>150</b>	<b>87.72%</b>

FIRE DISTRICT No. 2, COMMISSIONER POSITION 2, Vote For 1

MICHAEL L. MADLUNG	29	100.00%	0	0.00%	29	100.00%
Write-in (W)	0	0.00%	0	0.00%	0	0.00%
<b>Cast Votes:</b>	<b>29</b>	<b>76.32%</b>	<b>0</b>	<b>0.00%</b>	<b>29</b>	<b>76.32%</b>

FIRE DISTRICT No. 13, COMMISSIONER POSITION 2, Vote For 1

WOOD WEISS	58	46.40%	0	0.00%	58	46.40%
CHARLES (CHUCK) HEDLUND	67	53.60%	0	0.00%	67	53.60%
Write-in (W)	0	0.00%	0	0.00%	0	0.00%
<b>Cast Votes:</b>	<b>125</b>	<b>93.98%</b>	<b>0</b>	<b>0.00%</b>	<b>125</b>	<b>93.98%</b>



200511290178  
Skagit County Auditor

11/29/2005 Page 76 of 290 3:04PM



Total Number of Voters : 38,599 of 60,859 = 63.42%

Party	Candidate	Early	Election	Total
-------	-----------	-------	----------	-------

Precinct 121 Ddqe VIIv (Ballots Cast: 181)

PORT OF SKAGIT, COMMISSIONER DISTRICT 2, Vote For 1							
	JERRY KAUFMAN	147	100.00%	0	0.00%	147	100.00%
	Write-in (W)	0	0.00%	0	0.00%	0	0.00%
	Cast Votes:	147	81.22%	0	0.00%	147	81.22%
LA CONNER SCHOOL DISTRICT 311, DIRECTOR DISTRICT 3, Vote For 1							
	WENDY POULTON	141	100.00%	0	0.00%	141	100.00%
	Write-in (W)	0	0.00%	0	0.00%	0	0.00%
	Cast Votes:	141	77.90%	0	0.00%	141	77.90%
LA CONNER SCHOOL DISTRICT 311, DIRECTOR DISTRICT 5, Vote For 1							
	DAVID B. HEDLIN	157	100.00%	0	0.00%	157	100.00%
	Write-in (W)	0	0.00%	0	0.00%	0	0.00%
	Cast Votes:	157	86.74%	0	0.00%	157	86.74%



200511290178  
 Skagit County Auditor

2005 General Election

Precinct Report — Official  
 OFFICIAL BALLOT — SKAGIT COUNTY, WASHINGTON — November 08, 2005

Total Number of Voters : 38,599 of 60,859 = 63.42%

Party	Candidate	Early	Election	Total
<b>Precinct 122 Edison (Ballots Cast: 251)</b>				
<b>INITIATIVE MEASURE 900, Vote For 1</b>				
	Yes	113 47.68%	0 0.00%	113 47.68%
	No	124 52.32%	0 0.00%	124 52.32%
	<b>Cast Votes:</b>	<b>237 94.42%</b>	<b>0 0.00%</b>	<b>237 94.42%</b>
<b>INITIATIVE MEASURE 901, Vote For 1</b>				
	Yes	161 64.66%	0 0.00%	161 64.66%
	No	88 35.34%	0 0.00%	88 35.34%
	<b>Cast Votes:</b>	<b>249 99.20%</b>	<b>0 0.00%</b>	<b>249 99.20%</b>
<b>INITIATIVE MEASURE 912, Vote For 1</b>				
	Yes	127 51.21%	0 0.00%	127 51.21%
	No	121 48.79%	0 0.00%	121 48.79%
	<b>Cast Votes:</b>	<b>248 98.80%</b>	<b>0 0.00%</b>	<b>248 98.80%</b>
<b>INITIATIVE MEASURE 330, Vote For 1</b>				
	Yes	126 51.85%	0 0.00%	126 51.85%
	No	117 48.15%	0 0.00%	117 48.15%
	<b>Cast Votes:</b>	<b>243 96.81%</b>	<b>0 0.00%</b>	<b>243 96.81%</b>
<b>INITIATIVE MEASURE 336, Vote For 1</b>				
	Yes	82 33.74%	0 0.00%	82 33.74%
	No	161 66.26%	0 0.00%	161 66.26%
	<b>Cast Votes:</b>	<b>243 96.81%</b>	<b>0 0.00%</b>	<b>243 96.81%</b>
<b>SENATE JOINT RESOLUTION 8207, Vote For 1</b>				
	Approved	140 62.50%	0 0.00%	140 62.50%
	Rejected	84 37.50%	0 0.00%	84 37.50%
	<b>Cast Votes:</b>	<b>224 89.24%</b>	<b>0 0.00%</b>	<b>224 89.24%</b>
<b>CEMETERY DISTRICT No. 4 COMMISSIONER, Vote For 1</b>				
	CURT M. DANILSON	157 100.00%	0 0.00%	157 100.00%
	Write-in (W)	0 0.00%	0 0.00%	0 0.00%
	<b>Cast Votes:</b>	<b>157 62.55%</b>	<b>0 0.00%</b>	<b>157 62.55%</b>
<b>FIRE DISTRICT No. 5, COMMISSIONER POSITION 3, Vote For 1</b>				
	JOLYNN "JL" WOODBURY	156 100.00%	0 0.00%	156 100.00%
	Write-in (W)	0 0.00%	0 0.00%	0 0.00%
	<b>Cast Votes:</b>	<b>156 62.15%</b>	<b>0 0.00%</b>	<b>156 62.15%</b>
<b>HOSPITAL DISTRICT No. 304, COMMISSIONER POSITION 2, Vote For 1</b>				
	CHUCK RUHL	153 100.00%	0 0.00%	153 100.00%
	Write-in (W)	0 0.00%	0 0.00%	0 0.00%
	<b>Cast Votes:</b>	<b>153 60.96%</b>	<b>0 0.00%</b>	<b>153 60.96%</b>
<b>HOSPITAL DISTRICT No. 304, COMMISSIONER POSITION 4, Vote For 1</b>				
	DANIEL H. GARCIA	151 100.00%	0 0.00%	151 100.00%
	Write-in (W)	0 0.00%	0 0.00%	0 0.00%
	<b>Cast Votes:</b>	<b>151 60.16%</b>	<b>0 0.00%</b>	<b>151 60.16%</b>



200511290178  
 Skagit County Auditor

11/29/2005 Page 78 of 290 3:04PM

Total Number of Voters : 38,599 of 60,859 = 63.42%

Party	Candidate	Early	Election	Total
-------	-----------	-------	----------	-------

**Precinct 122 Edison (Ballots Cast: 251)**

**HOSPITAL DISTRICT No. 304, COMMISSIONER POSITION 5, TWO YEAR UNEXPIRED TERM, Vote For 1**

ROBERT M. STANLEY	147	100.00%	0	0.00%	147	100.00%
Write-in (W)	0	0.00%	0	0.00%	0	0.00%
<b>Cast Votes:</b>	<b>147</b>	<b>58.57%</b>	<b>0</b>	<b>0.00%</b>	<b>147</b>	<b>58.57%</b>

**PORT OF ANACORTES, COMMISSIONER DISTRICT 1, Vote For 1**

RAY NIVER	7	63.64%	0	0.00%	7	63.64%
Write-in (W)	0	0.00%	0	0.00%	0	0.00%
Anni Brogan (W)	4	36.36%	0	0.00%	4	36.36%
<b>Cast Votes:</b>	<b>11</b>	<b>55.00%</b>	<b>0</b>	<b>0.00%</b>	<b>11</b>	<b>55.00%</b>

**PORT OF ANACORTES, COMMISSIONER DISTRICT 2, Vote For 1**

BILL SHORT	7	70.00%	0	0.00%	7	70.00%
JAMES TAYLOR	3	30.00%	0	0.00%	3	30.00%
Write-in (W)	0	0.00%	0	0.00%	0	0.00%
<b>Cast Votes:</b>	<b>10</b>	<b>50.00%</b>	<b>0</b>	<b>0.00%</b>	<b>10</b>	<b>50.00%</b>

**PORT OF ANACORTES, COMMISSIONER DISTRICT 4, TWO YEAR UNEXPIRED TERM, Vote For 1**

PAT D. MOONEY	9	90.00%	0	0.00%	9	90.00%
BRIAN R. WETCHER	1	10.00%	0	0.00%	1	10.00%
Write-in (W)	0	0.00%	0	0.00%	0	0.00%
<b>Cast Votes:</b>	<b>10</b>	<b>50.00%</b>	<b>0</b>	<b>0.00%</b>	<b>10</b>	<b>50.00%</b>

**PORT OF ANACORTES, COMMISSIONER DISTRICT 5, Vote For 1**

BARBARA D. STEPHAN	3	25.00%	0	0.00%	3	25.00%
KEITH RUBIN	9	75.00%	0	0.00%	9	75.00%
Write-in (W)	0	0.00%	0	0.00%	0	0.00%
<b>Cast Votes:</b>	<b>12</b>	<b>60.00%</b>	<b>0</b>	<b>0.00%</b>	<b>12</b>	<b>60.00%</b>

**PORT OF SKAGIT, COMMISSIONER DISTRICT 2, Vote For 1**

JERRY KAUFMAN	154	100.00%	0	0.00%	154	100.00%
Write-in (W)	0	0.00%	0	0.00%	0	0.00%
<b>Cast Votes:</b>	<b>154</b>	<b>66.67%</b>	<b>0</b>	<b>0.00%</b>	<b>154</b>	<b>66.67%</b>

**BURLINGTON-EDISON SCHOOL DISTRICT 100, DIRECTOR DISTRICT 2, Vote For 1**

MIKE DYNES	131	66.84%	0	0.00%	131	66.84%
GERALDINE (GERI) HOFER	65	33.16%	0	0.00%	65	33.16%
Write-in (W)	0	0.00%	0	0.00%	0	0.00%
<b>Cast Votes:</b>	<b>196</b>	<b>78.09%</b>	<b>0</b>	<b>0.00%</b>	<b>196</b>	<b>78.09%</b>

**BURLINGTON-EDISON SCHOOL DISTRICT 100, DIRECTOR DISTRICT 5, Vote For 1**

DICK SPINK	158	100.00%	0	0.00%	158	100.00%
Write-in (W)	0	0.00%	0	0.00%	0	0.00%
<b>Cast Votes:</b>	<b>158</b>	<b>62.95%</b>	<b>0</b>	<b>0.00%</b>	<b>158</b>	<b>62.95%</b>

200511290178  
 Skagit County Auditor  
 11/29/2005 Page 79 of 290 3:04PM

2005 General Election


Precinct Report — Official  
OFFICIAL BALLOT — SKAGIT COUNTY, WASHINGTON — November 08, 2005

Total Number of Voters : 38,599 of 60,859 = 63.42%

Party	Candidate	Early	Election	Total
-------	-----------	-------	----------	-------

Precinct 124 Fir (Ballots Cast: 183)

<b>INITIATIVE MEASURE 900, Vote For 1</b>					
Yes		73	42.94%	0 0.00%	73 42.94%
No		97	57.06%	0 0.00%	97 57.06%
Cast Votes:		170	92.90%	0 0.00%	170 92.90%
<b>INITIATIVE MEASURE 901, Vote For 1</b>					
Yes		109	60.56%	0 0.00%	109 60.56%
No		71	39.44%	0 0.00%	71 39.44%
Cast Votes:		180	98.36%	0 0.00%	180 98.36%
<b>INITIATIVE MEASURE 912, Vote For 1</b>					
Yes		68	37.57%	0 0.00%	68 37.57%
No		113	62.43%	0 0.00%	113 62.43%
Cast Votes:		181	98.91%	0 0.00%	181 98.91%
<b>INITIATIVE MEASURE 330, Vote For 1</b>					
Yes		91	51.12%	0 0.00%	91 51.12%
No		87	48.88%	0 0.00%	87 48.88%
Cast Votes:		178	97.27%	0 0.00%	178 97.27%
<b>INITIATIVE MEASURE 336, Vote For 1</b>					
Yes		53	30.29%	0 0.00%	53 30.29%
No		122	69.71%	0 0.00%	122 69.71%
Cast Votes:		175	95.63%	0 0.00%	175 95.63%
<b>SENATE JOINT RESOLUTION 8207, Vote For 1</b>					
Approved		117	74.05%	0 0.00%	117 74.05%
Rejected		41	25.95%	0 0.00%	41 25.95%
Cast Votes:		158	86.34%	0 0.00%	158 86.34%
<b>CEMETERY DISTRICT No. 1 COMMISSIONER, Vote For 1</b>					
DAVID DENTON		125	100.00%	0 0.00%	125 100.00%
Write-in (W)		0	0.00%	0 0.00%	0 0.00%
Cast Votes:		125	68.31%	0 0.00%	125 68.31%
<b>FIRE DISTRICT No. 3, COMMISSIONER POSITION 1, TWO-YEAR UNEXPIRED TERM, Vote For 1</b>					
DAN C. SNEVA		130	100.00%	0 0.00%	130 100.00%
Write-in (W)		0	0.00%	0 0.00%	0 0.00%
Cast Votes:		130	71.04%	0 0.00%	130 71.04%
<b>FIRE DISTRICT No. 3, COMMISSIONER POSITION 2, Vote For 1</b>					
EDWARD KEMPER		45	43.69%	0 0.00%	45 43.69%
KARL STADLER		58	56.31%	0 0.00%	58 56.31%
Write-in (W)		0	0.00%	0 0.00%	0 0.00%
Cast Votes:		103	56.28%	0 0.00%	103 56.28%

  
 200511290178  
 Skagit County Auditor  
 11/29/2005 Page 80 of 290 3:04PM

Total Number of Voters : 38,599 of 60,859 = 63.42%

Party	Candidate	Early	Election	Total
-------	-----------	-------	----------	-------

**Precinct 124 Fir (Ballots Cast: 183)**

**HOSPITAL DISTRICT No. 1, COMMISSIONER POSITION 3, Vote For 1**

STAN OLSON	126	100.00%	0	0.00%	126	100.00%
Write-in (W)	0	0.00%	0	0.00%	0	0.00%
<b>Cast Votes:</b>	<b>126</b>	<b>75.90%</b>	<b>0</b>	<b>0.00%</b>	<b>126</b>	<b>75.90%</b>

**HOSPITAL DISTRICT No. 1, COMMISSIONER POSITION 5, Vote For 1**

CLARK D. TODD	59	57.28%	0	0.00%	59	57.28%
MATTHEW HALLIDAY	44	42.72%	0	0.00%	44	42.72%
Write-in (W)	0	0.00%	0	0.00%	0	0.00%
<b>Cast Votes:</b>	<b>103</b>	<b>62.05%</b>	<b>0</b>	<b>0.00%</b>	<b>103</b>	<b>62.05%</b>

**PORT OF SKAGIT, COMMISSIONER DISTRICT 2, Vote For 1**


JERRY KAUFMAN	126	100.00%	0	0.00%	126	100.00%
Write-in (W)	0	0.00%	0	0.00%	0	0.00%
<b>Cast Votes:</b>	<b>126</b>	<b>68.85%</b>	<b>0</b>	<b>0.00%</b>	<b>126</b>	<b>68.85%</b>

**CONWAY SCHOOL DISTRICT 317, DIRECTOR, POSITION 2, SHORT/FULL TERM, Vote For 1**

RON HOUSH	125	100.00%	0	0.00%	125	100.00%
Write-in (W)	0	0.00%	0	0.00%	0	0.00%
<b>Cast Votes:</b>	<b>125</b>	<b>68.31%</b>	<b>0</b>	<b>0.00%</b>	<b>125</b>	<b>68.31%</b>

**CONWAY SCHOOL DISTRICT 317, DIRECTOR, POSITION 3, Vote For 1**

DIANE ROBERTSON	126	100.00%	0	0.00%	126	100.00%
Write-in (W)	0	0.00%	0	0.00%	0	0.00%
<b>Cast Votes:</b>	<b>126</b>	<b>68.85%</b>	<b>0</b>	<b>0.00%</b>	<b>126</b>	<b>68.85%</b>

  
 200511290178  
 Skagit County Auditor  
 81 of 290  
 11/29/2005 Page 81 of 290  
 3:04PM

2005 General Election

Precinct Report — Official  
 OFFICIAL BALLOT — SKAGIT COUNTY, WASHINGTON — November 08, 2005


Total Number of Voters : 38,599 of 60,859 = 63.42%

Precincts Reporting 116 of 116 = 100.00%

Party	Candidate	Early	Election	Total
-------	-----------	-------	----------	-------

Precinct 125 FruitDale (Ballots Cast: 481)

<b>INITIATIVE MEASURE 900, Vote For 1</b>							
Yes		244	53.04%	0	0.00%	244	53.04%
No		216	46.96%	0	0.00%	216	46.96%
Cast Votes:		460	95.63%	0	0.00%	460	95.63%
<b>INITIATIVE MEASURE 901, Vote For 1</b>							
Yes		240	50.42%	0	0.00%	240	50.42%
No		236	49.58%	0	0.00%	236	49.58%
Cast Votes:		476	98.96%	0	0.00%	476	98.96%
<b>INITIATIVE MEASURE 912, Vote For 1</b>							
Yes		272	57.63%	0	0.00%	272	57.63%
No		200	42.37%	0	0.00%	200	42.37%
Cast Votes:		472	98.13%	0	0.00%	472	98.13%
<b>INITIATIVE MEASURE 330, Vote For 1</b>							
Yes		257	54.33%	0	0.00%	257	54.33%
No		216	45.67%	0	0.00%	216	45.67%
Cast Votes:		473	98.34%	0	0.00%	473	98.34%
<b>INITIATIVE MEASURE 336, Vote For 1</b>							
Yes		177	37.50%	0	0.00%	177	37.50%
No		295	62.50%	0	0.00%	295	62.50%
Cast Votes:		472	98.13%	0	0.00%	472	98.13%
<b>SENATE JOINT RESOLUTION 8207, Vote For 1</b>							
Approved		266	60.87%	0	0.00%	266	60.87%
Rejected		171	39.13%	0	0.00%	171	39.13%
Cast Votes:		437	90.85%	0	0.00%	437	90.85%
<b>FIRE DISTRICT No. 8, COMMISSIONER POSITION 2, Vote For 1</b>							
JOHN E. RUTHFORD JR.		356	100.00%	0	0.00%	356	100.00%
Write-in (W)		0	0.00%	0	0.00%	0	0.00%
Cast Votes:		356	74.01%	0	0.00%	356	74.01%
<b>HOSPITAL DISTRICT No. 304, COMMISSIONER POSITION 2, Vote For 1</b>							
CHUCK RUHL		353	100.00%	0	0.00%	353	100.00%
Write-in (W)		0	0.00%	0	0.00%	0	0.00%
Cast Votes:		353	73.39%	0	0.00%	353	73.39%
<b>HOSPITAL DISTRICT No. 304, COMMISSIONER POSITION 4, Vote For 1</b>							
DANIEL H. GARCIA		344	100.00%	0	0.00%	344	100.00%
Write-in (W)		0	0.00%	0	0.00%	0	0.00%
Cast Votes:		344	71.52%	0	0.00%	344	71.52%
<b>HOSPITAL DISTRICT No. 304, COMMISSIONER POSITION 5, TWO YEAR UNEXPIRED TERM, Vote For 1</b>							
ROBERT M. STANLEY		341	100.00%	0	0.00%	341	100.00%
Write-in (W)		0	0.00%	0	0.00%	0	0.00%
Cast Votes:		341	70.89%	0	0.00%	341	70.89%




200511290178  
 Skagit County Auditor

11/29/2005 Page 82 of 280 3:04PM

Total Number of Voters : 38,599 of 60,859 = 63.42%

Party	Candidate	Early	Election	Total
<b>Precinct 125 FruitDale (Ballots Cast: 481)</b>				
<b>PORT OF SKAGIT, COMMISSIONER DISTRICT 2, Vote For 1</b>				
	JERRY KAUFMAN	343 100.00%	0 0.00%	343 100.00%
	Write-in (W)	0 0.00%	0 0.00%	0 0.00%
	Cast Votes:	343 71.31%	0 0.00%	343 71.31%
<b>SEDRO-WOLLEY SCHOOL DISTRICT 101, DIRECTOR DISTRICT 1, Vote For 1</b>				
	JIM KALLIO	357 100.00%	0 0.00%	357 100.00%
	Write-in (W)	0 0.00%	0 0.00%	0 0.00%
	Cast Votes:	357 74.22%	0 0.00%	357 74.22%
<b>SEDRO-WOLLEY SCHOOL DISTRICT 101, DIRECTOR DISTRICT 4, Vote For 1</b>				
	DAVID L. CARROLL	354 100.00%	0 0.00%	354 100.00%
	Write-in (W)	0 0.00%	0 0.00%	0 0.00%
	Cast Votes:	354 73.60%	0 0.00%	354 73.60%
<b>SEDRO-WOLLEY SCHOOL DISTRICT 101, DIRECTOR DISTRICT 5, Vote For 1</b>				
	MIKE JANICKI	363 100.00%	0 0.00%	363 100.00%
	Write-in (W)	0 0.00%	0 0.00%	0 0.00%
	Cast Votes:	363 75.47%	0 0.00%	363 75.47%



200511290178  
 Skagit County Auditor

2005 General Election

Precinct Report — Official  
 OFFICIAL BALLOT — SKAGIT COUNTY, WASHINGTON — November 08, 2005

Page 47 of 253

11/29/2005 12:17 PM

Precincts Reporting 116 of 116 = 100.00%

Total Number of Voters : 38,599 of 60,859 = 63.42%

Party	Candidate	Early	Election	Total
-------	-----------	-------	----------	-------

Precinct 126 Gear (Ballots Cast: 456)

INITIATIVE MEASURE 900, Vote For 1		Early	Election	Total
Yes		257 58.68%	0 0.00%	257 58.68%
No		181 41.32%	0 0.00%	181 41.32%
Cast Votes:		438 96.05%	0 0.00%	438 96.05%

INITIATIVE MEASURE 901, Vote For 1		Early	Election	Total
Yes		251 55.65%	0 0.00%	251 55.65%
No		200 44.35%	0 0.00%	200 44.35%
Cast Votes:		451 98.90%	0 0.00%	451 98.90%

INITIATIVE MEASURE 912, Vote For 1		Early	Election	Total
Yes		269 60.59%	0 0.00%	269 60.59%
No		175 39.41%	0 0.00%	175 39.41%
Cast Votes:		444 97.37%	0 0.00%	444 97.37%

INITIATIVE MEASURE 330, Vote For 1		Early	Election	Total
Yes		243 54.24%	0 0.00%	243 54.24%
No		205 45.76%	0 0.00%	205 45.76%
Cast Votes:		448 98.25%	0 0.00%	448 98.25%


INITIATIVE MEASURE 336, Vote For 1		Early	Election	Total
Yes		156 35.06%	0 0.00%	156 35.06%
No		289 64.94%	0 0.00%	289 64.94%
Cast Votes:		445 97.59%	0 0.00%	445 97.59%

SENATE JOINT RESOLUTION 8207, Vote For 1		Early	Election	Total
Approved		260 64.84%	0 0.00%	260 64.84%
Rejected		141 35.16%	0 0.00%	141 35.16%
Cast Votes:		401 87.94%	0 0.00%	401 87.94%

FIRE DISTRICT No. 6, COMMISSIONER POSITION 1, TWO YEAR UNEXPIRED TERM, Vote For 1		Early	Election	Total
GREG NELSON		334 100.00%	0 0.00%	334 100.00%
Write-in (W)		0 0.00%	0 0.00%	0 0.00%
Cast Votes:		334 73.25%	0 0.00%	334 73.25%

FIRE DISTRICT No. 6, COMMISSIONER POSITION 2, Vote For 1		Early	Election	Total
JACK E. SHELTON		181 50.00%	0 0.00%	181 50.00%
RICHARD D. WHALEN		181 50.00%	0 0.00%	181 50.00%
Write-in (W)		0 0.00%	0 0.00%	0 0.00%
Cast Votes:		362 79.39%	0 0.00%	362 79.39%

HOSPITAL DISTRICT No. 304, COMMISSIONER POSITION 2, Vote For 1		Early	Election	Total
CHUCK RUHL		324 100.00%	0 0.00%	324 100.00%
Write-in (W)		0 0.00%	0 0.00%	0 0.00%
Cast Votes:		324 71.05%	0 0.00%	324 71.05%



200511290178

Skagit County Auditor

11/29/2005 Page 84 of 280 3:04PM



Total Number of Voters : 38,599 of 60,859 = 63.42%

Party	Candidate	Early	Election	Total
-------	-----------	-------	----------	-------

**Precinct 126 Gear (Ballots Cast: 456)**

<b>HOSPITAL DISTRICT No. 304, COMMISSIONER POSITION 4, Vote For 1</b>					
	DANIEL H. GARCIA	317	100.00%	0 0.00%	317 100.00%
	Write-in (W)	0	0.00%	0 0.00%	0 0.00%
	Cast Votes:	317	69.52%	0 0.00%	317 69.52%
<b>HOSPITAL DISTRICT No. 304, COMMISSIONER POSITION 5, TWO YEAR UNEXPIRED TERM, Vote For 1</b>					
	ROBERT M. STANLEY	323	100.00%	0 0.00%	323 100.00%
	Write-in (W)	0	0.00%	0 0.00%	0 0.00%
	Cast Votes:	323	70.83%	0 0.00%	323 70.83%
<b>PORT OF SKAGIT, COMMISSIONER DISTRICT 2, Vote For 1</b>					
	JERRY KAUFMAN	325	100.00%	0 0.00%	325 100.00%
	Write-in (W)	0	0.00%	0 0.00%	0 0.00%
	Cast Votes:	325	71.27%	0 0.00%	325 71.27%
<b>BURLINGTON-EDISON SCHOOL DISTRICT 100, DIRECTOR DISTRICT 2, Vote For 1</b>					
	MIKE DYNES	269	73.10%	0 0.00%	269 73.10%
	GERALDINE (GERI) HOFER	99	26.90%	0 0.00%	99 26.90%
	Write-in (W)	0	0.00%	0 0.00%	0 0.00%
	Cast Votes:	368	80.70%	0 0.00%	368 80.70%
<b>BURLINGTON-EDISON SCHOOL DISTRICT 100, DIRECTOR DISTRICT 5, Vote For 1</b>					
	DICK SPINK	322	100.00%	0 0.00%	322 100.00%
	Write-in (W)	0	0.00%	0 0.00%	0 0.00%
	Cast Votes:	322	70.61%	0 0.00%	322 70.61%


11/29/2005 Page 85 of 290 3:04PM  
 Skagit County Auditor  
 200511290178

2005 General Election

Precinct Report — Official  
 OFFICIAL BALLOT — SKAGIT COUNTY, WASHINGTON — November 08, 2005

Total Number of Voters : 38,599 of 60,859 = 63.42%

Party	Candidate	Early	Election	Total
<b>Precinct 127 Guemes (Ballots Cast: 434)</b>				
<b>INITIATIVE MEASURE 900, Vote For 1</b>				
	Yes	260 63.41%	0 0.00%	260 63.41%
	No	150 36.59%	0 0.00%	150 36.59%
	Cast Votes:	410 94.47%	0 0.00%	410 94.47%
<b>INITIATIVE MEASURE 901, Vote For 1</b>				
	Yes	297 70.05%	0 0.00%	297 70.05%
	No	127 29.95%	0 0.00%	127 29.95%
	Cast Votes:	424 97.70%	0 0.00%	424 97.70%
<b>INITIATIVE MEASURE 912, Vote For 1</b>				
	Yes	160 38.28%	0 0.00%	160 38.28%
	No	258 61.72%	0 0.00%	258 61.72%
	Cast Votes:	418 96.31%	0 0.00%	418 96.31%
<b>INITIATIVE MEASURE 330, Vote For 1</b>				
	Yes	168 40.29%	0 0.00%	168 40.29%
	No	249 59.71%	0 0.00%	249 59.71%
	Cast Votes:	417 96.08%	0 0.00%	417 96.08%
<b>INITIATIVE MEASURE 336, Vote For 1</b>				
	Yes	167 41.34%	0 0.00%	167 41.34%
	No	237 58.66%	0 0.00%	237 58.66%
	Cast Votes:	404 93.09%	0 0.00%	404 93.09%
<b>SENATE JOINT RESOLUTION 8207, Vote For 1</b>				
	Approved	288 76.39%	0 0.00%	288 76.39%
	Rejected	89 23.61%	0 0.00%	89 23.61%
	Cast Votes:	377 86.87%	0 0.00%	377 86.87%
<b>CEMETERY DISTRICT No. 3 COMMISSIONER, Vote For 1</b>				
	DIXON C ELDER	348 100.00%	0 0.00%	348 100.00%
	Write-in (W)	0 0.00%	0 0.00%	0 0.00%
	Cast Votes:	348 81.69%	0 0.00%	348 81.69%
<b>FIRE DISTRICT No. 17, COMMISSIONER POSITION 2, Vote For 1</b>				
	JACK FEES	207 60.00%	0 0.00%	207 60.00%
	TOM CHURCHILL	138 40.00%	0 0.00%	138 40.00%
	Write-in (W)	0 0.00%	0 0.00%	0 0.00%
	Cast Votes:	345 80.99%	0 0.00%	345 80.99%
<b>HOSPITAL DISTRICT No. 2, COMMISSIONER POSITION 1, Vote For 1</b>				
	JAN M. IVERSEN	340 83.13%	0 0.00%	340 83.13%
	BOYD VEER	69 16.87%	0 0.00%	69 16.87%
	Write-in (W)	0 0.00%	0 0.00%	0 0.00%
	Cast Votes:	409 94.24%	0 0.00%	409 94.24%




200511290178  
 Skagit County Auditor

11/29/2005 Page 86 of 290 3:04PM

Total Number of Voters : 38,599 of 60,859 = 63.42%

Party	Candidate	Early	Election	Total
<b>Precinct 127 Guemes (Ballots Cast: 434)</b>				
<b>PORT OF ANACORTES, COMMISSIONER DISTRICT 1, Vote For 1</b>				
	RAY NIVER	174 53.05%	0 0.00%	174 53.05%
	Write-in (W)	0 0.00%	0 0.00%	0 0.00%
	Anni Brogan (W)	154 46.95%	0 0.00%	154 46.95%
	Cast Votes:	328 75.58%	0 0.00%	328 75.58%
<b>PORT OF ANACORTES, COMMISSIONER DISTRICT 2, Vote For 1</b>				
	BILL SHORT	166 48.40%	0 0.00%	166 48.40%
	JAMES TAYLOR	177 51.60%	0 0.00%	177 51.60%
	Write-in (W)	0 0.00%	0 0.00%	0 0.00%
	Cast Votes:	343 79.03%	0 0.00%	343 79.03%
<b>PORT OF ANACORTES, COMMISSIONER DISTRICT 4, TWO YEAR UNEXPIRED TERM, Vote For 1</b>				
	PAT D. MOONEY	191 53.35%	0 0.00%	191 53.35%
	BRIAN R. WETCHER	167 46.65%	0 0.00%	167 46.65%
	Write-in (W)	0 0.00%	0 0.00%	0 0.00%
	Cast Votes:	358 82.49%	0 0.00%	358 82.49%
<b>PORT OF ANACORTES, COMMISSIONER DISTRICT 5, Vote For 1</b>				
	BARBARA D. STEPHAN	130 40.88%	0 0.00%	130 40.88%
	KEITH RUBIN	188 59.12%	0 0.00%	188 59.12%
	Write-in (W)	0 0.00%	0 0.00%	0 0.00%
	Cast Votes:	318 73.27%	0 0.00%	318 73.27%
<b>ANACORTES SCHOOL DISTRICT 103, DIRECTOR, POSITION 1, Vote For 1</b>				
	MITCH EVERTON	246 100.00%	0 0.00%	246 100.00%
	Write-in (W)	0 0.00%	0 0.00%	0 0.00%
	Cast Votes:	246 56.68%	0 0.00%	246 56.68%
<b>ANACORTES SCHOOL DISTRICT 103, DIRECTOR, POSITION 2, Vote For 1</b>				
	KRIS LYTTON	174 61.70%	0 0.00%	174 61.70%
	NANCY MURPHY	108 38.30%	0 0.00%	108 38.30%
	Write-in (W)	0 0.00%	0 0.00%	0 0.00%
	Cast Votes:	282 64.98%	0 0.00%	282 64.98%



11/29/2005 Page 87 of 290 3:04PM

2005 General Election

Precinct Report — Official  
OFFICIAL BALLOT — SKAGIT COUNTY, WASHINGTON — November 08, 2005

Total Number of Voters : 38,599 of 60,859 = 63.42%

Party	Candidate	Early	Election	Total
-------	-----------	-------	----------	-------

Precinct 128 Hamburg (Ballots Cast: 197)

INITIATIVE MEASURE 900, Vote For 1

Yes	80	43.01%	0	0.00%	80	43.01%
No	106	56.99%	0	0.00%	106	56.99%
<b>Cast Votes:</b>	<b>186</b>	<b>94.42%</b>	<b>0</b>	<b>0.00%</b>	<b>186</b>	<b>94.42%</b>

INITIATIVE MEASURE 901, Vote For 1

Yes	136	69.39%	0	0.00%	136	69.39%
No	60	30.61%	0	0.00%	60	30.61%
<b>Cast Votes:</b>	<b>196</b>	<b>99.49%</b>	<b>0</b>	<b>0.00%</b>	<b>196</b>	<b>99.49%</b>

INITIATIVE MEASURE 912, Vote For 1

Yes	74	38.34%	0	0.00%	74	38.34%
No	119	61.66%	0	0.00%	119	61.66%
<b>Cast Votes:</b>	<b>193</b>	<b>97.97%</b>	<b>0</b>	<b>0.00%</b>	<b>193</b>	<b>97.97%</b>

INITIATIVE MEASURE 330, Vote For 1

Yes	104	53.06%	0	0.00%	104	53.06%
No	92	46.94%	0	0.00%	92	46.94%
<b>Cast Votes:</b>	<b>196</b>	<b>99.49%</b>	<b>0</b>	<b>0.00%</b>	<b>196</b>	<b>99.49%</b>

INITIATIVE MEASURE 336, Vote For 1

Yes	74	38.54%	0	0.00%	74	38.54%
No	118	61.46%	0	0.00%	118	61.46%
<b>Cast Votes:</b>	<b>192</b>	<b>97.46%</b>	<b>0</b>	<b>0.00%</b>	<b>192</b>	<b>97.46%</b>

SENATE JOINT RESOLUTION 8207, Vote For 1

Approved	127	70.17%	0	0.00%	127	70.17%
Rejected	54	29.83%	0	0.00%	54	29.83%
<b>Cast Votes:</b>	<b>181</b>	<b>91.88%</b>	<b>0</b>	<b>0.00%</b>	<b>181</b>	<b>91.88%</b>

FIRE DISTRICT No. 1, COMMISSIONER POSITION 1, TWO-YEAR UNEXPIRED TERM, Vote For 1

DALE RUTAN	73	100.00%	0	0.00%	73	100.00%
Write-in (W)	0	0.00%	0	0.00%	0	0.00%
<b>Cast Votes:</b>	<b>73</b>	<b>71.57%</b>	<b>0</b>	<b>0.00%</b>	<b>73</b>	<b>71.57%</b>

FIRE DISTRICT No. 1, COMMISSIONER POSITION 2, Vote For 1

ROY ANGEVINE	70	100.00%	0	0.00%	70	100.00%
Write-in (W)	0	0.00%	0	0.00%	0	0.00%
<b>Cast Votes:</b>	<b>70</b>	<b>68.63%</b>	<b>0</b>	<b>0.00%</b>	<b>70</b>	<b>68.63%</b>

FIRE DISTRICT No. 1, COMMISSIONER POSITION 3, FOUR YEAR UNEXPIRED TERM, Vote For 1

DANNY WATTS	69	100.00%	0	0.00%	69	100.00%
Write-in (W)	0	0.00%	0	0.00%	0	0.00%
<b>Cast Votes:</b>	<b>69</b>	<b>67.65%</b>	<b>0</b>	<b>0.00%</b>	<b>69</b>	<b>67.65%</b>

FIRE DISTRICT No. 4, COMMISSIONER POSITION 2, Vote For 1

JEFF JANSMA	65	100.00%	0	0.00%	65	100.00%
Write-in (W)	0	0.00%	0	0.00%	0	0.00%
<b>Cast Votes:</b>	<b>65</b>	<b>68.42%</b>	<b>0</b>	<b>0.00%</b>	<b>65</b>	<b>68.42%</b>




200511290178

Skagit County Auditor

11/29/2005 Page 88 of 290 3:04PM

Total Number of Voters : 38,599 of 60,859 = 63.42%

Party	Candidate	Early	Election	Total
<b>Precinct 128 Hamburg (Ballots Cast: 197)</b>				
<b>HOSPITAL DISTRICT No. 1, COMMISSIONER POSITION 3, Vote For 1</b>				
	STAN OLSON	73 100.00%	0 0.00%	73 100.00%
	Write-in (W)	0 0.00%	0 0.00%	0 0.00%
	Cast Votes:	73 71.57%	0 0.00%	73 71.57%
<b>HOSPITAL DISTRICT No. 1, COMMISSIONER POSITION 5, Vote For 1</b>				
	CLARK D. TODD	37 48.68%	0 0.00%	37 48.68%
	MATTHEW HALLIDAY	39 51.32%	0 0.00%	39 51.32%
	Write-in (W)	0 0.00%	0 0.00%	0 0.00%
	Cast Votes:	76 74.51%	0 0.00%	76 74.51%
<b>HOSPITAL DISTRICT No. 304, COMMISSIONER POSITION 2, Vote For 1</b>				
	CHUCK RUHL	58 100.00%	0 0.00%	58 100.00%
	Write-in (W)	0 0.00%	0 0.00%	0 0.00%
	Cast Votes:	58 61.05%	0 0.00%	58 61.05%
<b>HOSPITAL DISTRICT No. 304, COMMISSIONER POSITION 4, Vote For 1</b>				
	DANIEL H. GARCIA	55 100.00%	0 0.00%	55 100.00%
	Write-in (W)	0 0.00%	0 0.00%	0 0.00%
	Cast Votes:	55 57.89%	0 0.00%	55 57.89%
<b>HOSPITAL DISTRICT No. 304, COMMISSIONER POSITION 5, TWO YEAR UNEXPIRED TERM, Vote For 1</b>				
	ROBERT M. STANLEY	54 100.00%	0 0.00%	54 100.00%
	Write-in (W)	0 0.00%	0 0.00%	0 0.00%
	Cast Votes:	54 56.84%	0 0.00%	54 56.84%
<b>PORT OF SKAGIT, COMMISSIONER DISTRICT 2, Vote For 1</b>				
	JERRY KAUFMAN	131 100.00%	0 0.00%	131 100.00%
	Write-in (W)	0 0.00%	0 0.00%	0 0.00%
	Cast Votes:	131 66.50%	0 0.00%	131 66.50%
<b>SEDRO-WOOLLEY SCHOOL DISTRICT 101, DIRECTOR DISTRICT 1, Vote For 1</b>				
	JIM KALLIO	0 0.00%	0 0.00%	0 0.00%
	Write-in (W)	0 0.00%	0 0.00%	0 0.00%
	Cast Votes:	0 0.00%	0 0.00%	0 0.00%
<b>SEDRO-WOOLLEY SCHOOL DISTRICT 101, DIRECTOR DISTRICT 4, Vote For 1</b>				
	DAVID L. CARROLL	0 0.00%	0 0.00%	0 0.00%
	Write-in (W)	0 0.00%	0 0.00%	0 0.00%
	Cast Votes:	0 0.00%	0 0.00%	0 0.00%
<b>SEDRO-WOOLLEY SCHOOL DISTRICT 101, DIRECTOR DISTRICT 5, Vote For 1</b>				
	MIKE JANICKI	0 0.00%	0 0.00%	0 0.00%
	Write-in (W)	0 0.00%	0 0.00%	0 0.00%
	Cast Votes:	0 0.00%	0 0.00%	0 0.00%



200511290178  
 Skagit County Auditor

11/29/2005 Page 89 of 290 3:04PM

Total Number of Voters : 38,599 of 60,859 = 63.42%

Party	Candidate	Early	Election	Total
<b>Precinct 128 Hamburg (Ballots Cast: 197)</b>				
<b>MOUNT VERNON SCHOOL DISTRICT 320, DIRECTOR DISTRICT 4, Vote For 1</b>				
	LUANNE GORDON BURKHART	131 100.00%	0 0.00%	131 100.00%
	Write-in (W)	0 0.00%	0 0.00%	0 0.00%
	Cast Votes:	131 66.50%	0 0.00%	131 66.50%
<b>MOUNT VERNON SCHOOL DISTRICT 320, DIRECTOR DISTRICT 5, Vote For 1</b>				
	DIANA LOPEZ	68 40.48%	0 0.00%	68 40.48%
	CHARLES GUILDNER	100 59.52%	0 0.00%	100 59.52%
	Write-in (W)	0 0.00%	0 0.00%	0 0.00%
	Cast Votes:	168 85.28%	0 0.00%	168 85.28%

200511290178  
 Skagit County Auditor  
 11/29/2005 Page 90 of 290 3:04PM

Total Number of Voters : 38,599 of 60,859 = 63.42%

Party	Candidate	Early	Election	Total
-------	-----------	-------	----------	-------

**Precinct 129 Harmony (Ballots Cast: 299)**

**INITIATIVE MEASURE 900, Vote For 1**

Yes	154	55.60%	0	0.00%	154	55.60%
No	123	44.40%	0	0.00%	123	44.40%
<b>Cast Votes:</b>	<b>277</b>	<b>92.64%</b>	<b>0</b>	<b>0.00%</b>	<b>277</b>	<b>92.64%</b>

**INITIATIVE MEASURE 901, Vote For 1**

Yes	181	61.36%	0	0.00%	181	61.36%
No	114	38.64%	0	0.00%	114	38.64%
<b>Cast Votes:</b>	<b>295</b>	<b>98.66%</b>	<b>0</b>	<b>0.00%</b>	<b>295</b>	<b>98.66%</b>

**INITIATIVE MEASURE 912, Vote For 1**

Yes	141	47.80%	0	0.00%	141	47.80%
No	154	52.20%	0	0.00%	154	52.20%
<b>Cast Votes:</b>	<b>295</b>	<b>98.66%</b>	<b>0</b>	<b>0.00%</b>	<b>295</b>	<b>98.66%</b>

**INITIATIVE MEASURE 330, Vote For 1**

Yes	162	55.67%	0	0.00%	162	55.67%
No	129	44.33%	0	0.00%	129	44.33%
<b>Cast Votes:</b>	<b>291</b>	<b>97.32%</b>	<b>0</b>	<b>0.00%</b>	<b>291</b>	<b>97.32%</b>

**INITIATIVE MEASURE 336, Vote For 1**

Yes	79	27.34%	0	0.00%	79	27.34%
No	210	72.66%	0	0.00%	210	72.66%
<b>Cast Votes:</b>	<b>289</b>	<b>96.66%</b>	<b>0</b>	<b>0.00%</b>	<b>289</b>	<b>96.66%</b>

**SENATE JOINT RESOLUTION 8207, Vote For 1**

Approved	157	64.88%	0	0.00%	157	64.88%
Rejected	85	35.12%	0	0.00%	85	35.12%
<b>Cast Votes:</b>	<b>242</b>	<b>80.94%</b>	<b>0</b>	<b>0.00%</b>	<b>242</b>	<b>80.94%</b>

**CEMETERY DISTRICT No. 1 COMMISSIONER, Vote For 1**

DAVID DENTON	196	100.00%	0	0.00%	196	100.00%
Write-in (W)	0	0.00%	0	0.00%	0	0.00%
<b>Cast Votes:</b>	<b>196</b>	<b>65.55%</b>	<b>0</b>	<b>0.00%</b>	<b>196</b>	<b>65.55%</b>

**FIRE DISTRICT No. 2, COMMISSIONER POSITION 2, Vote For 1**

MICHAEL L. MADLUNG	197	100.00%	0	0.00%	197	100.00%
Write-in (W)	0	0.00%	0	0.00%	0	0.00%
<b>Cast Votes:</b>	<b>197</b>	<b>65.89%</b>	<b>0</b>	<b>0.00%</b>	<b>197</b>	<b>65.89%</b>

**HOSPITAL DISTRICT No. 1, COMMISSIONER POSITION 3, Vote For 1**

STAN OLSON	206	100.00%	0	0.00%	206	100.00%
Write-in (W)	0	0.00%	0	0.00%	0	0.00%
<b>Cast Votes:</b>	<b>206</b>	<b>68.90%</b>	<b>0</b>	<b>0.00%</b>	<b>206</b>	<b>68.90%</b>



200511290178  
 Skagit County Auditor

11/29/2005 Page 91 of 290 3:04PM

Total Number of Voters : 38,599 of 60,859 = 63.42%

Precincts Reporting 116 of 116 = 100.00%

Party	Candidate	Early	Election	Total
<b>Precinct 129 Harmony (Ballots Cast: 299)</b>				
<b>HOSPITAL DISTRICT No. 1, COMMISSIONER POSITION 5, Vote For 1</b>				
	CLARK D. TODD	129 64.82%	0 0.00%	129 64.82%
	MATTHEW HALLIDAY	70 35.18%	0 0.00%	70 35.18%
	Write-in (W)	0 0.00%	0 0.00%	0 0.00%
	Cast Votes:	199 66.56%	0 0.00%	199 66.56%
<b>PORT OF SKAGIT, COMMISSIONER DISTRICT 2, Vote For 1</b>				
	JERRY KAUFMAN	201 100.00%	0 0.00%	201 100.00%
	Write-in (W)	0 0.00%	0 0.00%	0 0.00%
	Cast Votes:	201 67.22%	0 0.00%	201 67.22%
<b>LA CONNER SCHOOL DISTRICT 311, DIRECTOR DISTRICT 3, Vote For 1</b>				
	WENDY POULTON	29 100.00%	0 0.00%	29 100.00%
	Write-in (W)	0 0.00%	0 0.00%	0 0.00%
	Cast Votes:	29 53.70%	0 0.00%	29 53.70%
<b>LA CONNER SCHOOL DISTRICT 311, DIRECTOR DISTRICT 5, Vote For 1</b>				
	DAVID B. HEDLIN	45 100.00%	0 0.00%	45 100.00%
	Write-in (W)	0 0.00%	0 0.00%	0 0.00%
	Cast Votes:	45 83.33%	0 0.00%	45 83.33%
<b>MOUNT VERNON SCHOOL DISTRICT 320, DIRECTOR DISTRICT 4, Vote For 1</b>				
	LUANNE GORDON BURKHART	148 100.00%	0 0.00%	148 100.00%
	Write-in (W)	0 0.00%	0 0.00%	0 0.00%
	Cast Votes:	148 60.41%	0 0.00%	148 60.41%
<b>MOUNT VERNON SCHOOL DISTRICT 320, DIRECTOR DISTRICT 5, Vote For 1</b>				
	DIANA LOPEZ	63 33.69%	0 0.00%	63 33.69%
	CHARLES GUILDNER	124 66.31%	0 0.00%	124 66.31%
	Write-in (W)	0 0.00%	0 0.00%	0 0.00%
	Cast Votes:	187 76.33%	0 0.00%	187 76.33%



200511290178  
 Skagit County Auditor

11/29/2005 Page 92 of 290 3:04PM



Total Number of Voters : 38,599 of 60,859 = 63.42%

Precincts Reporting 116 of 116 = 100.00%

Party	Candidate	Early	Election	Total
-------	-----------	-------	----------	-------

**Precinct 130 Lake 16 (Ballots Cast: 224)**

**INITIATIVE MEASURE 900, Vote For 1**

Yes	110	51.89%	0	0.00%	110	51.89%
No	102	48.11%	0	0.00%	102	48.11%
<b>Cast Votes:</b>	<b>212</b>	<b>94.64%</b>	<b>0</b>	<b>0.00%</b>	<b>212</b>	<b>94.64%</b>

**INITIATIVE MEASURE 901, Vote For 1**

Yes	148	67.58%	0	0.00%	148	67.58%
No	71	32.42%	0	0.00%	71	32.42%
<b>Cast Votes:</b>	<b>219</b>	<b>97.77%</b>	<b>0</b>	<b>0.00%</b>	<b>219</b>	<b>97.77%</b>

**INITIATIVE MEASURE 912, Vote For 1**

Yes	100	45.66%	0	0.00%	100	45.66%
No	119	54.34%	0	0.00%	119	54.34%
<b>Cast Votes:</b>	<b>219</b>	<b>97.77%</b>	<b>0</b>	<b>0.00%</b>	<b>219</b>	<b>97.77%</b>

**INITIATIVE MEASURE 330, Vote For 1**

Yes	125	56.82%	0	0.00%	125	56.82%
No	95	43.18%	0	0.00%	95	43.18%
<b>Cast Votes:</b>	<b>220</b>	<b>98.21%</b>	<b>0</b>	<b>0.00%</b>	<b>220</b>	<b>98.21%</b>

**INITIATIVE MEASURE 336, Vote For 1**

Yes	66	30.41%	0	0.00%	66	30.41%
No	151	69.59%	0	0.00%	151	69.59%
<b>Cast Votes:</b>	<b>217</b>	<b>96.88%</b>	<b>0</b>	<b>0.00%</b>	<b>217</b>	<b>96.88%</b>

**SENATE JOINT RESOLUTION 8207, Vote For 1**

Approved	125	65.79%	0	0.00%	125	65.79%
Rejected	65	34.21%	0	0.00%	65	34.21%
<b>Cast Votes:</b>	<b>190</b>	<b>84.82%</b>	<b>0</b>	<b>0.00%</b>	<b>190</b>	<b>84.82%</b>

**FIRE DISTRICT No. 3, COMMISSIONER POSITION 1, TWO-YEAR UNEXPIRED TERM, Vote For 1**

DAN C. SNEVA	184	100.00%	0	0.00%	184	100.00%
Write-in (W)	0	0.00%	0	0.00%	0	0.00%
<b>Cast Votes:</b>	<b>184</b>	<b>82.14%</b>	<b>0</b>	<b>0.00%</b>	<b>184</b>	<b>82.14%</b>

**FIRE DISTRICT No. 3, COMMISSIONER POSITION 2, Vote For 1**

EDWARD KEMPER	43	37.07%	0	0.00%	43	37.07%
KARL STADLER	73	62.93%	0	0.00%	73	62.93%
Write-in (W)	0	0.00%	0	0.00%	0	0.00%
<b>Cast Votes:</b>	<b>116</b>	<b>51.79%</b>	<b>0</b>	<b>0.00%</b>	<b>116</b>	<b>51.79%</b>

**HOSPITAL DISTRICT No. 1, COMMISSIONER POSITION 3, Vote For 1**

STAN OLSON	158	100.00%	0	0.00%	158	100.00%
Write-in (W)	0	0.00%	0	0.00%	0	0.00%
<b>Cast Votes:</b>	<b>158</b>	<b>70.54%</b>	<b>0</b>	<b>0.00%</b>	<b>158</b>	<b>70.54%</b>



Skagit County Auditor

11/29/2005 Page 93 of 290 3:04PM

Total Number of Voters : 38,599 of 60,859 = 63.42%

Party	Candidate	Early	Election	Total
-------	-----------	-------	----------	-------

**Precinct 130 Lake 16 (Ballots Cast: 224)**

**HOSPITAL DISTRICT No. 1, COMMISSIONER POSITION 5, Vote For 1**

CLARK D. TODD	83	59.29%	0	0.00%	83	59.29%
MATTHEW HALLIDAY	57	40.71%	0	0.00%	57	40.71%
Write-in (W)	0	0.00%	0	0.00%	0	0.00%
Cast Votes:	140	62.50%	0	0.00%	140	62.50%

**PORT OF SKAGIT, COMMISSIONER DISTRICT 2, Vote For 1**


JERRY KAUFMAN	159	100.00%	0	0.00%	159	100.00%
Write-in (W)	0	0.00%	0	0.00%	0	0.00%
Cast Votes:	159	70.98%	0	0.00%	159	70.98%

**CONWAY SCHOOL DISTRICT 317, DIRECTOR, POSITION 2, SHORT/FULL TERM, Vote For 1**

RON HOUSH	176	100.00%	0	0.00%	176	100.00%
Write-in (W)	0	0.00%	0	0.00%	0	0.00%
Cast Votes:	176	78.57%	0	0.00%	176	78.57%

**CONWAY SCHOOL DISTRICT 317, DIRECTOR, POSITION 3, Vote For 1**

DIANE ROBERTSON	163	100.00%	0	0.00%	163	100.00%
Write-in (W)	0	0.00%	0	0.00%	0	0.00%
Cast Votes:	163	72.77%	0	0.00%	163	72.77%

  
 200511290178  
 Skagit County Auditor  
 11/29/2005 Page 94 of 290 3:04PM

2005 General Election

Precinct Report — Official  
 OFFICIAL BALLOT — SKAGIT COUNTY, WASHINGTON — November 08, 2005

Page 58 of 253

11/29/2005 12:17 PM

Precincts Reporting 116 of 116 = 100.00%

Total Number of Voters : 38,599 of 60,859 = 63.42%

Party	Candidate	Early	Election	Total	
<b>Precinct 132 Lookout (Ballots Cast: 501)</b>					
<b>INITIATIVE MEASURE 900, Vote For 1</b>					
	Yes	266	55.88%	0 0.00%	266 55.88%
	No	210	44.12%	0 0.00%	210 44.12%
	Cast Votes:	476	95.01%	0 0.00%	476 95.01%
<b>INITIATIVE MEASURE 901, Vote For 1</b>					
	Yes	263	52.71%	0 0.00%	263 52.71%
	No	236	47.29%	0 0.00%	236 47.29%
	Cast Votes:	499	99.60%	0 0.00%	499 99.60%
<b>INITIATIVE MEASURE 912, Vote For 1</b>					
	Yes	300	60.85%	0 0.00%	300 60.85%
	No	193	39.15%	0 0.00%	193 39.15%
	Cast Votes:	493	98.40%	0 0.00%	493 98.40%
<b>INITIATIVE MEASURE 330, Vote For 1</b>					
	Yes	246	49.50%	0 0.00%	246 49.50%
	No	251	50.50%	0 0.00%	251 50.50%
	Cast Votes:	497	99.20%	0 0.00%	497 99.20%
<b>INITIATIVE MEASURE 336, Vote For 1</b>					
	Yes	189	38.65%	0 0.00%	189 38.65%
	No	300	61.35%	0 0.00%	300 61.35%
	Cast Votes:	489	97.60%	0 0.00%	489 97.60%
<b>SENATE JOINT RESOLUTION 8207, Vote For 1</b>					
	Approved	279	63.70%	0 0.00%	279 63.70%
	Rejected	159	36.30%	0 0.00%	159 36.30%
	Cast Votes:	438	87.43%	0 0.00%	438 87.43%
<b>FIRE DISTRICT No. 6, COMMISSIONER POSITION 1, TWO YEAR UNEXPIRED TERM, Vote For 1</b>					
	GREG NELSON	24	100.00%	0 0.00%	24 100.00%
	Write-in (W)	0	0.00%	0 0.00%	0 0.00%
	Cast Votes:	24	61.54%	0 0.00%	24 61.54%
<b>FIRE DISTRICT No. 6, COMMISSIONER POSITION 2, Vote For 1</b>					
	JACK E. SHELTON	8	32.00%	0 0.00%	8 32.00%
	RICHARD D. WHALEN	17	68.00%	0 0.00%	17 68.00%
	Write-in (W)	0	0.00%	0 0.00%	0 0.00%
	Cast Votes:	25	64.10%	0 0.00%	25 64.10%
<b>FIRE DISTRICT No. 8, COMMISSIONER POSITION 2, Vote For 1</b>					
	JOHN E. RUTHFORD JR.	29	100.00%	0 0.00%	29 100.00%
	Write-in (W)	0	0.00%	0 0.00%	0 0.00%
	Cast Votes:	29	87.88%	0 0.00%	29 87.88%

200511290178  
 Skagit County Auditor  
 11/29/2005 Page 95 of 290 3:04PM

2005 General Election

Precinct Report — Official  
 OFFICIAL BALLOT — SKAGIT COUNTY, WASHINGTON — November 08, 2005

Total Number of Voters : 38,599 of 60,859 = 63.42%

Party	Candidate	Early	Election	Total
-------	-----------	-------	----------	-------

**Precinct 132 Lookout (Ballots Cast: 501)**

HOSPITAL DISTRICT No. 304, COMMISSIONER POSITION 2, Vote For 1						
CHUCK RUHL	312	100.00%	0	0.00%	312	100.00%
Write-in (W)	0	0.00%	0	0.00%	0	0.00%
<b>Cast Votes:</b>	<b>312</b>	<b>62.28%</b>	<b>0</b>	<b>0.00%</b>	<b>312</b>	<b>62.28%</b>

HOSPITAL DISTRICT No. 304, COMMISSIONER POSITION 4, Vote For 1						
DANIEL H. GARCIA	305	100.00%	0	0.00%	305	100.00%
Write-in (W)	0	0.00%	0	0.00%	0	0.00%
<b>Cast Votes:</b>	<b>305</b>	<b>60.88%</b>	<b>0</b>	<b>0.00%</b>	<b>305</b>	<b>60.88%</b>

HOSPITAL DISTRICT No. 304, COMMISSIONER POSITION 5, TWO YEAR UNEXPIRED TERM, Vote For 1						
ROBERT M. STANLEY	309	100.00%	0	0.00%	309	100.00%
Write-in (W)	0	0.00%	0	0.00%	0	0.00%
<b>Cast Votes:</b>	<b>309</b>	<b>61.68%</b>	<b>0</b>	<b>0.00%</b>	<b>309</b>	<b>61.68%</b>

PORT OF SKAGIT, COMMISSIONER DISTRICT 2, Vote For 1						
JERRY KAUFMAN	313	100.00%	0	0.00%	313	100.00%
Write-in (W)	0	0.00%	0	0.00%	0	0.00%
<b>Cast Votes:</b>	<b>313</b>	<b>62.48%</b>	<b>0</b>	<b>0.00%</b>	<b>313</b>	<b>62.48%</b>


BURLINGTON-EDISON SCHOOL DISTRICT 100, DIRECTOR DISTRICT 2, Vote For 1						
MIKE DYNES	181	56.92%	0	0.00%	181	56.92%
GERALDINE (GERI) HOFER	137	43.08%	0	0.00%	137	43.08%
Write-in (W)	0	0.00%	0	0.00%	0	0.00%
<b>Cast Votes:</b>	<b>318</b>	<b>72.60%</b>	<b>0</b>	<b>0.00%</b>	<b>318</b>	<b>72.60%</b>

BURLINGTON-EDISON SCHOOL DISTRICT 100, DIRECTOR DISTRICT 5, Vote For 1						
DICK SPINK	283	100.00%	0	0.00%	283	100.00%
Write-in (W)	0	0.00%	0	0.00%	0	0.00%
<b>Cast Votes:</b>	<b>283</b>	<b>64.61%</b>	<b>0</b>	<b>0.00%</b>	<b>283</b>	<b>64.61%</b>

SEDRO-WOOLLEY SCHOOL DISTRICT 101, DIRECTOR DISTRICT 1, Vote For 1						
JIM KALLIO	38	100.00%	0	0.00%	38	100.00%
Write-in (W)	0	0.00%	0	0.00%	0	0.00%
<b>Cast Votes:</b>	<b>38</b>	<b>60.32%</b>	<b>0</b>	<b>0.00%</b>	<b>38</b>	<b>60.32%</b>

SEDRO-WOOLLEY SCHOOL DISTRICT 101, DIRECTOR DISTRICT 4, Vote For 1						
DAVID L. CARROLL	38	100.00%	0	0.00%	38	100.00%
Write-in (W)	0	0.00%	0	0.00%	0	0.00%
<b>Cast Votes:</b>	<b>38</b>	<b>60.32%</b>	<b>0</b>	<b>0.00%</b>	<b>38</b>	<b>60.32%</b>


SEDRO-WOOLLEY SCHOOL DISTRICT 101, DIRECTOR DISTRICT 5, Vote For 1						
MIKE JANICKI	42	100.00%	0	0.00%	42	100.00%
Write-in (W)	0	0.00%	0	0.00%	0	0.00%
<b>Cast Votes:</b>	<b>42</b>	<b>66.67%</b>	<b>0</b>	<b>0.00%</b>	<b>42</b>	<b>66.67%</b>



11/29/2005 Page 96 of 290 3:04PM

Total Number of Voters : 38,599 of 60,859 = 63.42%

Party	Candidate	Early	Election	Total
<b>Precinct 133 Mansford (Ballots Cast: 86)</b>				
<b>INITIATIVE MEASURE 900, Vote For 1</b>				
	Yes	53 64.63%	0 0.00%	53 64.63%
	No	29 35.37%	0 0.00%	29 35.37%
	Cast Votes:	82 95.35%	0 0.00%	82 95.35%
<b>INITIATIVE MEASURE 901, Vote For 1</b>				
	Yes	40 47.06%	0 0.00%	40 47.06%
	No	45 52.94%	0 0.00%	45 52.94%
	Cast Votes:	85 98.84%	0 0.00%	85 98.84%
<b>INITIATIVE MEASURE 912, Vote For 1</b>				
	Yes	51 60.71%	0 0.00%	51 60.71%
	No	33 39.29%	0 0.00%	33 39.29%
	Cast Votes:	84 97.67%	0 0.00%	84 97.67%
<b>INITIATIVE MEASURE 330, Vote For 1</b>				
	Yes	36 42.86%	0 0.00%	36 42.86%
	No	48 57.14%	0 0.00%	48 57.14%
	Cast Votes:	84 97.67%	0 0.00%	84 97.67%
<b>INITIATIVE MEASURE 336, Vote For 1</b>				
	Yes	40 48.19%	0 0.00%	40 48.19%
	No	43 51.81%	0 0.00%	43 51.81%
	Cast Votes:	83 96.51%	0 0.00%	83 96.51%
<b>SENATE JOINT RESOLUTION 8207, Vote For 1</b>				
	Approved	33 44.00%	0 0.00%	33 44.00%
	Rejected	42 56.00%	0 0.00%	42 56.00%
	Cast Votes:	75 87.21%	0 0.00%	75 87.21%
<b>FIRE DISTRICT No. 19, COMMISSIONER POSITION 1, TWO YEAR UNEXPIRED TERM, Vote For 1</b>				
	MICHAEL BRONDI	2 100.00%	0 0.00%	2 100.00%
	Write-in (W)	0 0.00%	0 0.00%	0 0.00%
	Cast Votes:	2 100.00%	0 0.00%	2 100.00%
<b>FIRE DISTRICT No. 19, COMMISSIONER POSITION 2, Vote For 1</b>				
	RANDY M. MARTIN	2 100.00%	0 0.00%	2 100.00%
	Write-in (W)	0 0.00%	0 0.00%	0 0.00%
	Cast Votes:	2 100.00%	0 0.00%	2 100.00%
<b>FIRE DISTRICT No. 19, COMMISSIONER POSITION 3, FOUR YEAR UNEXPIRED TERM, Vote For 1</b>				
	HOWARD O. STAFFORD	2 100.00%	0 0.00%	2 100.00%
	Write-in (W)	0 0.00%	0 0.00%	0 0.00%
	Cast Votes:	2 100.00%	0 0.00%	2 100.00%
<b>FIRE DISTRICT No. 24, COMMISSIONER POSITION 3, Vote For 1</b>				
	STEVE EKSTRAND	57 100.00%	0 0.00%	57 100.00%
	Write-in (W)	0 0.00%	0 0.00%	0 0.00%
	Cast Votes:	57 67.86%	0 0.00%	57 67.86%



200511290178  
Skagit County Auditor

11/29/2005 Page 97 of 290 3:04PM

2005 General Election

Precinct Report — Official  
 OFFICIAL BALLOT — SKAGIT COUNTY, WASHINGTON — November 08, 2005

Total Number of Voters : 38,599 of 60,859 = 63.42%

Party	Candidate	Early	Election	Total
-------	-----------	-------	----------	-------

Precinct 133 Mansford (Ballots Cast: 86)

<b>FIRE DISTRICT No. 24, GENERAL OBLIGATION FIRE BOND - \$890,000, Vote For 1</b>						
Approved	28	38.89%	0	0.00%	28	38.89%
Rejected	44	61.11%	0	0.00%	44	61.11%
Cast Votes:	72	85.71%	0	0.00%	72	85.71%
<b>HOSPITAL DISTRICT No. 304, COMMISSIONER POSITION 2, Vote For 1</b>						
CHUCK RUHL	55	100.00%	0	0.00%	55	100.00%
Write-in (W)	0	0.00%	0	0.00%	0	0.00%
Cast Votes:	55	63.95%	0	0.00%	55	63.95%
<b>HOSPITAL DISTRICT No. 304, COMMISSIONER POSITION 4, Vote For 1</b>						
DANIEL H. GARCIA	56	100.00%	0	0.00%	56	100.00%
Write-in (W)	0	0.00%	0	0.00%	0	0.00%
Cast Votes:	56	65.12%	0	0.00%	56	65.12%
<b>HOSPITAL DISTRICT No. 304, COMMISSIONER POSITION 5, TWO YEAR UNEXPIRED TERM, Vote For 1</b>						
ROBERT M. STANLEY	52	100.00%	0	0.00%	52	100.00%
Write-in (W)	0	0.00%	0	0.00%	0	0.00%
Cast Votes:	52	60.47%	0	0.00%	52	60.47%
<b>PORT OF SKAGIT, COMMISSIONER DISTRICT 2, Vote For 1</b>						
JERRY KAUFMAN	52	100.00%	0	0.00%	52	100.00%
Write-in (W)	0	0.00%	0	0.00%	0	0.00%
Cast Votes:	52	60.47%	0	0.00%	52	60.47%
<b>DARRINGTON SCHOOL DISTRICT 330, DIRECTOR DISTRICT 2, Vote For 1</b>						
KAY SHULER-BROOKS	40	56.34%	0	0.00%	40	56.34%
CYNTHIA PUGH	31	43.66%	0	0.00%	31	43.66%
Write-in (W)	0	0.00%	0	0.00%	0	0.00%
Cast Votes:	71	82.56%	0	0.00%	71	82.56%



200511290178  
 Skagit County Auditor

Total Number of Voters : 38,599 of 60,859 = 63.42%

Party	Candidate	Early	Election	Total	
<b>Precinct 134 Mapes (Ballots Cast: 165)</b>					
<b>INITIATIVE MEASURE 900, Vote For 1</b>					
	Yes	83	53.21%	0 0.00%	83 53.21%
	No	73	46.79%	0 0.00%	73 46.79%
	Cast Votes:	156	94.55%	0 0.00%	156 94.55%
<b>INITIATIVE MEASURE 901, Vote For 1</b>					
	Yes	88	54.66%	0 0.00%	88 54.66%
	No	73	45.34%	0 0.00%	73 45.34%
	Cast Votes:	161	97.58%	0 0.00%	161 97.58%
<b>INITIATIVE MEASURE 912, Vote For 1</b>					
	Yes	76	48.10%	0 0.00%	76 48.10%
	No	82	51.90%	0 0.00%	82 51.90%
	Cast Votes:	158	95.76%	0 0.00%	158 95.76%
<b>INITIATIVE MEASURE 330, Vote For 1</b>					
	Yes	89	56.69%	0 0.00%	89 56.69%
	No	68	43.31%	0 0.00%	68 43.31%
	Cast Votes:	157	95.15%	0 0.00%	157 95.15%
<b>INITIATIVE MEASURE 336, Vote For 1</b>					
	Yes	62	39.74%	0 0.00%	62 39.74%
	No	94	60.26%	0 0.00%	94 60.26%
	Cast Votes:	156	94.55%	0 0.00%	156 94.55%
<b>SENATE JOINT RESOLUTION 8207, Vote For 1</b>					
	Approved	99	70.71%	0 0.00%	99 70.71%
	Rejected	41	29.29%	0 0.00%	41 29.29%
	Cast Votes:	140	84.85%	0 0.00%	140 84.85%
<b>FIRE DISTRICT No. 6, COMMISSIONER POSITION 1, TWO YEAR UNEXPIRED TERM, Vote For 1</b>					
	GREG NELSON	126	100.00%	0 0.00%	126 100.00%
	Write-in (W)	0	0.00%	0 0.00%	0 0.00%
	Cast Votes:	126	76.36%	0 0.00%	126 76.36%
<b>FIRE DISTRICT No. 6, COMMISSIONER POSITION 2, Vote For 1</b>					
	JACK E. SHELTON	52	42.28%	0 0.00%	52 42.28%
	RICHARD D. WHALEN	71	57.72%	0 0.00%	71 57.72%
	Write-in (W)	0	0.00%	0 0.00%	0 0.00%
	Cast Votes:	123	74.55%	0 0.00%	123 74.55%
<b>HOSPITAL DISTRICT No. 304, COMMISSIONER POSITION 2, Vote For 1</b>					
	CHUCK RUHL	121	100.00%	0 0.00%	121 100.00%
	Write-in (W)	0	0.00%	0 0.00%	0 0.00%
	Cast Votes:	121	73.33%	0 0.00%	121 73.33%

200511290178  
 Skagit County Auditor  
 11/29/2005 Page 99 of 290 3:04PM

Total Number of Voters : 38,599 of 60,859 = 63.42%

Party	Candidate	Early	Election	Total	
<b>Precinct 134 Mapes (Ballots Cast: 165)</b>					
<b>HOSPITAL DISTRICT No. 304, COMMISSIONER POSITION 4, Vote For 1</b>					
	DANIEL H. GARCIA	120	100.00%	0 0.00%	120 100.00%
	Write-in (W)	0	0.00%	0 0.00%	0 0.00%
	Cast Votes:	120	72.73%	0 0.00%	120 72.73%
<b>HOSPITAL DISTRICT No. 304, COMMISSIONER POSITION 5, TWO YEAR UNEXPIRED TERM, Vote For 1</b>					
	ROBERT M. STANLEY	120	100.00%	0 0.00%	120 100.00%
	Write-in (W)	0	0.00%	0 0.00%	0 0.00%
	Cast Votes:	120	72.73%	0 0.00%	120 72.73%
<b>PORT OF SKAGIT, COMMISSIONER DISTRICT 2, Vote For 1</b>					
	JERRY KAUFMAN	126	100.00%	0 0.00%	126 100.00%
	Write-in (W)	0	0.00%	0 0.00%	0 0.00%
	Cast Votes:	126	76.36%	0 0.00%	126 76.36%
<b>BURLINGTON-EDISON SCHOOL DISTRICT 100, DIRECTOR DISTRICT 2, Vote For 1</b>					
	MIKE DYNES	99	73.33%	0 0.00%	99 73.33%
	GERALDINE (GERI) HOFER	36	26.67%	0 0.00%	36 26.67%
	Write-in (W)	0	0.00%	0 0.00%	0 0.00%
	Cast Votes:	135	81.82%	0 0.00%	135 81.82%
<b>BURLINGTON-EDISON SCHOOL DISTRICT 100, DIRECTOR DISTRICT 5, Vote For 1</b>					
	DICK SPINK	122	100.00%	0 0.00%	122 100.00%
	Write-in (W)	0	0.00%	0 0.00%	0 0.00%
	Cast Votes:	122	73.94%	0 0.00%	122 73.94%



200511290178  
 Skagit County Auditor

11/29/2005 Page 100 of 290 3:04PM



2005 General Election

Precinct Report — Official  
OFFICIAL BALLOT — SKAGIT COUNTY, WASHINGTON — November 08, 2005

Total Number of Voters : 38,599 of 60,859 = 63.42%

Party	Candidate	Early	Election	Total
-------	-----------	-------	----------	-------

Precinct 135 March Pt (Ballots Cast: 26)

INITIATIVE MEASURE 900, Vote For 1

Yes	16	64.00%	0	0.00%	16	64.00%
No	9	36.00%	0	0.00%	9	36.00%
<b>Cast Votes:</b>	<b>25</b>	<b>96.15%</b>	<b>0</b>	<b>0.00%</b>	<b>25</b>	<b>96.15%</b>

INITIATIVE MEASURE 901, Vote For 1

Yes	14	53.85%	0	0.00%	14	53.85%
No	12	46.15%	0	0.00%	12	46.15%
<b>Cast Votes:</b>	<b>26</b>	<b>100.00%</b>	<b>0</b>	<b>0.00%</b>	<b>26</b>	<b>100.00%</b>

INITIATIVE MEASURE 912, Vote For 1

Yes	15	57.69%	0	0.00%	15	57.69%
No	11	42.31%	0	0.00%	11	42.31%
<b>Cast Votes:</b>	<b>26</b>	<b>100.00%</b>	<b>0</b>	<b>0.00%</b>	<b>26</b>	<b>100.00%</b>

INITIATIVE MEASURE 330, Vote For 1

Yes	12	46.15%	0	0.00%	12	46.15%
No	14	53.85%	0	0.00%	14	53.85%
<b>Cast Votes:</b>	<b>26</b>	<b>100.00%</b>	<b>0</b>	<b>0.00%</b>	<b>26</b>	<b>100.00%</b>

INITIATIVE MEASURE 336, Vote For 1

Yes	7	26.92%	0	0.00%	7	26.92%
No	19	73.08%	0	0.00%	19	73.08%
<b>Cast Votes:</b>	<b>26</b>	<b>100.00%</b>	<b>0</b>	<b>0.00%</b>	<b>26</b>	<b>100.00%</b>

SENATE JOINT RESOLUTION 8207, Vote For 1

Approved	15	62.50%	0	0.00%	15	62.50%
Rejected	9	37.50%	0	0.00%	9	37.50%
<b>Cast Votes:</b>	<b>24</b>	<b>92.31%</b>	<b>0</b>	<b>0.00%</b>	<b>24</b>	<b>92.31%</b>

CEMETERY DISTRICT No. 2 COMMISSIONER, Vote For 1


WALTER DEATON	19	100.00%	0	0.00%	19	100.00%
Write-in (W)	0	0.00%	0	0.00%	0	0.00%
<b>Cast Votes:</b>	<b>19</b>	<b>73.08%</b>	<b>0</b>	<b>0.00%</b>	<b>19</b>	<b>73.08%</b>

FIDALGO POOL AND FITNESS CENTER DISTRICT, COMMISSIONER POSITION 3, Vote For 1

KATHRYN ESPINOZA	12	54.55%	0	0.00%	12	54.55%
PAMELA R. LAMBETH	10	45.45%	0	0.00%	10	45.45%
Write-in (W)	0	0.00%	0	0.00%	0	0.00%
<b>Cast Votes:</b>	<b>22</b>	<b>84.62%</b>	<b>0</b>	<b>0.00%</b>	<b>22</b>	<b>84.62%</b>

FIDALGO POOL AND FITNESS CENTER DISTRICT, COMMISSIONER POSITION 5, Vote For 1

ANDREW OLSON	17	85.00%	0	0.00%	17	85.00%
ROSEMARY YOUNG NELSON	3	15.00%	0	0.00%	3	15.00%
Write-in (W)	0	0.00%	0	0.00%	0	0.00%
<b>Cast Votes:</b>	<b>20</b>	<b>76.92%</b>	<b>0</b>	<b>0.00%</b>	<b>20</b>	<b>76.92%</b>



200511290178  
Skagit County Auditor


11/29/2005 Page 101 of 290 3:04PM

Total Number of Voters : 38,599 of 60,859 = 63.42%

Party	Candidate	Early	Election	Total
-------	-----------	-------	----------	-------

**Precinct 135 March Pt (Ballots Cast: 26)**

<b>FIRE DISTRICT No. 13, COMMISSIONER POSITION 2, Vote For 1</b>					
	WOOD WEISS	13	56.52%	0 0.00%	13 56.52%
	CHARLES (CHUCK) HEDLUND	10	43.48%	0 0.00%	10 43.48%
	Write-in (W)	0	0.00%	0 0.00%	0 0.00%
	Cast Votes:	23	88.46%	0 0.00%	23 88.46%
<b>HOSPITAL DISTRICT No. 2, COMMISSIONER POSITION 1, Vote For 1</b>					
	JAN M. IVERSEN	16	69.57%	0 0.00%	16 69.57%
	BOYD VEER	7	30.43%	0 0.00%	7 30.43%
	Write-in (W)	0	0.00%	0 0.00%	0 0.00%
	Cast Votes:	23	88.46%	0 0.00%	23 88.46%
<b>PORT OF ANACORTES, COMMISSIONER DISTRICT 1, Vote For 1</b>					
	RAY NIVER	9	47.37%	0 0.00%	9 47.37%
	Write-in (W)	0	0.00%	0 0.00%	0 0.00%
	Anni Brogan (W)	10	52.63%	0 0.00%	10 52.63%
	Cast Votes:	19	73.08%	0 0.00%	19 73.08%
<b>PORT OF ANACORTES, COMMISSIONER DISTRICT 2, Vote For 1</b>					
	BILL SHORT	18	72.00%	0 0.00%	18 72.00%
	JAMES TAYLOR	7	28.00%	0 0.00%	7 28.00%
	Write-in (W)	0	0.00%	0 0.00%	0 0.00%
	Cast Votes:	25	96.15%	0 0.00%	25 96.15%
<b>PORT OF ANACORTES, COMMISSIONER DISTRICT 4, TWO YEAR UNEXPIRED TERM, Vote For 1</b>					
	PAT D. MOONEY	22	88.00%	0 0.00%	22 88.00%
	BRIAN R. WETCHER	3	12.00%	0 0.00%	3 12.00%
	Write-in (W)	0	0.00%	0 0.00%	0 0.00%
	Cast Votes:	25	96.15%	0 0.00%	25 96.15%
<b>PORT OF ANACORTES, COMMISSIONER DISTRICT 5, Vote For 1</b>					
	BARBARA D. STEPHAN	8	34.78%	0 0.00%	8 34.78%
	KEITH RUBIN	15	65.22%	0 0.00%	15 65.22%
	Write-in (W)	0	0.00%	0 0.00%	0 0.00%
	Cast Votes:	23	88.46%	0 0.00%	23 88.46%
<b>ANACORTES SCHOOL DISTRICT 103, DIRECTOR, POSITION 1, Vote For 1</b>					
	MITCH EVERTON	15	100.00%	0 0.00%	15 100.00%
	Write-in (W)	0	0.00%	0 0.00%	0 0.00%
	Cast Votes:	15	57.69%	0 0.00%	15 57.69%
<b>ANACORTES SCHOOL DISTRICT 103, DIRECTOR, POSITION 2, Vote For 1</b>					
	KRIS LYTTON	12	52.17%	0 0.00%	12 52.17%
	NANCY MURPHY	11	47.83%	0 0.00%	11 47.83%
	Write-in (W)	0	0.00%	0 0.00%	0 0.00%
	Cast Votes:	23	88.46%	0 0.00%	23 88.46%

  
 200511290178  
 Skagit County Auditor  
 11/29/2005 Page 102 of 290 3:04PM

Total Number of Voters : 38,599 of 60,859 = 63.42%

Party	Candidate	Early	Election	Total
-------	-----------	-------	----------	-------

**Precinct 136 McMrv Wst (Ballots Cast: 218)**

<b>INITIATIVE MEASURE 900, Vote For 1</b>						
Yes		109	52.66%	0 0.00%	109	52.66%
No		98	47.34%	0 0.00%	98	47.34%
Cast Votes:		207	94.95%	0 0.00%	207	94.95%
<b>INITIATIVE MEASURE 901, Vote For 1</b>						
Yes		130	59.91%	0 0.00%	130	59.91%
No		87	40.09%	0 0.00%	87	40.09%
Cast Votes:		217	99.54%	0 0.00%	217	99.54%
<b>INITIATIVE MEASURE 912, Vote For 1</b>						
Yes		92	43.19%	0 0.00%	92	43.19%
No		121	56.81%	0 0.00%	121	56.81%
Cast Votes:		213	97.71%	0 0.00%	213	97.71%
<b>INITIATIVE MEASURE 330, Vote For 1</b>						
Yes		112	52.34%	0 0.00%	112	52.34%
No		102	47.66%	0 0.00%	102	47.66%
Cast Votes:		214	98.17%	0 0.00%	214	98.17%
<b>INITIATIVE MEASURE 336, Vote For 1</b>						
Yes		80	37.21%	0 0.00%	80	37.21%
No		135	62.79%	0 0.00%	135	62.79%
Cast Votes:		215	98.62%	0 0.00%	215	98.62%
<b>SENATE JOINT RESOLUTION 8207, Vote For 1</b>						
Approved		120	64.17%	0 0.00%	120	64.17%
Rejected		67	35.83%	0 0.00%	67	35.83%
Cast Votes:		187	85.78%	0 0.00%	187	85.78%
<b>FIRE DISTRICT No. 9, COMMISSIONER POSITION 2, Vote For 1</b>						
D. BRUCE THOMSON		54	100.00%	0 0.00%	54	100.00%
Write-in (W)		0	0.00%	0 0.00%	0	0.00%
Cast Votes:		54	56.84%	0 0.00%	54	56.84%
<b>FIRE DISTRICT No. 15, COMMISSIONER POSITION 2, Vote For 1</b>						
THOMAS GRILLOT		100	100.00%	0 0.00%	100	100.00%
Write-in (W)		0	0.00%	0 0.00%	0	0.00%
Cast Votes:		100	81.97%	0 0.00%	100	81.97%
<b>HOSPITAL DISTRICT No. 1, COMMISSIONER POSITION 3, Vote For 1</b>						
STAN OLSON		145	100.00%	0 0.00%	145	100.00%
Write-in (W)		0	0.00%	0 0.00%	0	0.00%
Cast Votes:		145	66.51%	0 0.00%	145	66.51%



200511290178  
 Skagit County Auditor

11/29/2005 Page 103 of 290 3:04PM

Total Number of Voters : 38,599 of 60,859 = 63.42%

Party	Candidate	Early	Election	Total
<b>Precinct 136 McMry Wst (Ballots Cast: 218)</b>				
<b>HOSPITAL DISTRICT No. 1, COMMISSIONER POSITION 5, Vote For 1</b>				
	CLARK D. TODD	70 53.03%	0 0.00%	70 53.03%
	MATTHEW HALLIDAY	62 46.97%	0 0.00%	62 46.97%
	Write-in (W)	0 0.00%	0 0.00%	0 0.00%
	Cast Votes:	132 60.55%	0 0.00%	132 60.55%
<b>PORT OF SKAGIT, COMMISSIONER DISTRICT 2, Vote For 1</b>				
	JERRY KAUFMAN	146 100.00%	0 0.00%	146 100.00%
	Write-in (W)	0 0.00%	0 0.00%	0 0.00%
	Cast Votes:	146 66.97%	0 0.00%	146 66.97%
<b>SEDRO-WOLLEY SCHOOL DISTRICT 101, DIRECTOR DISTRICT 1, Vote For 1</b>				
	JIM KALLIO	54 100.00%	0 0.00%	54 100.00%
	Write-in (W)	0 0.00%	0 0.00%	0 0.00%
	Cast Votes:	54 56.84%	0 0.00%	54 56.84%
<b>SEDRO-WOLLEY SCHOOL DISTRICT 101, DIRECTOR DISTRICT 4, Vote For 1</b>				
	DAVID L. CARROLL	53 100.00%	0 0.00%	53 100.00%
	Write-in (W)	0 0.00%	0 0.00%	0 0.00%
	Cast Votes:	53 55.79%	0 0.00%	53 55.79%
<b>SEDRO-WOLLEY SCHOOL DISTRICT 101, DIRECTOR DISTRICT 5, Vote For 1</b>				
	MIKE JANICKI	58 100.00%	0 0.00%	58 100.00%
	Write-in (W)	0 0.00%	0 0.00%	0 0.00%
	Cast Votes:	58 61.05%	0 0.00%	58 61.05%
<b>CONWAY SCHOOL DISTRICT 317, DIRECTOR, POSITION 2, SHORT/FULL TERM, Vote For 1</b>				
	RON HOUSH	95 100.00%	0 0.00%	95 100.00%
	Write-in (W)	0 0.00%	0 0.00%	0 0.00%
	Cast Votes:	95 77.24%	0 0.00%	95 77.24%
<b>CONWAY SCHOOL DISTRICT 317, DIRECTOR, POSITION 3, Vote For 1</b>				
	DIANE ROBERTSON	95 100.00%	0 0.00%	95 100.00%
	Write-in (W)	0 0.00%	0 0.00%	0 0.00%
	Cast Votes:	95 77.24%	0 0.00%	95 77.24%
<b>SEWER DISTRICT No. 2, COMMISSIONER POSITION 2, SHORT/FULL TERM, Vote For 1</b>				
	LARRY VAN SICKLE	8 100.00%	0 0.00%	8 100.00%
	Write-in (W)	0 0.00%	0 0.00%	0 0.00%
	Cast Votes:	8 57.14%	0 0.00%	8 57.14%
<b>SEWER DISTRICT No. 2, COMMISSIONER POSITION 3, FOUR YEAR UNEXPIRED TERM, Vote For 1</b>				
	GERALD R. SEVERSON	8 100.00%	0 0.00%	8 100.00%
	Write-in (W)	0 0.00%	0 0.00%	0 0.00%
	Cast Votes:	8 57.14%	0 0.00%	8 57.14%

200511290178  
 Skagit County Auditor  
 11/29/2005 Page 104 of 290 3:04PM

Total Number of Voters : 38,599 of 60,859 = 63.42%

Party	Candidate	Early	Election	Total	
<b>Precinct 137 McRae (Ballots Cast: 413)</b>					
<b>INITIATIVE MEASURE 900, Vote For 1</b>					
	Yes	207	51.62%	0 0.00%	207 51.62%
	No	194	48.38%	0 0.00%	194 48.38%
	Cast Votes:	401	97.09%	0 0.00%	401 97.09%
<b>INITIATIVE MEASURE 901, Vote For 1</b>					
	Yes	238	58.19%	0 0.00%	238 58.19%
	No	171	41.81%	0 0.00%	171 41.81%
	Cast Votes:	409	99.03%	0 0.00%	409 99.03%
<b>INITIATIVE MEASURE 912, Vote For 1</b>					
	Yes	235	57.88%	0 0.00%	235 57.88%
	No	171	42.12%	0 0.00%	171 42.12%
	Cast Votes:	406	98.31%	0 0.00%	406 98.31%
<b>INITIATIVE MEASURE 330, Vote For 1</b>					
	Yes	207	51.11%	0 0.00%	207 51.11%
	No	198	48.89%	0 0.00%	198 48.89%
	Cast Votes:	405	98.06%	0 0.00%	405 98.06%
<b>INITIATIVE MEASURE 336, Vote For 1</b>					
	Yes	140	34.91%	0 0.00%	140 34.91%
	No	261	65.09%	0 0.00%	261 65.09%
	Cast Votes:	401	97.09%	0 0.00%	401 97.09%
<b>SENATE JOINT RESOLUTION 8207, Vote For 1</b>					
	Approved	236	63.10%	0 0.00%	236 63.10%
	Rejected	138	36.90%	0 0.00%	138 36.90%
	Cast Votes:	374	90.56%	0 0.00%	374 90.56%
<b>FIRE DISTRICT No. 8, COMMISSIONER POSITION 2, Vote For 1</b>					
	JOHN E. RUTHFORD JR.	274	100.00%	0 0.00%	274 100.00%
	Write-in (W)	0	0.00%	0 0.00%	0 0.00%
	Cast Votes:	274	66.34%	0 0.00%	274 66.34%
<b>HOSPITAL DISTRICT No. 304, COMMISSIONER POSITION 2, Vote For 1</b>					
	CHUCK RUHL	280	100.00%	0 0.00%	280 100.00%
	Write-in (W)	0	0.00%	0 0.00%	0 0.00%
	Cast Votes:	280	67.80%	0 0.00%	280 67.80%
<b>HOSPITAL DISTRICT No. 304, COMMISSIONER POSITION 4, Vote For 1</b>					
	DANIEL H. GARCIA	267	100.00%	0 0.00%	267 100.00%
	Write-in (W)	0	0.00%	0 0.00%	0 0.00%
	Cast Votes:	267	64.65%	0 0.00%	267 64.65%
<b>HOSPITAL DISTRICT No. 304, COMMISSIONER POSITION 5, TWO YEAR UNEXPIRED TERM, Vote For 1</b>					
	ROBERT M. STANLEY	262	100.00%	0 0.00%	262 100.00%
	Write-in (W)	0	0.00%	0 0.00%	0 0.00%
	Cast Votes:	262	63.44%	0 0.00%	262 63.44%

200511290178  
 Skagit County Auditor  
 11/29/2005 Page 105 of 290 3:04PM

2005 General Election

Precinct Report — Official  
 OFFICIAL BALLOT — SKAGIT COUNTY, WASHINGTON — November 08, 2005

Total Number of Voters : 38,599 of 60,859 = 63.42%

Party	Candidate	Early	Election	Total
-------	-----------	-------	----------	-------

Precinct 137 McRae (Ballots Cast: 413)

<b>PORT OF SKAGIT, COMMISSIONER DISTRICT 2, Vote For 1</b>							
	JERRY KAUFMAN	264	100.00%	0	0.00%	264	100.00%
	Write-in (W)	0	0.00%	0	0.00%	0	0.00%
	Cast Votes:	264	63.92%	0	0.00%	264	63.92%
<b>BURLINGTON-EDISON SCHOOL DISTRICT 100, DIRECTOR DISTRICT 2, Vote For 1</b>							
	MIKE DYNES	16	80.00%	0	0.00%	16	80.00%
	GERALDINE (GERI) HOFER	4	20.00%	0	0.00%	4	20.00%
	Write-in (W)	0	0.00%	0	0.00%	0	0.00%
	Cast Votes:	20	83.33%	0	0.00%	20	83.33%
<b>BURLINGTON-EDISON SCHOOL DISTRICT 100, DIRECTOR DISTRICT 5, Vote For 1</b>							
	DICK SPINK	20	100.00%	0	0.00%	20	100.00%
	Write-in (W)	0	0.00%	0	0.00%	0	0.00%
	Cast Votes:	20	83.33%	0	0.00%	20	83.33%
<b>SEDRO-WOLLEY SCHOOL DISTRICT 101, DIRECTOR DISTRICT 1, Vote For 1</b>							
	JIM KALLIO	259	100.00%	0	0.00%	259	100.00%
	Write-in (W)	0	0.00%	0	0.00%	0	0.00%
	Cast Votes:	259	66.58%	0	0.00%	259	66.58%
<b>SEDRO-WOLLEY SCHOOL DISTRICT 101, DIRECTOR DISTRICT 4, Vote For 1</b>							
	DAVID L. CARROLL	253	100.00%	0	0.00%	253	100.00%
	Write-in (W)	0	0.00%	0	0.00%	0	0.00%
	Cast Votes:	253	65.04%	0	0.00%	253	65.04%
<b>SEDRO-WOLLEY SCHOOL DISTRICT 101, DIRECTOR DISTRICT 5, Vote For 1</b>							
	MIKE JANICKI	275	100.00%	0	0.00%	275	100.00%
	Write-in (W)	0	0.00%	0	0.00%	0	0.00%
	Cast Votes:	275	70.69%	0	0.00%	275	70.69%

200511290178  
 Skagit County Auditor  
 11/29/2005 Page 106 of 290 3:04PM

Total Number of Voters : 38,599 of 60,859 = 63.42%

Precincts Reporting 100.00%

Party	Candidate	Early	Election	Total	
<b>Precinct 138 McMry Est (Ballots Cast: 101)</b>					
<b>INITIATIVE MEASURE 900, Vote For 1</b>					
	Yes	54	54.00%	0 0.00%	54 54.00%
	No	46	46.00%	0 0.00%	46 46.00%
	Cast Votes:	100	99.01%	0 0.00%	100 99.01%
<b>INITIATIVE MEASURE 901, Vote For 1</b>					
	Yes	60	60.61%	0 0.00%	60 60.61%
	No	39	39.39%	0 0.00%	39 39.39%
	Cast Votes:	99	98.02%	0 0.00%	99 98.02%
<b>INITIATIVE MEASURE 912, Vote For 1</b>					
	Yes	41	41.84%	0 0.00%	41 41.84%
	No	57	58.16%	0 0.00%	57 58.16%
	Cast Votes:	98	97.03%	0 0.00%	98 97.03%
<b>INITIATIVE MEASURE 330, Vote For 1</b>					
	Yes	51	52.04%	0 0.00%	51 52.04%
	No	47	47.96%	0 0.00%	47 47.96%
	Cast Votes:	98	97.03%	0 0.00%	98 97.03%
<b>INITIATIVE MEASURE 336, Vote For 1</b>					
	Yes	22	22.92%	0 0.00%	22 22.92%
	No	74	77.08%	0 0.00%	74 77.08%
	Cast Votes:	96	95.05%	0 0.00%	96 95.05%
<b>SENATE JOINT RESOLUTION 8207, Vote For 1</b>					
	Approved	60	65.22%	0 0.00%	60 65.22%
	Rejected	32	34.78%	0 0.00%	32 34.78%
	Cast Votes:	92	91.09%	0 0.00%	92 91.09%
<b>FIRE DISTRICT No. 9, COMMISSIONER POSITION 2, Vote For 1</b>					
	D. BRUCE THOMSON	17	100.00%	0 0.00%	17 100.00%
	Write-in (W)	0	0.00%	0 0.00%	0 0.00%
	Cast Votes:	17	73.91%	0 0.00%	17 73.91%
<b>FIRE DISTRICT No. 15, COMMISSIONER POSITION 2, Vote For 1</b>					
	THOMAS GRILLOT	65	100.00%	0 0.00%	65 100.00%
	Write-in (W)	0	0.00%	0 0.00%	0 0.00%
	Cast Votes:	65	83.33%	0 0.00%	65 83.33%
<b>HOSPITAL DISTRICT No. 1, COMMISSIONER POSITION 3, Vote For 1</b>					
	STAN OLSON	72	100.00%	0 0.00%	72 100.00%
	Write-in (W)	0	0.00%	0 0.00%	0 0.00%
	Cast Votes:	72	71.29%	0 0.00%	72 71.29%

200511290178  
 Skagit County Auditor  
 11/29/2005 Page 107 of 290 3:04PM

Total Number of Voters : 38,599 of 60,859 = 63.42%

Party	Candidate	Early	Election	Total
-------	-----------	-------	----------	-------

**Precinct 138 McMrv Est (Ballots Cast: 101)**

**HOSPITAL DISTRICT No. 1, COMMISSIONER POSITION 5, Vote For 1**

CLARK D. TODD	33	50.00%	0	0.00%	33	50.00%
MATTHEW HALLIDAY	33	50.00%	0	0.00%	33	50.00%
Write-in (W)	0	0.00%	0	0.00%	0	0.00%
<b>Cast Votes:</b>	<b>66</b>	<b>65.35%</b>	<b>0</b>	<b>0.00%</b>	<b>66</b>	<b>65.35%</b>

**PORT OF SKAGIT, COMMISSIONER DISTRICT 2, Vote For 1**

JERRY KAUFMAN	74	100.00%	0	0.00%	74	100.00%
Write-in (W)	0	0.00%	0	0.00%	0	0.00%
<b>Cast Votes:</b>	<b>74</b>	<b>73.27%</b>	<b>0</b>	<b>0.00%</b>	<b>74</b>	<b>73.27%</b>

**SEDRO-WOOLLEY SCHOOL DISTRICT 101, DIRECTOR DISTRICT 1, Vote For 1**

JIM KALLIO	17	100.00%	0	0.00%	17	100.00%
Write-in (W)	0	0.00%	0	0.00%	0	0.00%
<b>Cast Votes:</b>	<b>17</b>	<b>73.91%</b>	<b>0</b>	<b>0.00%</b>	<b>17</b>	<b>73.91%</b>

**SEDRO-WOOLLEY SCHOOL DISTRICT 101, DIRECTOR DISTRICT 4, Vote For 1**

DAVID L. CARROLL	17	100.00%	0	0.00%	17	100.00%
Write-in (W)	0	0.00%	0	0.00%	0	0.00%
<b>Cast Votes:</b>	<b>17</b>	<b>73.91%</b>	<b>0</b>	<b>0.00%</b>	<b>17</b>	<b>73.91%</b>

**SEDRO-WOOLLEY SCHOOL DISTRICT 101, DIRECTOR DISTRICT 5, Vote For 1**


MIKE JANICKI	19	100.00%	0	0.00%	19	100.00%
Write-in (W)	0	0.00%	0	0.00%	0	0.00%
<b>Cast Votes:</b>	<b>19</b>	<b>82.61%</b>	<b>0</b>	<b>0.00%</b>	<b>19</b>	<b>82.61%</b>

**CONWAY SCHOOL DISTRICT 317, DIRECTOR, POSITION 2, SHORT/FULL TERM, Vote For 1**

RON HOUSH	53	100.00%	0	0.00%	53	100.00%
Write-in (W)	0	0.00%	0	0.00%	0	0.00%
<b>Cast Votes:</b>	<b>53</b>	<b>67.95%</b>	<b>0</b>	<b>0.00%</b>	<b>53</b>	<b>67.95%</b>

**CONWAY SCHOOL DISTRICT 317, DIRECTOR, POSITION 3, Vote For 1**

DIANE ROBERTSON	55	100.00%	0	0.00%	55	100.00%
Write-in (W)	0	0.00%	0	0.00%	0	0.00%
<b>Cast Votes:</b>	<b>55</b>	<b>70.51%</b>	<b>0</b>	<b>0.00%</b>	<b>55</b>	<b>70.51%</b>



200511290178  
 Skagit County Auditor

11/29/2005 Page 108 of 290 3:04PM



2005 General Election

Precinct Report — Official  
OFFICIAL BALLOT — SKAGIT COUNTY, WASHINGTON — November 08, 2005

Page 72 of 253

11/29/2005 12:17 PM

Precincts Reporting 116 of 116 = 100.00%

Total Number of Voters : 38,599 of 60,859 = 63.42%

Party	Candidate	Early	Election	Total
-------	-----------	-------	----------	-------

Precinct 139 Minkler (Ballots Cast: 232)

INITIATIVE MEASURE 900, Vote For 1

Yes	125	57.34%	0	0.00%	125	57.34%
No	93	42.66%	0	0.00%	93	42.66%
<b>Cast Votes:</b>	<b>218</b>	<b>93.97%</b>	<b>0</b>	<b>0.00%</b>	<b>218</b>	<b>93.97%</b>

INITIATIVE MEASURE 901, Vote For 1

Yes	129	56.33%	0	0.00%	129	56.33%
No	100	43.67%	0	0.00%	100	43.67%
<b>Cast Votes:</b>	<b>229</b>	<b>98.71%</b>	<b>0</b>	<b>0.00%</b>	<b>229</b>	<b>98.71%</b>

INITIATIVE MEASURE 912, Vote For 1

Yes	122	53.98%	0	0.00%	122	53.98%
No	104	46.02%	0	0.00%	104	46.02%
<b>Cast Votes:</b>	<b>226</b>	<b>97.41%</b>	<b>0</b>	<b>0.00%</b>	<b>226</b>	<b>97.41%</b>

INITIATIVE MEASURE 330, Vote For 1

Yes	107	47.35%	0	0.00%	107	47.35%
No	119	52.65%	0	0.00%	119	52.65%
<b>Cast Votes:</b>	<b>226</b>	<b>97.41%</b>	<b>0</b>	<b>0.00%</b>	<b>226</b>	<b>97.41%</b>

INITIATIVE MEASURE 336, Vote For 1

Yes	90	39.82%	0	0.00%	90	39.82%
No	136	60.18%	0	0.00%	136	60.18%
<b>Cast Votes:</b>	<b>226</b>	<b>97.41%</b>	<b>0</b>	<b>0.00%</b>	<b>226</b>	<b>97.41%</b>

SENATE JOINT RESOLUTION 8207, Vote For 1

Approved	111	55.22%	0	0.00%	111	55.22%
Rejected	90	44.78%	0	0.00%	90	44.78%
<b>Cast Votes:</b>	<b>201</b>	<b>86.64%</b>	<b>0</b>	<b>0.00%</b>	<b>201</b>	<b>86.64%</b>

FIRE DISTRICT No. 8, COMMISSIONER POSITION 2, Vote For 1

JOHN E. RUTHFORD JR.	150	100.00%	0	0.00%	150	100.00%
Write-in (W)	0	0.00%	0	0.00%	0	0.00%
<b>Cast Votes:</b>	<b>150</b>	<b>64.66%</b>	<b>0</b>	<b>0.00%</b>	<b>150</b>	<b>64.66%</b>

HOSPITAL DISTRICT No. 304, COMMISSIONER POSITION 2, Vote For 1

CHUCK RUHL	168	100.00%	0	0.00%	168	100.00%
Write-in (W)	0	0.00%	0	0.00%	0	0.00%
<b>Cast Votes:</b>	<b>168</b>	<b>72.41%</b>	<b>0</b>	<b>0.00%</b>	<b>168</b>	<b>72.41%</b>

HOSPITAL DISTRICT No. 304, COMMISSIONER POSITION 4, Vote For 1

DANIEL H. GARCIA	160	100.00%	0	0.00%	160	100.00%
Write-in (W)	0	0.00%	0	0.00%	0	0.00%
<b>Cast Votes:</b>	<b>160</b>	<b>68.97%</b>	<b>0</b>	<b>0.00%</b>	<b>160</b>	<b>68.97%</b>

HOSPITAL DISTRICT No. 304, COMMISSIONER POSITION 5, TWO YEAR UNEXPIRED TERM, Vote For 1

ROBERT M. STANLEY	155	100.00%	0	0.00%	155	100.00%
Write-in (W)	0	0.00%	0	0.00%	0	0.00%
<b>Cast Votes:</b>	<b>155</b>	<b>66.81%</b>	<b>0</b>	<b>0.00%</b>	<b>155</b>	<b>66.81%</b>



200511290178  
Skagit County Auditor

11/29/2005 Page 109 of 290 3:04PM

Total Number of Voters : 38,599 of 60,859 = 63.42%

Party	Candidate	Early	Election	Total
<b>Precinct 139 Minkler (Ballots Cast: 232)</b>				
<b>PORT OF SKAGIT, COMMISSIONER DISTRICT 2, Vote For 1</b>				
	JERRY KAUFMAN	159 100.00%	0 0.00%	159 100.00%
	Write-in (W)	0 0.00%	0 0.00%	0 0.00%
	Cast Votes:	159 68.53%	0 0.00%	159 68.53%
<b>SEDRO-WOLLEY SCHOOL DISTRICT 101, DIRECTOR DISTRICT 1, Vote For 1</b>				
	JIM KALLIO	165 100.00%	0 0.00%	165 100.00%
	Write-in (W)	0 0.00%	0 0.00%	0 0.00%
	Cast Votes:	165 71.12%	0 0.00%	165 71.12%
<b>SEDRO-WOLLEY SCHOOL DISTRICT 101, DIRECTOR DISTRICT 4, Vote For 1</b>				
	DAVID L. CARROLL	157 100.00%	0 0.00%	157 100.00%
	Write-in (W)	0 0.00%	0 0.00%	0 0.00%
	Cast Votes:	157 67.67%	0 0.00%	157 67.67%
<b>SEDRO-WOLLEY SCHOOL DISTRICT 101, DIRECTOR DISTRICT 5, Vote For 1</b>				
	MIKE JANICKI	177 100.00%	0 0.00%	177 100.00%
	Write-in (W)	0 0.00%	0 0.00%	0 0.00%
	Cast Votes:	177 76.29%	0 0.00%	177 76.29%

11/29/2005 3:04PM  
 Skagit County Auditor  
 200511290178  
 Page 110 of 290

2005 General Election

Precinct Report — Official  
 OFFICIAL BALLOT — SKAGIT COUNTY, WASHINGTON — November 08, 2005

Page 74 of 253

11/29/2005 12:17 PM

Precincts Reporting 116 of 116 = 100.00%

Total Number of Voters : 38,599 of 60,859 = 63.42%

Party	Candidate	Early	Election	Total	
<b>Precinct 140 Montborne (Ballots Cast: 407)</b>					
<b>INITIATIVE MEASURE 900, Vote For 1</b>					
	Yes	218	56.04%	0 0.00%	218 56.04%
	No	171	43.96%	0 0.00%	171 43.96%
	Cast Votes:	389	95.58%	0 0.00%	389 95.58%
<b>INITIATIVE MEASURE 901, Vote For 1</b>					
	Yes	240	60.45%	0 0.00%	240 60.45%
	No	157	39.55%	0 0.00%	157 39.55%
	Cast Votes:	397	97.54%	0 0.00%	397 97.54%
<b>INITIATIVE MEASURE 912, Vote For 1</b>					
	Yes	232	58.00%	0 0.00%	232 58.00%
	No	168	42.00%	0 0.00%	168 42.00%
	Cast Votes:	400	98.28%	0 0.00%	400 98.28%
<b>INITIATIVE MEASURE 330, Vote For 1</b>					
	Yes	237	58.66%	0 0.00%	237 58.66%
	No	167	41.34%	0 0.00%	167 41.34%
	Cast Votes:	404	99.26%	0 0.00%	404 99.26%
<b>INITIATIVE MEASURE 336, Vote For 1</b>					
	Yes	121	30.17%	0 0.00%	121 30.17%
	No	280	69.83%	0 0.00%	280 69.83%
	Cast Votes:	401	98.53%	0 0.00%	401 98.53%
<b>SENATE JOINT RESOLUTION 8207, Vote For 1</b>					
	Approved	231	65.07%	0 0.00%	231 65.07%
	Rejected	124	34.93%	0 0.00%	124 34.93%
	Cast Votes:	355	87.22%	0 0.00%	355 87.22%
<b>FIRE DISTRICT No. 4, COMMISSIONER POSITION 2, Vote For 1</b>					
	JEFF JANSMA	85	100.00%	0 0.00%	85 100.00%
	Write-in (W)	0	0.00%	0 0.00%	0 0.00%
	Cast Votes:	85	73.91%	0 0.00%	85 73.91%
<b>FIRE DISTRICT No. 9, COMMISSIONER POSITION 2, Vote For 1</b>					
	D. BRUCE THOMSON	205	100.00%	0 0.00%	205 100.00%
	Write-in (W)	0	0.00%	0 0.00%	0 0.00%
	Cast Votes:	205	70.21%	0 0.00%	205 70.21%
<b>HOSPITAL DISTRICT No. 1, COMMISSIONER POSITION 3, Vote For 1</b>					
	STAN OLSON	284	100.00%	0 0.00%	284 100.00%
	Write-in (W)	0	0.00%	0 0.00%	0 0.00%
	Cast Votes:	284	69.78%	0 0.00%	284 69.78%

200511290178  
 Skagit County Auditor  
 11/29/2005 Page 111 of 290 3:04PM

Total Number of Voters : 38,599 of 60,859 = 63.42%

Party	Candidate	Early	Election	Total
<b>Precinct 140 Montborne (Ballots Cast: 407)</b>				
<b>HOSPITAL DISTRICT No. 1, COMMISSIONER POSITION 5, Vote For 1</b>				
	CLARK D. TODD	136 50.75%	0 0.00%	136 50.75%
	MATTHEW HALLIDAY	132 49.25%	0 0.00%	132 49.25%
	Write-in (W)	0 0.00%	0 0.00%	0 0.00%
	Cast Votes:	268 65.85%	0 0.00%	268 65.85%
<b>PORT OF SKAGIT, COMMISSIONER DISTRICT 2, Vote For 1</b>				
	JERRY KAUFMAN	276 100.00%	0 0.00%	276 100.00%
	Write-in (W)	0 0.00%	0 0.00%	0 0.00%
	Cast Votes:	276 67.81%	0 0.00%	276 67.81%
<b>SEDRO-WOOLLEY SCHOOL DISTRICT 101, DIRECTOR DISTRICT 1, Vote For 1</b>				
	JIM KALLIO	280 100.00%	0 0.00%	280 100.00%
	Write-in (W)	0 0.00%	0 0.00%	0 0.00%
	Cast Votes:	280 68.80%	0 0.00%	280 68.80%
<b>SEDRO-WOOLLEY SCHOOL DISTRICT 101, DIRECTOR DISTRICT 4, Vote For 1</b>				
	DAVID L. CARROLL	273 100.00%	0 0.00%	273 100.00%
	Write-in (W)	0 0.00%	0 0.00%	0 0.00%
	Cast Votes:	273 67.08%	0 0.00%	273 67.08%
<b>SEDRO-WOOLLEY SCHOOL DISTRICT 101, DIRECTOR DISTRICT 5, Vote For 1</b>				
	MIKE JANICKI	291 100.00%	0 0.00%	291 100.00%
	Write-in (W)	0 0.00%	0 0.00%	0 0.00%
	Cast Votes:	291 71.50%	0 0.00%	291 71.50%
<b>SEWER DISTRICT No. 2, COMMISSIONER POSITION 2, SHORT/FULL TERM, Vote For 1</b>				
	LARRY VAN SICKLE	77 100.00%	0 0.00%	77 100.00%
	Write-in (W)	0 0.00%	0 0.00%	0 0.00%
	Cast Votes:	77 67.54%	0 0.00%	77 67.54%
<b>SEWER DISTRICT No. 2, COMMISSIONER POSITION 3, FOUR YEAR UNEXPIRED TERM, Vote For 1</b>				
	GERALD R. SEVERSON	82 100.00%	0 0.00%	82 100.00%
	Write-in (W)	0 0.00%	0 0.00%	0 0.00%
	Cast Votes:	82 71.93%	0 0.00%	82 71.93%

200511290178  
 Skagit County Auditor  
 11/29/2005 Page 112 of 290 3:04PM

2005 General Election

Precinct Report — Official  
OFFICIAL BALLOT — SKAGIT COUNTY, WASHINGTON — November 08, 2005

Total Number of Voters : 38,599 of 60,859 = 63.42%

Party	Candidate	Early	Election	Total
-------	-----------	-------	----------	-------

Precinct 141 Nookachmp (Ballots Cast: 242)

<b>INITIATIVE MEASURE 900, Vote For 1</b>					
Yes		111	47.03%	0 0.00%	111 47.03%
No		125	52.97%	0 0.00%	125 52.97%
Cast Votes:		236	97.52%	0 0.00%	236 97.52%
<b>INITIATIVE MEASURE 901, Vote For 1</b>					
Yes		140	58.58%	0 0.00%	140 58.58%
No		99	41.42%	0 0.00%	99 41.42%
Cast Votes:		239	98.76%	0 0.00%	239 98.76%
<b>INITIATIVE MEASURE 912, Vote For 1</b>					
Yes		112	47.26%	0 0.00%	112 47.26%
No		125	52.74%	0 0.00%	125 52.74%
Cast Votes:		237	97.93%	0 0.00%	237 97.93%
<b>INITIATIVE MEASURE 330, Vote For 1</b>					
Yes		120	50.63%	0 0.00%	120 50.63%
No		117	49.37%	0 0.00%	117 49.37%
Cast Votes:		237	97.93%	0 0.00%	237 97.93%
<b>INITIATIVE MEASURE 336, Vote For 1</b>					
Yes		91	38.40%	0 0.00%	91 38.40%
No		146	61.60%	0 0.00%	146 61.60%
Cast Votes:		237	97.93%	0 0.00%	237 97.93%
<b>SENATE JOINT RESOLUTION 8207, Vote For 1</b>					
Approved		145	65.02%	0 0.00%	145 65.02%
Rejected		78	34.98%	0 0.00%	78 34.98%
Cast Votes:		223	92.15%	0 0.00%	223 92.15%
<b>CEMETERY DISTRICT No. 6 COMMISSIONER, Vote For 1</b>					
ALICE HANSON		177	100.00%	0 0.00%	177 100.00%
Write-in (W)		0	0.00%	0 0.00%	0 0.00%
Cast Votes:		177	75.00%	0 0.00%	177 75.00%
<b>FIRE DISTRICT No. 4, COMMISSIONER POSITION 2, Vote For 1</b>					
JEFF JANSMA		172	100.00%	0 0.00%	172 100.00%
Write-in (W)		0	0.00%	0 0.00%	0 0.00%
Cast Votes:		172	71.07%	0 0.00%	172 71.07%
<b>HOSPITAL DISTRICT No. 304, COMMISSIONER POSITION 2, Vote For 1</b>					
CHUCK RUHL		175	100.00%	0 0.00%	175 100.00%
Write-in (W)		0	0.00%	0 0.00%	0 0.00%
Cast Votes:		175	72.31%	0 0.00%	175 72.31%
<b>HOSPITAL DISTRICT No. 304, COMMISSIONER POSITION 4, Vote For 1</b>					
DANIEL H. GARCIA		173	100.00%	0 0.00%	173 100.00%
Write-in (W)		0	0.00%	0 0.00%	0 0.00%
Cast Votes:		173	71.49%	0 0.00%	173 71.49%




200511290178  
Skagit County Auditor

11/29/2005 Page 113 of 290 3:04PM

Total Number of Voters : 38,599 of 60,859 = 63.42%

Party	Candidate	Early	Election	Total	
<b>Precinct 141 Nookachmp (Ballots Cast: 242)</b>					
<b>HOSPITAL DISTRICT No. 304, COMMISSIONER POSITION 5, TWO YEAR UNEXPIRED TERM, Vote For 1</b>					
	ROBERT M. STANLEY	166	100.00%	0 0.00%	166 100.00%
	Write-in (W)	0	0.00%	0 0.00%	0 0.00%
	Cast Votes:	166	68.60%	0 0.00%	166 68.60%
<b>PORT OF SKAGIT, COMMISSIONER DISTRICT 2, Vote For 1</b>					
	JERRY KAUFMAN	165	100.00%	0 0.00%	165 100.00%
	Write-in (W)	0	0.00%	0 0.00%	0 0.00%
	Cast Votes:	165	68.18%	0 0.00%	165 68.18%
<b>SEDRO-WOOLLEY SCHOOL DISTRICT 101, DIRECTOR DISTRICT 1, Vote For 1</b>					
	JIM KALLIO	170	100.00%	0 0.00%	170 100.00%
	Write-in (W)	0	0.00%	0 0.00%	0 0.00%
	Cast Votes:	170	70.25%	0 0.00%	170 70.25%
<b>SEDRO-WOOLLEY SCHOOL DISTRICT 101, DIRECTOR DISTRICT 4, Vote For 1</b>					
	DAVID L. CARROLL	165	100.00%	0 0.00%	165 100.00%
	Write-in (W)	0	0.00%	0 0.00%	0 0.00%
	Cast Votes:	165	68.18%	0 0.00%	165 68.18%
<b>SEDRO-WOOLLEY SCHOOL DISTRICT 101, DIRECTOR DISTRICT 5, Vote For 1</b>					
	MIKE JANICKI	176	100.00%	0 0.00%	176 100.00%
	Write-in (W)	0	0.00%	0 0.00%	0 0.00%
	Cast Votes:	176	72.73%	0 0.00%	176 72.73%



11/29/2005 Page 114 of 290 3:04PM


Total Number of Voters : 38,599 of 60,859 = 63.42%

Precincts Reporting 116 of 116 = 100.00%

Party	Candidate	Early	Election	Total
-------	-----------	-------	----------	-------

**Precinct 144 Skvridge (Ballots Cast: 448)**

<b>INITIATIVE MEASURE 900, Vote For 1</b>					
Yes		216	50.59%	0 0.00%	216 50.59%
No		211	49.41%	0 0.00%	211 49.41%
Cast Votes:		427	95.31%	0 0.00%	427 95.31%
<b>INITIATIVE MEASURE 901, Vote For 1</b>					
Yes		280	63.35%	0 0.00%	280 63.35%
No		162	36.65%	0 0.00%	162 36.65%
Cast Votes:		442	98.66%	0 0.00%	442 98.66%
<b>INITIATIVE MEASURE 912, Vote For 1</b>					
Yes		214	48.75%	0 0.00%	214 48.75%
No		225	51.25%	0 0.00%	225 51.25%
Cast Votes:		439	97.99%	0 0.00%	439 97.99%
<b>INITIATIVE MEASURE 330, Vote For 1</b>					
Yes		221	50.11%	0 0.00%	221 50.11%
No		220	49.89%	0 0.00%	220 49.89%
Cast Votes:		441	98.44%	0 0.00%	441 98.44%
<b>INITIATIVE MEASURE 336, Vote For 1</b>					
Yes		117	26.59%	0 0.00%	117 26.59%
No		323	73.41%	0 0.00%	323 73.41%
Cast Votes:		440	98.21%	0 0.00%	440 98.21%
<b>SENATE JOINT RESOLUTION 8207, Vote For 1</b>					
Approved		259	67.45%	0 0.00%	259 67.45%
Rejected		125	32.55%	0 0.00%	125 32.55%
Cast Votes:		384	85.71%	0 0.00%	384 85.71%
<b>FIRE DISTRICT No. 1, COMMISSIONER POSITION 1, TWO-YEAR UNEXPIRED TERM, Vote For 1</b>					
DALE RUTAN		63	100.00%	0 0.00%	63 100.00%
Write-in (W)		0	0.00%	0 0.00%	0 0.00%
Cast Votes:		63	91.30%	0 0.00%	63 91.30%
<b>FIRE DISTRICT No. 1, COMMISSIONER POSITION 2, Vote For 1</b>					
ROY ANGEVINE		60	100.00%	0 0.00%	60 100.00%
Write-in (W)		0	0.00%	0 0.00%	0 0.00%
Cast Votes:		60	86.96%	0 0.00%	60 86.96%
<b>FIRE DISTRICT No. 1, COMMISSIONER POSITION 3, FOUR YEAR UNEXPIRED TERM, Vote For 1</b>					
DANNY WATTS		36	100.00%	0 0.00%	36 100.00%
Write-in (W)		0	0.00%	0 0.00%	0 0.00%
Cast Votes:		36	52.17%	0 0.00%	36 52.17%
<b>FIRE DISTRICT No. 3, COMMISSIONER POSITION 1, TWO-YEAR UNEXPIRED TERM, Vote For 1</b>					
DAN C. SNEVA		256	100.00%	0 0.00%	256 100.00%
Write-in (W)		0	0.00%	0 0.00%	0 0.00%
Cast Votes:		256	67.55%	0 0.00%	256 67.55%



20511290178  
Skagit County Auditor

11/29/2005 Page 115 of 290 3:04PM

Total Number of Voters : 38,599 of 60,859 = 63.42%

Precincts Reporting 116 of 116 = 100.00%

Party	Candidate	Early	Election	Total
-------	-----------	-------	----------	-------

**Precinct 144 Skyridge (Ballots Cast: 448)**

**FIRE DISTRICT No. 3, COMMISSIONER POSITION 2, Vote For 1**

EDWARD KEMPER	85	47.75%	0	0.00%	85	47.75%
KARL STADLER	93	52.25%	0	0.00%	93	52.25%
Write-in (W)	0	0.00%	0	0.00%	0	0.00%

Cast Votes: 178 46.97% 0 0.00% 178 46.97%

**HOSPITAL DISTRICT No. 1, COMMISSIONER POSITION 3, Vote For 1**

STAN OLSON	300	100.00%	0	0.00%	300	100.00%
Write-in (W)	0	0.00%	0	0.00%	0	0.00%

Cast Votes: 300 66.96% 0 0.00% 300 66.96%

**HOSPITAL DISTRICT No. 1, COMMISSIONER POSITION 5, Vote For 1**

CLARK D. TODD	163	52.24%	0	0.00%	163	52.24%
MATTHEW HALLIDAY	149	47.76%	0	0.00%	149	47.76%
Write-in (W)	0	0.00%	0	0.00%	0	0.00%

Cast Votes: 312 69.64% 0 0.00% 312 69.64%

**PORT OF SKAGIT, COMMISSIONER DISTRICT 2, Vote For 1**

JERRY KAUFMAN	290	100.00%	0	0.00%	290	100.00%
Write-in (W)	0	0.00%	0	0.00%	0	0.00%

Cast Votes: 290 64.73% 0 0.00% 290 64.73%

**MOUNT VERNON SCHOOL DISTRICT 320, DIRECTOR DISTRICT 4, Vote For 1**


LUANNE GORDON BURKHART	287	100.00%	0	0.00%	287	100.00%
Write-in (W)	0	0.00%	0	0.00%	0	0.00%

Cast Votes: 287 64.06% 0 0.00% 287 64.06%

**MOUNT VERNON SCHOOL DISTRICT 320, DIRECTOR DISTRICT 5, Vote For 1**

DIANA LOPEZ	129	36.24%	0	0.00%	129	36.24%
CHARLES GUILDNER	227	63.76%	0	0.00%	227	63.76%
Write-in (W)	0	0.00%	0	0.00%	0	0.00%

Cast Votes: 356 79.46% 0 0.00% 356 79.46%



200511290178  
 Skagit County Auditor  
 11/29/2005 Page 116 of 290 3:04PM



Total Number of Voters : 38,599 of 60,859 = 63.42%

Party	Candidate	Early	Election	Total	
<b>Precinct 145 Prairie (Ballots Cast: 269)</b>					
<b>INITIATIVE MEASURE 900, Vote For 1</b>					
	Yes	156	60.23%	0 0.00%	156 60.23%
	No	103	39.77%	0 0.00%	103 39.77%
	<b>Cast Votes:</b>	<b>259</b>	<b>96.28%</b>	<b>0 0.00%</b>	<b>259 96.28%</b>
<b>INITIATIVE MEASURE 901, Vote For 1</b>					
	Yes	133	49.63%	0 0.00%	133 49.63%
	No	135	50.37%	0 0.00%	135 50.37%
	<b>Cast Votes:</b>	<b>268</b>	<b>99.63%</b>	<b>0 0.00%</b>	<b>268 99.63%</b>
<b>INITIATIVE MEASURE 912, Vote For 1</b>					
	Yes	165	62.03%	0 0.00%	165 62.03%
	No	101	37.97%	0 0.00%	101 37.97%
	<b>Cast Votes:</b>	<b>266</b>	<b>98.88%</b>	<b>0 0.00%</b>	<b>266 98.88%</b>
<b>INITIATIVE MEASURE 330, Vote For 1</b>					
	Yes	137	51.50%	0 0.00%	137 51.50%
	No	129	48.50%	0 0.00%	129 48.50%
	<b>Cast Votes:</b>	<b>266</b>	<b>98.88%</b>	<b>0 0.00%</b>	<b>266 98.88%</b>
<b>INITIATIVE MEASURE 336, Vote For 1</b>					
	Yes	98	37.12%	0 0.00%	98 37.12%
	No	166	62.88%	0 0.00%	166 62.88%
	<b>Cast Votes:</b>	<b>264</b>	<b>98.14%</b>	<b>0 0.00%</b>	<b>264 98.14%</b>
<b>SENATE JOINT RESOLUTION 8207, Vote For 1</b>					
	Approved	137	55.92%	0 0.00%	137 55.92%
	Rejected	108	44.08%	0 0.00%	108 44.08%
	<b>Cast Votes:</b>	<b>245</b>	<b>91.08%</b>	<b>0 0.00%</b>	<b>245 91.08%</b>
<b>FIRE DISTRICT No. 8, COMMISSIONER POSITION 2, Vote For 1</b>					
	JOHN E. RUTHFORD JR.	179	100.00%	0 0.00%	179 100.00%
	Write-in (W)	0	0.00%	0 0.00%	0 0.00%
	<b>Cast Votes:</b>	<b>179</b>	<b>66.79%</b>	<b>0 0.00%</b>	<b>179 66.79%</b>
<b>HOSPITAL DISTRICT No. 304, COMMISSIONER POSITION 2, Vote For 1</b>					
	CHUCK RUHL	182	100.00%	0 0.00%	182 100.00%
	Write-in (W)	0	0.00%	0 0.00%	0 0.00%
	<b>Cast Votes:</b>	<b>182</b>	<b>67.66%</b>	<b>0 0.00%</b>	<b>182 67.66%</b>
<b>HOSPITAL DISTRICT No. 304, COMMISSIONER POSITION 4, Vote For 1</b>					
	DANIEL H. GARCIA	175	100.00%	0 0.00%	175 100.00%
	Write-in (W)	0	0.00%	0 0.00%	0 0.00%
	<b>Cast Votes:</b>	<b>175</b>	<b>65.06%</b>	<b>0 0.00%</b>	<b>175 65.06%</b>
<b>HOSPITAL DISTRICT No. 304, COMMISSIONER POSITION 5, TWO YEAR UNEXPIRED TERM, Vote For 1</b>					
	ROBERT M. STANLEY	174	100.00%	0 0.00%	174 100.00%
	Write-in (W)	0	0.00%	0 0.00%	0 0.00%
	<b>Cast Votes:</b>	<b>174</b>	<b>64.68%</b>	<b>0 0.00%</b>	<b>174 64.68%</b>



200511290178  
 Skagit County Auditor

11/29/2005 Page 117 of 290 3:04PM

Total Number of Voters : 38,599 of 60,859 = 63.42%

Precincts Reporting 116 of 116 = 100.00%

Party	Candidate	Early	Election	Total
-------	-----------	-------	----------	-------

**Precinct 145 Prairie (Ballots Cast: 269)**

<b>PORT OF SKAGIT, COMMISSIONER DISTRICT 2, Vote For 1</b>					
	JERRY KAUFMAN	176	100.00%	0 0.00%	176 100.00%
	Write-in (W)	0	0.00%	0 0.00%	0 0.00%
	Cast Votes:	176	65.43%	0 0.00%	176 65.43%
<b>SEDRO-WOLLEY SCHOOL DISTRICT 101, DIRECTOR DISTRICT 1, Vote For 1</b>					
	JIM KALLIO	180	100.00%	0 0.00%	180 100.00%
	Write-in (W)	0	0.00%	0 0.00%	0 0.00%
	Cast Votes:	180	66.91%	0 0.00%	180 66.91%
<b>SEDRO-WOLLEY SCHOOL DISTRICT 101, DIRECTOR DISTRICT 4, Vote For 1</b>					
	DAVID L. CARROLL	171	100.00%	0 0.00%	171 100.00%
	Write-in (W)	0	0.00%	0 0.00%	0 0.00%
	Cast Votes:	171	63.57%	0 0.00%	171 63.57%
<b>SEDRO-WOLLEY SCHOOL DISTRICT 101, DIRECTOR DISTRICT 5, Vote For 1</b>					
	MIKE JANICKI	183	100.00%	0 0.00%	183 100.00%
	Write-in (W)	0	0.00%	0 0.00%	0 0.00%
	Cast Votes:	183	68.03%	0 0.00%	183 68.03%



200511290178  
 Skagit County Auditor

11/29/2005 Page 118 of 290 3:04PM


2005 General Election

Precinct Report — Official  
OFFICIAL BALLOT — SKAGIT COUNTY, WASHINGTON — November 08, 2005

Total Number of Voters : 38,599 of 60,859 = 63.42%

Precincts Reporting 116 of 116 = 100.00%

Party	Candidate	Early	Election	Total	
<b>Precinct 146 Pt Williams (Ballots Cast: 368)</b>					
<b>INITIATIVE MEASURE 900, Vote For 1</b>					
	Yes	182	52.91%	0 0.00%	182 52.91%
	No	162	47.09%	0 0.00%	162 47.09%
	Cast Votes:	344	93.48%	0 0.00%	344 93.48%
<b>INITIATIVE MEASURE 901, Vote For 1</b>					
	Yes	237	65.11%	0 0.00%	237 65.11%
	No	127	34.89%	0 0.00%	127 34.89%
	Cast Votes:	364	98.91%	0 0.00%	364 98.91%
<b>INITIATIVE MEASURE 912, Vote For 1</b>					
	Yes	144	40.22%	0 0.00%	144 40.22%
	No	214	59.78%	0 0.00%	214 59.78%
	Cast Votes:	358	97.28%	0 0.00%	358 97.28%
<b>INITIATIVE MEASURE 330, Vote For 1</b>					
	Yes	190	52.20%	0 0.00%	190 52.20%
	No	174	47.80%	0 0.00%	174 47.80%
	Cast Votes:	364	98.91%	0 0.00%	364 98.91%
<b>INITIATIVE MEASURE 336, Vote For 1</b>					
	Yes	112	31.28%	0 0.00%	112 31.28%
	No	246	68.72%	0 0.00%	246 68.72%
	Cast Votes:	358	97.28%	0 0.00%	358 97.28%
<b>SENATE JOINT RESOLUTION 8207, Vote For 1</b>					
	Approved	257	78.35%	0 0.00%	257 78.35%
	Rejected	71	21.65%	0 0.00%	71 21.65%
	Cast Votes:	328	89.13%	0 0.00%	328 89.13%
<b>CEMETERY DISTRICT No. 4 COMMISSIONER, Vote For 1</b>					
	CURT M. DANILSON	237	100.00%	0 0.00%	237 100.00%
	Write-in (W)	0	0.00%	0 0.00%	0 0.00%
	Cast Votes:	237	64.40%	0 0.00%	237 64.40%
<b>FIRE DISTRICT No. 5, COMMISSIONER POSITION 3, Vote For 1</b>					
	JOLYNN "JL" WOODBURY	243	100.00%	0 0.00%	243 100.00%
	Write-in (W)	0	0.00%	0 0.00%	0 0.00%
	Cast Votes:	243	66.03%	0 0.00%	243 66.03%
<b>HOSPITAL DISTRICT No. 304, COMMISSIONER POSITION 2, Vote For 1</b>					
	CHUCK RUHL	237	100.00%	0 0.00%	237 100.00%
	Write-in (W)	0	0.00%	0 0.00%	0 0.00%
	Cast Votes:	237	64.40%	0 0.00%	237 64.40%
<b>HOSPITAL DISTRICT No. 304, COMMISSIONER POSITION 4, Vote For 1</b>					
	DANIEL H. GARCIA	219	100.00%	0 0.00%	219 100.00%
	Write-in (W)	0	0.00%	0 0.00%	0 0.00%
	Cast Votes:	219	59.51%	0 0.00%	219 59.51%


 200511290178  
 Skagit County Auditor  
 11/29/2005 Page 119 of 290 3:04PM

Total Number of Voters : 38,599 of 60,859 = 63.42%

Party	Candidate	Early	Election	Total
<b>Precinct 146 Pt Williams (Ballots Cast: 368)</b>				
<b>HOSPITAL DISTRICT No. 304, COMMISSIONER POSITION 5, TWO YEAR UNEXPIRED TERM, Vote For 1</b>				
	ROBERT M. STANLEY	228 100.00%	0 0.00%	228 100.00%
	Write-in (W)	0 0.00%	0 0.00%	0 0.00%
	Cast Votes:	228 61.96%	0 0.00%	228 61.96%
<b>PORT OF ANACORTES, COMMISSIONER DISTRICT 1, Vote For 1</b>				
	RAY NIVER	212 80.92%	0 0.00%	212 80.92%
	Write-in (W)	0 0.00%	0 0.00%	0 0.00%
	Anni Brogan (W)	50 19.08%	0 0.00%	50 19.08%
	Cast Votes:	262 71.20%	0 0.00%	262 71.20%
<b>PORT OF ANACORTES, COMMISSIONER DISTRICT 2, Vote For 1</b>				
	BILL SHORT	104 39.39%	0 0.00%	104 39.39%
	JAMES TAYLOR	160 60.61%	0 0.00%	160 60.61%
	Write-in (W)	0 0.00%	0 0.00%	0 0.00%
	Cast Votes:	264 71.74%	0 0.00%	264 71.74%
<b>PORT OF ANACORTES, COMMISSIONER DISTRICT 4, TWO YEAR UNEXPIRED TERM, Vote For 1</b>				
	PAT D. MOONEY	136 50.18%	0 0.00%	136 50.18%
	BRIAN R. WETCHER	135 49.82%	0 0.00%	135 49.82%
	Write-in (W)	0 0.00%	0 0.00%	0 0.00%
	Cast Votes:	271 73.64%	0 0.00%	271 73.64%
<b>PORT OF ANACORTES, COMMISSIONER DISTRICT 5, Vote For 1</b>				
	BARBARA D. STEPHAN	105 41.50%	0 0.00%	105 41.50%
	KEITH RUBIN	148 58.50%	0 0.00%	148 58.50%
	Write-in (W)	0 0.00%	0 0.00%	0 0.00%
	Cast Votes:	253 68.75%	0 0.00%	253 68.75%
<b>BURLINGTON-EDISON SCHOOL DISTRICT 100, DIRECTOR DISTRICT 2, Vote For 1</b>				
	MIKE DYNES	183 66.79%	0 0.00%	183 66.79%
	GERALDINE (GERI) HOFER	91 33.21%	0 0.00%	91 33.21%
	Write-in (W)	0 0.00%	0 0.00%	0 0.00%
	Cast Votes:	274 74.46%	0 0.00%	274 74.46%
<b>BURLINGTON-EDISON SCHOOL DISTRICT 100, DIRECTOR DISTRICT 5, Vote For 1</b>				
	DICK SPINK	237 100.00%	0 0.00%	237 100.00%
	Write-in (W)	0 0.00%	0 0.00%	0 0.00%
	Cast Votes:	237 64.40%	0 0.00%	237 64.40%



11/29/2005 Page 120 of 290 3:04PM

2005 General Election

Precinct Report — Official  
OFFICIAL BALLOT — SKAGIT COUNTY, WASHINGTON — November 08, 2005

Total Number of Voters : 38,599 of 60,859 = 63.42%

Precincts Reporting 116 of 116 = 100.00%

Party	Candidate	Early	Election	Total
<b>Precinct 147 Ridgeway (Ballots Cast: 303)</b>				
<b>INITIATIVE MEASURE 900, Vote For 1</b>				
	Yes	137 48.41%	0 0.00%	137 48.41%
	No	146 51.59%	0 0.00%	146 51.59%
	Cast Votes:	283 93.40%	0 0.00%	283 93.40%
<b>INITIATIVE MEASURE 901, Vote For 1</b>				
	Yes	150 49.67%	0 0.00%	150 49.67%
	No	152 50.33%	0 0.00%	152 50.33%
	Cast Votes:	302 99.67%	0 0.00%	302 99.67%
<b>INITIATIVE MEASURE 912, Vote For 1</b>				
	Yes	151 50.67%	0 0.00%	151 50.67%
	No	147 49.33%	0 0.00%	147 49.33%
	Cast Votes:	298 98.35%	0 0.00%	298 98.35%
<b>INITIATIVE MEASURE 330, Vote For 1</b>				
	Yes	152 51.88%	0 0.00%	152 51.88%
	No	141 48.12%	0 0.00%	141 48.12%
	Cast Votes:	293 96.70%	0 0.00%	293 96.70%
<b>INITIATIVE MEASURE 336, Vote For 1</b>				
	Yes	98 34.03%	0 0.00%	98 34.03%
	No	190 65.97%	0 0.00%	190 65.97%
	Cast Votes:	288 95.05%	0 0.00%	288 95.05%
<b>SENATE JOINT RESOLUTION 8207, Vote For 1</b>				
	Approved	166 61.94%	0 0.00%	166 61.94%
	Rejected	102 38.06%	0 0.00%	102 38.06%
	Cast Votes:	268 88.45%	0 0.00%	268 88.45%
<b>CEMETERY DISTRICT No. 1 COMMISSIONER, Vote For 1</b>				
	DAVID DENTON	181 100.00%	0 0.00%	181 100.00%
	Write-in (W)	0 0.00%	0 0.00%	0 0.00%
	Cast Votes:	181 75.10%	0 0.00%	181 75.10%
<b>FIRE DISTRICT No. 2, COMMISSIONER POSITION 2, Vote For 1</b>				
	MICHAEL L. MADLUNG	224 100.00%	0 0.00%	224 100.00%
	Write-in (W)	0 0.00%	0 0.00%	0 0.00%
	Cast Votes:	224 73.93%	0 0.00%	224 73.93%
<b>HOSPITAL DISTRICT No. 1, COMMISSIONER POSITION 3, Vote For 1</b>				
	STAN OLSON	181 100.00%	0 0.00%	181 100.00%
	Write-in (W)	0 0.00%	0 0.00%	0 0.00%
	Cast Votes:	181 69.62%	0 0.00%	181 69.62%

  
 200511290178  
 Skagit County Auditor  
 11/29/2005 Page 121 of 290 3:04PM

Total Number of Voters : 38,599 of 60,859 = 63.42%

Party	Candidate	Early	Election	Total
-------	-----------	-------	----------	-------

**Precinct 147 Ridgeway (Ballots Cast: 303)**

<b>HOSPITAL DISTRICT No. 1, COMMISSIONER POSITION 5, Vote For 1</b>							
	CLARK D. TODD	101	54.30%	0	0.00%	101	54.30%
	MATTHEW HALLIDAY	85	45.70%	0	0.00%	85	45.70%
	Write-in (W)	0	0.00%	0	0.00%	0	0.00%
	Cast Votes:	186	71.54%	0	0.00%	186	71.54%
<b>PORT OF SKAGIT, COMMISSIONER DISTRICT 2, Vote For 1</b>							
	JERRY KAUFMAN	223	100.00%	0	0.00%	223	100.00%
	Write-in (W)	0	0.00%	0	0.00%	0	0.00%
	Cast Votes:	223	73.60%	0	0.00%	223	73.60%
<b>MOUNT VERNON SCHOOL DISTRICT 320, DIRECTOR DISTRICT 4, Vote For 1</b>							
	LUANNE GORDON BURKHART	213	100.00%	0	0.00%	213	100.00%
	Write-in (W)	0	0.00%	0	0.00%	0	0.00%
	Cast Votes:	213	70.30%	0	0.00%	213	70.30%
<b>MOUNT VERNON SCHOOL DISTRICT 320, DIRECTOR DISTRICT 5, Vote For 1</b>							
	DIANA LOPEZ	93	37.05%	0	0.00%	93	37.05%
	CHARLES GUILDNER	158	62.95%	0	0.00%	158	62.95%
	Write-in (W)	0	0.00%	0	0.00%	0	0.00%
	Cast Votes:	251	82.84%	0	0.00%	251	82.84%

200511290178  
 Skagit County Auditor  
 11/29/2005 Page 122 of 290 3:04PM

2005 General Election

Precinct Report — Official  
OFFICIAL BALLOT — SKAGIT COUNTY, WASHINGTON — November 08, 2005

Page 86 of 253

11/29/2005 12:17 PM

Total Number of Voters : 38,599 of 60,859 = 63.42%

Precincts Reporting 116 of 116 = 100.00%

Party	Candidate	Early	Election	Total
<b>Precinct 148 Rockport (Ballots Cast: 375)</b>				
<b>INITIATIVE MEASURE 900, Vote For 1</b>				
	Yes	189 51.64%	0 0.00%	189 51.64%
	No	177 48.36%	0 0.00%	177 48.36%
	Cast Votes:	366 97.60%	0 0.00%	366 97.60%
<b>INITIATIVE MEASURE 901, Vote For 1</b>				
	Yes	206 55.08%	0 0.00%	206 55.08%
	No	168 44.92%	0 0.00%	168 44.92%
	Cast Votes:	374 99.73%	0 0.00%	374 99.73%
<b>INITIATIVE MEASURE 912, Vote For 1</b>				
	Yes	191 51.34%	0 0.00%	191 51.34%
	No	181 48.66%	0 0.00%	181 48.66%
	Cast Votes:	372 99.20%	0 0.00%	372 99.20%
<b>INITIATIVE MEASURE 330, Vote For 1</b>				
	Yes	110 29.97%	0 0.00%	110 29.97%
	No	257 70.03%	0 0.00%	257 70.03%
	Cast Votes:	367 97.87%	0 0.00%	367 97.87%
<b>INITIATIVE MEASURE 336, Vote For 1</b>				
	Yes	188 51.51%	0 0.00%	188 51.51%
	No	177 48.49%	0 0.00%	177 48.49%
	Cast Votes:	365 97.33%	0 0.00%	365 97.33%
<b>SENATE JOINT RESOLUTION 8207, Vote For 1</b>				
	Approved	255 73.70%	0 0.00%	255 73.70%
	Rejected	91 26.30%	0 0.00%	91 26.30%
	Cast Votes:	346 92.27%	0 0.00%	346 92.27%
<b>CEMETERY DISTRICT No. 5 COMMISSIONER, Vote For 1</b>				
	MARY E. JOHNSON	279 100.00%	0 0.00%	279 100.00%
	Write-in (W)	0 0.00%	0 0.00%	0 0.00%
	Cast Votes:	279 74.40%	0 0.00%	279 74.40%
<b>FIRE DISTRICT No. 10, COMMISSIONER POSITION 2, Vote For 1</b>				
	GEORGE O. ALLEN	21 31.34%	0 0.00%	21 31.34%
	LARRY HAIGHT JR.	46 68.66%	0 0.00%	46 68.66%
	Write-in (W)	0 0.00%	0 0.00%	0 0.00%
	Cast Votes:	67 72.04%	0 0.00%	67 72.04%
<b>FIRE DISTRICT No. 19, COMMISSIONER POSITION 1, TWO YEAR UNEXPIRED TERM, Vote For 1</b>				
	MICHAEL BRONDI	206 100.00%	0 0.00%	206 100.00%
	Write-in (W)	0 0.00%	0 0.00%	0 0.00%
	Cast Votes:	206 82.07%	0 0.00%	206 82.07%



200511290178  
Skagit County Auditor

11/29/2005 Page 123 of 290 3:04PM

2005 General Election

Precinct Report — Official  
 OFFICIAL BALLOT — SKAGIT COUNTY, WASHINGTON — November 08, 2005

Total Number of Voters : 38,599 of 60,859 = 63.42%

Party	Candidate	Early	Election	Total			
<b>Precinct 148 Rockport (Ballots Cast: 375)</b>							
<b>FIRE DISTRICT No. 19, COMMISSIONER POSITION 2, Vote For 1</b>							
	RANDY M. MARTIN	203	100.00%	0	0.00%	203	100.00%
	Write-in (W)	0	0.00%	0	0.00%	0	0.00%
	<b>Cast Votes:</b>	<b>203</b>	<b>79.92%</b>	<b>0</b>	<b>0.00%</b>	<b>203</b>	<b>79.92%</b>
<b>FIRE DISTRICT No. 19, COMMISSIONER POSITION 3, FOUR YEAR UNEXPIRED TERM, Vote For 1</b>							
	HOWARD O. STAFFORD	209	100.00%	0	0.00%	209	100.00%
	Write-in (W)	0	0.00%	0	0.00%	0	0.00%
	<b>Cast Votes:</b>	<b>209</b>	<b>82.28%</b>	<b>0</b>	<b>0.00%</b>	<b>209</b>	<b>82.28%</b>
<b>HOSPITAL DISTRICT No. 304, COMMISSIONER POSITION 2, Vote For 1</b>							
	CHUCK RUHL	272	100.00%	0	0.00%	272	100.00%
	Write-in (W)	0	0.00%	0	0.00%	0	0.00%
	<b>Cast Votes:</b>	<b>272</b>	<b>73.12%</b>	<b>0</b>	<b>0.00%</b>	<b>272</b>	<b>73.12%</b>
<b>HOSPITAL DISTRICT No. 304, COMMISSIONER POSITION 4, Vote For 1</b>							
	DANIEL H. GARCIA	245	100.00%	0	0.00%	245	100.00%
	Write-in (W)	0	0.00%	0	0.00%	0	0.00%
	<b>Cast Votes:</b>	<b>245</b>	<b>65.33%</b>	<b>0</b>	<b>0.00%</b>	<b>245</b>	<b>65.33%</b>
<b>HOSPITAL DISTRICT No. 304, COMMISSIONER POSITION 5, TWO YEAR UNEXPIRED TERM, Vote For 1</b>							
	ROBERT M. STANLEY	259	100.00%	0	0.00%	259	100.00%
	Write-in (W)	0	0.00%	0	0.00%	0	0.00%
	<b>Cast Votes:</b>	<b>259</b>	<b>69.62%</b>	<b>0</b>	<b>0.00%</b>	<b>259</b>	<b>69.62%</b>
<b>PORT OF SKAGIT, COMMISSIONER DISTRICT 2, Vote For 1</b>							
	JERRY KAUFMAN	260	100.00%	0	0.00%	260	100.00%
	Write-in (W)	0	0.00%	0	0.00%	0	0.00%
	<b>Cast Votes:</b>	<b>260</b>	<b>69.33%</b>	<b>0</b>	<b>0.00%</b>	<b>260</b>	<b>69.33%</b>
<b>CONCRETE SCHOOL DISTRICT 11, DIRECTOR DISTRICT 1, Vote For 1</b>							
	EDDIE ROGGE	287	100.00%	0	0.00%	287	100.00%
	Write-in (W)	0	0.00%	0	0.00%	0	0.00%
	<b>Cast Votes:</b>	<b>287</b>	<b>77.36%</b>	<b>0</b>	<b>0.00%</b>	<b>287</b>	<b>77.36%</b>
<b>CONCRETE SCHOOL DISTRICT 11, DIRECTOR DISTRICT 2, Vote For 1</b>							
	VINCENT HEDRICK	261	100.00%	0	0.00%	261	100.00%
	Write-in (W)	0	0.00%	0	0.00%	0	0.00%
	<b>Cast Votes:</b>	<b>261</b>	<b>70.16%</b>	<b>0</b>	<b>0.00%</b>	<b>261</b>	<b>70.16%</b>
<b>CONCRETE SCHOOL DISTRICT 11, DIRECTOR DISTRICT 3, Vote For 1</b>							
	LUCILLE CLAYBO	280	100.00%	0	0.00%	280	100.00%
	Write-in (W)	0	0.00%	0	0.00%	0	0.00%
	<b>Cast Votes:</b>	<b>280</b>	<b>74.67%</b>	<b>0</b>	<b>0.00%</b>	<b>280</b>	<b>74.67%</b>
<b>CONCRETE SCHOOL DISTRICT 11, DIRECTOR DISTRICT 4, TWO YEAR UNEXPIRED TERM, Vote For 1</b>							
	TONY HANSEN	272	100.00%	0	0.00%	272	100.00%
	Write-in (W)	0	0.00%	0	0.00%	0	0.00%
	<b>Cast Votes:</b>	<b>272</b>	<b>73.12%</b>	<b>0</b>	<b>0.00%</b>	<b>272</b>	<b>73.12%</b>

200511290178  
 Skagit County Auditor  
 11/29/2005 Page 124 of 290 3:04PM



2005 General Election

Precinct Report — Official  
 OFFICIAL BALLOT — SKAGIT COUNTY, WASHINGTON — November 08, 2005

Page 88 of 253

11/29/2005 12:17 PM

Precincts Reporting 116 of 116 = 100.00%

Total Number of Voters : 38,599 of 60,859 = 63.42%

Party	Candidate	Early	Election	Total
-------	-----------	-------	----------	-------

Precinct 149 Shelter Bay (Ballots Cast: 579)

INITIATIVE MEASURE 900, Vote For 1

Yes	355	64.78%	0	0.00%	355	64.78%
No	193	35.22%	0	0.00%	193	35.22%
<b>Cast Votes:</b>	<b>548</b>	<b>94.65%</b>	<b>0</b>	<b>0.00%</b>	<b>548</b>	<b>94.65%</b>

INITIATIVE MEASURE 901, Vote For 1

Yes	380	67.02%	0	0.00%	380	67.02%
No	187	32.98%	0	0.00%	187	32.98%
<b>Cast Votes:</b>	<b>567</b>	<b>97.93%</b>	<b>0</b>	<b>0.00%</b>	<b>567</b>	<b>97.93%</b>

INITIATIVE MEASURE 912, Vote For 1

Yes	272	47.97%	0	0.00%	272	47.97%
No	295	52.03%	0	0.00%	295	52.03%
<b>Cast Votes:</b>	<b>567</b>	<b>97.93%</b>	<b>0</b>	<b>0.00%</b>	<b>567</b>	<b>97.93%</b>

INITIATIVE MEASURE 330, Vote For 1

Yes	347	60.45%	0	0.00%	347	60.45%
No	227	39.55%	0	0.00%	227	39.55%
<b>Cast Votes:</b>	<b>574</b>	<b>99.14%</b>	<b>0</b>	<b>0.00%</b>	<b>574</b>	<b>99.14%</b>

INITIATIVE MEASURE 336, Vote For 1

Yes	181	31.75%	0	0.00%	181	31.75%
No	389	68.25%	0	0.00%	389	68.25%
<b>Cast Votes:</b>	<b>570</b>	<b>98.45%</b>	<b>0</b>	<b>0.00%</b>	<b>570</b>	<b>98.45%</b>

SENATE JOINT RESOLUTION 8207, Vote For 1

Approved	412	79.08%	0	0.00%	412	79.08%
Rejected	109	20.92%	0	0.00%	109	20.92%
<b>Cast Votes:</b>	<b>521</b>	<b>89.98%</b>	<b>0</b>	<b>0.00%</b>	<b>521</b>	<b>89.98%</b>

FIRE DISTRICT No. 13, COMMISSIONER POSITION 2, Vote For 1

WOOD WEISS	278	57.92%	0	0.00%	278	57.92%
CHARLES (CHUCK) HEDLUND	202	42.08%	0	0.00%	202	42.08%
Write-in (W)	0	0.00%	0	0.00%	0	0.00%
<b>Cast Votes:</b>	<b>480</b>	<b>82.90%</b>	<b>0</b>	<b>0.00%</b>	<b>480</b>	<b>82.90%</b>

PORT OF ANACORTES, COMMISSIONER DISTRICT 1, Vote For 1

RAY NIVER	280	69.48%	0	0.00%	280	69.48%
Write-in (W)	0	0.00%	0	0.00%	0	0.00%
Anni Brogan (W)	123	30.52%	0	0.00%	123	30.52%
<b>Cast Votes:</b>	<b>403</b>	<b>69.60%</b>	<b>0</b>	<b>0.00%</b>	<b>403</b>	<b>69.60%</b>

PORT OF ANACORTES, COMMISSIONER DISTRICT 2, Vote For 1

BILL SHORT	240	63.32%	0	0.00%	240	63.32%
JAMES TAYLOR	139	36.68%	0	0.00%	139	36.68%
Write-in (W)	0	0.00%	0	0.00%	0	0.00%
<b>Cast Votes:</b>	<b>379</b>	<b>65.46%</b>	<b>0</b>	<b>0.00%</b>	<b>379</b>	<b>65.46%</b>

200511290178  
 Skagit County Auditor  
 11/29/2005 Page 125 of 290 3:04PM

2005 General Election

Precinct Report — Official  
 OFFICIAL BALLOT — SKAGIT COUNTY, WASHINGTON — November 08, 2005

Total Number of Voters : 38,599 of 60,859 = 63.42%

Party	Candidate	Early	Election	Total
-------	-----------	-------	----------	-------

**Precinct 149 Shelter Bay (Ballots Cast: 579)**

PORT OF ANACORTES, COMMISSIONER DISTRICT 4, TWO YEAR UNEXPIRED TERM, Vote For 1							
	PAT D. MOONEY	237	63.03%	0	0.00%	237	63.03%
	BRIAN R. WETCHER	139	36.97%	0	0.00%	139	36.97%
	Write-in (W)	0	0.00%	0	0.00%	0	0.00%
	Cast Votes:	376	64.94%	0	0.00%	376	64.94%
PORT OF ANACORTES, COMMISSIONER DISTRICT 5, Vote For 1							
	BARBARA D. STEPHAN	212	55.21%	0	0.00%	212	55.21%
	KEITH RUBIN	172	44.79%	0	0.00%	172	44.79%
	Write-in (W)	0	0.00%	0	0.00%	0	0.00%
	Cast Votes:	384	66.32%	0	0.00%	384	66.32%
LA CONNER SCHOOL DISTRICT 311, DIRECTOR DISTRICT 3, Vote For 1							
	WENDY POULTON	417	100.00%	0	0.00%	417	100.00%
	Write-in (W)	0	0.00%	0	0.00%	0	0.00%
	Cast Votes:	417	72.02%	0	0.00%	417	72.02%
LA CONNER SCHOOL DISTRICT 311, DIRECTOR DISTRICT 5, Vote For 1							
	DAVID B. HEDLIN	456	100.00%	0	0.00%	456	100.00%
	Write-in (W)	0	0.00%	0	0.00%	0	0.00%
	Cast Votes:	456	78.76%	0	0.00%	456	78.76%


11/29/2005 Page 126 of 290 3:04PM  
 Skagit County Auditor  
 200511290178

2005 General Election

Precinct Report — Official  
 OFFICIAL BALLOT — SKAGIT COUNTY, WASHINGTON — November 08, 2005

Total Number of Voters : 38,599 of 60,859 = 63.42%

Party	Candidate	Early	Election	Total
<b>Precinct 150 Snee Oosh (Ballots Cast: 373)</b>				
<b>INITIATIVE MEASURE 900, Vote For 1</b>				
	Yes	197 55.18%	0 0.00%	197 55.18%
	No	160 44.82%	0 0.00%	160 44.82%
	Cast Votes:	357 95.71%	0 0.00%	357 95.71%
<b>INITIATIVE MEASURE 901, Vote For 1</b>				
	Yes	227 61.19%	0 0.00%	227 61.19%
	No	144 38.81%	0 0.00%	144 38.81%
	Cast Votes:	371 99.46%	0 0.00%	371 99.46%
<b>INITIATIVE MEASURE 912, Vote For 1</b>				
	Yes	152 41.53%	0 0.00%	152 41.53%
	No	214 58.47%	0 0.00%	214 58.47%
	Cast Votes:	366 98.12%	0 0.00%	366 98.12%
<b>INITIATIVE MEASURE 330, Vote For 1</b>				
	Yes	173 47.14%	0 0.00%	173 47.14%
	No	194 52.86%	0 0.00%	194 52.86%
	Cast Votes:	367 98.39%	0 0.00%	367 98.39%
<b>INITIATIVE MEASURE 336, Vote For 1</b>				
	Yes	125 34.92%	0 0.00%	125 34.92%
	No	233 65.08%	0 0.00%	233 65.08%
	Cast Votes:	358 95.98%	0 0.00%	358 95.98%
<b>SENATE JOINT RESOLUTION 8207, Vote For 1</b>				
	Approved	245 74.70%	0 0.00%	245 74.70%
	Rejected	83 25.30%	0 0.00%	83 25.30%
	Cast Votes:	328 87.94%	0 0.00%	328 87.94%
<b>FIRE DISTRICT No. 13, COMMISSIONER POSITION 2, Vote For 1</b>				
	WOOD WEISS	213 65.94%	0 0.00%	213 65.94%
	CHARLES (CHUCK) HEDLUND	110 34.06%	0 0.00%	110 34.06%
	Write-in (W)	0 0.00%	0 0.00%	0 0.00%
	Cast Votes:	323 86.60%	0 0.00%	323 86.60%
<b>PORT OF ANACORTES, COMMISSIONER DISTRICT 1, Vote For 1</b>				
	RAY NIVER	156 65.55%	0 0.00%	156 65.55%
	Write-in (W)	0 0.00%	0 0.00%	0 0.00%
	Anni Brogan (W)	82 34.45%	0 0.00%	82 34.45%
	Cast Votes:	238 63.81%	0 0.00%	238 63.81%
<b>PORT OF ANACORTES, COMMISSIONER DISTRICT 2, Vote For 1</b>				
	BILL SHORT	148 60.91%	0 0.00%	148 60.91%
	JAMES TAYLOR	95 39.09%	0 0.00%	95 39.09%
	Write-in (W)	0 0.00%	0 0.00%	0 0.00%
	Cast Votes:	243 65.15%	0 0.00%	243 65.15%



200511290178  
 Skagit County Auditor

11/29/2005 Page 127 of 290 3:04PM

2005 General Election

Precinct Report — Official  
 OFFICIAL BALLOT — SKAGIT COUNTY, WASHINGTON — November 08, 2005

Total Number of Voters : 38,599 of 60,859 = 63.42%

Party	Candidate	Early	Election	Total
<b>Precinct 150 Sneeh Oosh (Ballots Cast: 373)</b>				
<b>PORT OF ANACORTES, COMMISSIONER DISTRICT 4, TWO YEAR UNEXPIRED TERM, Vote For 1</b>				
	PAT D. MOONEY	153 67.40%	0 0.00%	153 67.40%
	BRIAN R. WETCHER	74 32.60%	0 0.00%	74 32.60%
	Write-in (W)	0 0.00%	0 0.00%	0 0.00%
	Cast Votes:	227 60.86%	0 0.00%	227 60.86%
<b>PORT OF ANACORTES, COMMISSIONER DISTRICT 5, Vote For 1</b>				
	BARBARA D. STEPHAN	125 53.42%	0 0.00%	125 53.42%
	KEITH RUBIN	109 46.58%	0 0.00%	109 46.58%
	Write-in (W)	0 0.00%	0 0.00%	0 0.00%
	Cast Votes:	234 62.73%	0 0.00%	234 62.73%
<b>LA CONNER SCHOOL DISTRICT 311, DIRECTOR DISTRICT 3, Vote For 1</b>				
	WENDY POULTON	233 100.00%	0 0.00%	233 100.00%
	Write-in (W)	0 0.00%	0 0.00%	0 0.00%
	Cast Votes:	233 62.47%	0 0.00%	233 62.47%
<b>LA CONNER SCHOOL DISTRICT 311, DIRECTOR DISTRICT 5, Vote For 1</b>				
	DAVID B. HEDLIN	273 100.00%	0 0.00%	273 100.00%
	Write-in (W)	0 0.00%	0 0.00%	0 0.00%
	Cast Votes:	273 73.19%	0 0.00%	273 73.19%
<b>SEWER DISTRICT No. 1, COMMISSIONER POSITION 1, Vote For 1</b>				
	ROY HORN	81 100.00%	0 0.00%	81 100.00%
	Write-in (W)	0 0.00%	0 0.00%	0 0.00%
	Cast Votes:	81 70.43%	0 0.00%	81 70.43%



200511290178  
 Skagit County Auditor

11/29/2005 Page 128 of 290 3:04PM

2005 General Election

Precinct Report — Official  
 OFFICIAL BALLOT — SKAGIT COUNTY, WASHINGTON — November 08, 2005

Page 92 of 253

11/29/2005 12:17 PM

Precincts Reporting 116 of 116 = 100.00%

Total Number of Voters : 38,599 of 60,859 = 63.42%

Party	Candidate	Early	Election	Total
<b>Precinct 151 Sterling (Ballots Cast: 248)</b>				
<b>INITIATIVE MEASURE 900, Vote For 1</b>				
	Yes	146 60.83%	0 0.00%	146 60.83%
	No	94 39.17%	0 0.00%	94 39.17%
	<b>Cast Votes:</b>	<b>240 96.77%</b>	<b>0 0.00%</b>	<b>240 96.77%</b>
<b>INITIATIVE MEASURE 901, Vote For 1</b>				
	Yes	143 58.13%	0 0.00%	143 58.13%
	No	103 41.87%	0 0.00%	103 41.87%
	<b>Cast Votes:</b>	<b>246 99.19%</b>	<b>0 0.00%</b>	<b>246 99.19%</b>
<b>INITIATIVE MEASURE 912, Vote For 1</b>				
	Yes	135 55.33%	0 0.00%	135 55.33%
	No	109 44.67%	0 0.00%	109 44.67%
	<b>Cast Votes:</b>	<b>244 98.39%</b>	<b>0 0.00%</b>	<b>244 98.39%</b>
<b>INITIATIVE MEASURE 330, Vote For 1</b>				
	Yes	154 63.37%	0 0.00%	154 63.37%
	No	89 36.63%	0 0.00%	89 36.63%
	<b>Cast Votes:</b>	<b>243 97.98%</b>	<b>0 0.00%</b>	<b>243 97.98%</b>
<b>INITIATIVE MEASURE 336, Vote For 1</b>				
	Yes	81 33.47%	0 0.00%	81 33.47%
	No	161 66.53%	0 0.00%	161 66.53%
	<b>Cast Votes:</b>	<b>242 97.58%</b>	<b>0 0.00%</b>	<b>242 97.58%</b>
<b>SENATE JOINT RESOLUTION 8207, Vote For 1</b>				
	Approved	163 75.46%	0 0.00%	163 75.46%
	Rejected	53 24.54%	0 0.00%	53 24.54%
	<b>Cast Votes:</b>	<b>216 87.10%</b>	<b>0 0.00%</b>	<b>216 87.10%</b>
<b>FIRE DISTRICT No. 8, COMMISSIONER POSITION 2, Vote For 1</b>				
	JOHN E. RUTHFORD JR.	181 100.00%	0 0.00%	181 100.00%
	Write-in (W)	0 0.00%	0 0.00%	0 0.00%
	<b>Cast Votes:</b>	<b>181 72.98%</b>	<b>0 0.00%</b>	<b>181 72.98%</b>
<b>HOSPITAL DISTRICT No. 304, COMMISSIONER POSITION 2, Vote For 1</b>				
	CHUCK RUHL	195 100.00%	0 0.00%	195 100.00%
	Write-in (W)	0 0.00%	0 0.00%	0 0.00%
	<b>Cast Votes:</b>	<b>195 78.63%</b>	<b>0 0.00%</b>	<b>195 78.63%</b>
<b>HOSPITAL DISTRICT No. 304, COMMISSIONER POSITION 4, Vote For 1</b>				
	DANIEL H. GARCIA	189 100.00%	0 0.00%	189 100.00%
	Write-in (W)	0 0.00%	0 0.00%	0 0.00%
	<b>Cast Votes:</b>	<b>189 76.21%</b>	<b>0 0.00%</b>	<b>189 76.21%</b>
<b>HOSPITAL DISTRICT No. 304, COMMISSIONER POSITION 5, TWO YEAR UNEXPIRED TERM, Vote For 1</b>				
	ROBERT M. STANLEY	182 100.00%	0 0.00%	182 100.00%
	Write-in (W)	0 0.00%	0 0.00%	0 0.00%
	<b>Cast Votes:</b>	<b>182 73.39%</b>	<b>0 0.00%</b>	<b>182 73.39%</b>



200511290178  
 Skagit County Auditor

11/29/2005 Page 129 of 290 3:04PM

Total Number of Voters : 38,599 of 60,859 = 63.42%

Party	Candidate	Early	Election	Total
-------	-----------	-------	----------	-------

**Precinct 151 Sterling (Ballots Cast: 248)**

**PORT OF SKAGIT, COMMISSIONER DISTRICT 2, Vote For 1**

JERRY KAUFMAN	183	100.00%	0	0.00%	183	100.00%
Write-in (W)	0	0.00%	0	0.00%	0	0.00%
<b>Cast Votes:</b>	<b>183</b>	<b>73.79%</b>	<b>0</b>	<b>0.00%</b>	<b>183</b>	<b>73.79%</b>

**BURLINGTON-EDISON SCHOOL DISTRICT 100, DIRECTOR DISTRICT 2, Vote For 1**

MIKE DYNES	45	78.95%	0	0.00%	45	78.95%
GERALDINE (GERI) HOFER	12	21.05%	0	0.00%	12	21.05%
Write-in (W)	0	0.00%	0	0.00%	0	0.00%
<b>Cast Votes:</b>	<b>57</b>	<b>86.36%</b>	<b>0</b>	<b>0.00%</b>	<b>57</b>	<b>86.36%</b>

**BURLINGTON-EDISON SCHOOL DISTRICT 100, DIRECTOR DISTRICT 5, Vote For 1**

DICK SPINK	50	100.00%	0	0.00%	50	100.00%
Write-in (W)	0	0.00%	0	0.00%	0	0.00%
<b>Cast Votes:</b>	<b>50</b>	<b>75.76%</b>	<b>0</b>	<b>0.00%</b>	<b>50</b>	<b>75.76%</b>

**SEDRO-WOOLLEY SCHOOL DISTRICT 101, DIRECTOR DISTRICT 1, Vote For 1**

JIM KALLIO	134	100.00%	0	0.00%	134	100.00%
Write-in (W)	0	0.00%	0	0.00%	0	0.00%
<b>Cast Votes:</b>	<b>134</b>	<b>73.63%</b>	<b>0</b>	<b>0.00%</b>	<b>134</b>	<b>73.63%</b>

**SEDRO-WOOLLEY SCHOOL DISTRICT 101, DIRECTOR DISTRICT 4, Vote For 1**

DAVID L. CARROLL	129	100.00%	0	0.00%	129	100.00%
Write-in (W)	0	0.00%	0	0.00%	0	0.00%
<b>Cast Votes:</b>	<b>129</b>	<b>70.88%</b>	<b>0</b>	<b>0.00%</b>	<b>129</b>	<b>70.88%</b>

**SEDRO-WOOLLEY SCHOOL DISTRICT 101, DIRECTOR DISTRICT 5, Vote For 1**

MIKE JANICKI	139	100.00%	0	0.00%	139	100.00%
Write-in (W)	0	0.00%	0	0.00%	0	0.00%
<b>Cast Votes:</b>	<b>139</b>	<b>76.37%</b>	<b>0</b>	<b>0.00%</b>	<b>139</b>	<b>76.37%</b>



200511290178

Skagit County Auditor

11/29/2005 Page 130 of 290 3:04PM

Total Number of Voters : 38,599 of 60,859 = 63.42%

Party	Candidate	Early	Election	Total
-------	-----------	-------	----------	-------

**Precinct 153 Swinomish (Ballots Cast: 468)**

**INITIATIVE MEASURE 900, Vote For 1**

Yes	264	58.28%	0	0.00%	264	58.28%
No	189	41.72%	0	0.00%	189	41.72%
<b>Cast Votes:</b>	<b>453</b>	<b>96.79%</b>	<b>0</b>	<b>0.00%</b>	<b>453</b>	<b>96.79%</b>

**INITIATIVE MEASURE 901, Vote For 1**

Yes	312	67.24%	0	0.00%	312	67.24%
No	152	32.76%	0	0.00%	152	32.76%
<b>Cast Votes:</b>	<b>464</b>	<b>99.15%</b>	<b>0</b>	<b>0.00%</b>	<b>464</b>	<b>99.15%</b>

**INITIATIVE MEASURE 912, Vote For 1**

Yes	196	42.61%	0	0.00%	196	42.61%
No	264	57.39%	0	0.00%	264	57.39%
<b>Cast Votes:</b>	<b>460</b>	<b>98.29%</b>	<b>0</b>	<b>0.00%</b>	<b>460</b>	<b>98.29%</b>

**INITIATIVE MEASURE 330, Vote For 1**

Yes	220	47.83%	0	0.00%	220	47.83%
No	240	52.17%	0	0.00%	240	52.17%
<b>Cast Votes:</b>	<b>460</b>	<b>98.29%</b>	<b>0</b>	<b>0.00%</b>	<b>460</b>	<b>98.29%</b>

**INITIATIVE MEASURE 336, Vote For 1**

Yes	177	38.56%	0	0.00%	177	38.56%
No	282	61.44%	0	0.00%	282	61.44%
<b>Cast Votes:</b>	<b>459</b>	<b>98.08%</b>	<b>0</b>	<b>0.00%</b>	<b>459</b>	<b>98.08%</b>

**SENATE JOINT RESOLUTION 8207, Vote For 1**

Approved	330	78.38%	0	0.00%	330	78.38%
Rejected	91	21.62%	0	0.00%	91	21.62%
<b>Cast Votes:</b>	<b>421</b>	<b>89.96%</b>	<b>0</b>	<b>0.00%</b>	<b>421</b>	<b>89.96%</b>

**FIRE DISTRICT No. 13, COMMISSIONER POSITION 2, Vote For 1**

WOOD WEISS	204	53.68%	0	0.00%	204	53.68%
CHARLES (CHUCK) HEDLUND	176	46.32%	0	0.00%	176	46.32%
Write-in (W)	0	0.00%	0	0.00%	0	0.00%
<b>Cast Votes:</b>	<b>380</b>	<b>81.20%</b>	<b>0</b>	<b>0.00%</b>	<b>380</b>	<b>81.20%</b>

**PORT OF ANACORTES, COMMISSIONER DISTRICT 1, Vote For 1**

RAY NIVER	202	61.77%	0	0.00%	202	61.77%
Write-in (W)	0	0.00%	0	0.00%	0	0.00%
Anni Brogan (W)	125	38.23%	0	0.00%	125	38.23%
<b>Cast Votes:</b>	<b>327</b>	<b>69.87%</b>	<b>0</b>	<b>0.00%</b>	<b>327</b>	<b>69.87%</b>

**PORT OF ANACORTES, COMMISSIONER DISTRICT 2, Vote For 1**

BILL SHORT	166	51.55%	0	0.00%	166	51.55%
JAMES TAYLOR	156	48.45%	0	0.00%	156	48.45%
Write-in (W)	0	0.00%	0	0.00%	0	0.00%
<b>Cast Votes:</b>	<b>322</b>	<b>68.80%</b>	<b>0</b>	<b>0.00%</b>	<b>322</b>	<b>68.80%</b>



200511290178  
 Skagit County Auditor

11/29/2005 Page 131 of 290 3:04PM

Total Number of Voters : 38,599 of 60,859 = 63.42%

Party	Candidate	Early	Election	Total
-------	-----------	-------	----------	-------

**Precinct 153 Swinomish (Ballots Cast: 468)**

**PORT OF ANACORTES, COMMISSIONER DISTRICT 4, TWO YEAR UNEXPIRED TERM, Vote For 1**

PAT D. MOONEY	193	59.38%	0	0.00%	193	59.38%
BRIAN R. WETCHER	132	40.62%	0	0.00%	132	40.62%
Write-in (W)	0	0.00%	0	0.00%	0	0.00%
Cast Votes:	325	69.44%	0	0.00%	325	69.44%

**PORT OF ANACORTES, COMMISSIONER DISTRICT 5, Vote For 1**


BARBARA D. STEPHAN	177	53.47%	0	0.00%	177	53.47%
KEITH RUBIN	154	46.53%	0	0.00%	154	46.53%
Write-in (W)	0	0.00%	0	0.00%	0	0.00%
Cast Votes:	331	70.73%	0	0.00%	331	70.73%

**LA CONNER SCHOOL DISTRICT 311, DIRECTOR DISTRICT 3, Vote For 1**

WENDY POULTON	326	100.00%	0	0.00%	326	100.00%
Write-in (W)	0	0.00%	0	0.00%	0	0.00%
Cast Votes:	326	69.66%	0	0.00%	326	69.66%

**LA CONNER SCHOOL DISTRICT 311, DIRECTOR DISTRICT 5, Vote For 1**

DAVID B. HEDLIN	362	100.00%	0	0.00%	362	100.00%
Write-in (W)	0	0.00%	0	0.00%	0	0.00%
Cast Votes:	362	77.35%	0	0.00%	362	77.35%



200511290178  
 Skagit County Auditor



2005 General Election

Precinct Report — Official  
OFFICIAL BALLOT — SKAGIT COUNTY, WASHINGTON — November 08, 2005

Page 96 of 253

11/29/2005 12:17 PM

Precincts Reporting 116 of 116 = 100.00%

Total Number of Voters : 38,599 of 60,859 = 63.42%

Party	Candidate	Early	Election	Total
-------	-----------	-------	----------	-------

Precinct 154 Tinglev (Ballots Cast: 240)

INITIATIVE MEASURE 900, Vote For 1

Yes	118	50.43%	0	0.00%	118	50.43%
No	116	49.57%	0	0.00%	116	49.57%
<b>Cast Votes:</b>	<b>234</b>	<b>97.50%</b>	<b>0</b>	<b>0.00%</b>	<b>234</b>	<b>97.50%</b>

INITIATIVE MEASURE 901, Vote For 1

Yes	125	52.74%	0	0.00%	125	52.74%
No	112	47.26%	0	0.00%	112	47.26%
<b>Cast Votes:</b>	<b>237</b>	<b>98.75%</b>	<b>0</b>	<b>0.00%</b>	<b>237</b>	<b>98.75%</b>

INITIATIVE MEASURE 912, Vote For 1

Yes	138	59.23%	0	0.00%	138	59.23%
No	95	40.77%	0	0.00%	95	40.77%
<b>Cast Votes:</b>	<b>233</b>	<b>97.08%</b>	<b>0</b>	<b>0.00%</b>	<b>233</b>	<b>97.08%</b>

INITIATIVE MEASURE 330, Vote For 1

Yes	128	53.78%	0	0.00%	128	53.78%
No	110	46.22%	0	0.00%	110	46.22%
<b>Cast Votes:</b>	<b>238</b>	<b>99.17%</b>	<b>0</b>	<b>0.00%</b>	<b>238</b>	<b>99.17%</b>

INITIATIVE MEASURE 336, Vote For 1

Yes	86	36.91%	0	0.00%	86	36.91%
No	147	63.09%	0	0.00%	147	63.09%
<b>Cast Votes:</b>	<b>233</b>	<b>97.08%</b>	<b>0</b>	<b>0.00%</b>	<b>233</b>	<b>97.08%</b>

SENATE JOINT RESOLUTION 8207, Vote For 1

Approved	150	70.42%	0	0.00%	150	70.42%
Rejected	63	29.58%	0	0.00%	63	29.58%
<b>Cast Votes:</b>	<b>213</b>	<b>88.75%</b>	<b>0</b>	<b>0.00%</b>	<b>213</b>	<b>88.75%</b>

FIRE DISTRICT No. 16, COMMISSIONER POSITION 2, Vote For 1

GARY VALLAT	162	100.00%	0	0.00%	162	100.00%
Write-in (W)	0	0.00%	0	0.00%	0	0.00%
<b>Cast Votes:</b>	<b>162</b>	<b>67.50%</b>	<b>0</b>	<b>0.00%</b>	<b>162</b>	<b>67.50%</b>

HOSPITAL DISTRICT No. 304, COMMISSIONER POSITION 2, Vote For 1

CHUCK RUHL	154	100.00%	0	0.00%	154	100.00%
Write-in (W)	0	0.00%	0	0.00%	0	0.00%
<b>Cast Votes:</b>	<b>154</b>	<b>64.17%</b>	<b>0</b>	<b>0.00%</b>	<b>154</b>	<b>64.17%</b>

HOSPITAL DISTRICT No. 304, COMMISSIONER POSITION 4, Vote For 1

DANIEL H. GARCIA	147	100.00%	0	0.00%	147	100.00%
Write-in (W)	0	0.00%	0	0.00%	0	0.00%
<b>Cast Votes:</b>	<b>147</b>	<b>61.25%</b>	<b>0</b>	<b>0.00%</b>	<b>147</b>	<b>61.25%</b>

HOSPITAL DISTRICT No. 304, COMMISSIONER POSITION 5, TWO YEAR UNEXPIRED TERM, Vote For 1

ROBERT M. STANLEY	149	100.00%	0	0.00%	149	100.00%
Write-in (W)	0	0.00%	0	0.00%	0	0.00%
<b>Cast Votes:</b>	<b>149</b>	<b>62.08%</b>	<b>0</b>	<b>0.00%</b>	<b>149</b>	<b>62.08%</b>




200511290178  
Skagit County Auditor

11/29/2005 Page 133 of 290 3:04PM

Total Number of Voters : 38,599 of 60,859 = 63.42%

Party	Candidate	Early	Election	Total	
<b>Precinct 154 Tinglev (Ballots Cast: 240)</b>					
<b>PORT OF SKAGIT, COMMISSIONER DISTRICT 2, Vote For 1</b>					
	JERRY KAUFMAN	146	100.00%	0 0.00%	146 100.00%
	Write-in (W)	0	0.00%	0 0.00%	0 0.00%
	Cast Votes:	146	60.83%	0 0.00%	146 60.83%
<b>SEDRO-WOLLEY SCHOOL DISTRICT 101, DIRECTOR DISTRICT 1, Vote For 1</b>					
	JIM KALLIO	156	100.00%	0 0.00%	156 100.00%
	Write-in (W)	0	0.00%	0 0.00%	0 0.00%
	Cast Votes:	156	65.00%	0 0.00%	156 65.00%
<b>SEDRO-WOLLEY SCHOOL DISTRICT 101, DIRECTOR DISTRICT 4, Vote For 1</b>					
	DAVID L. CARROLL	149	100.00%	0 0.00%	149 100.00%
	Write-in (W)	0	0.00%	0 0.00%	0 0.00%
	Cast Votes:	149	62.08%	0 0.00%	149 62.08%
<b>SEDRO-WOLLEY SCHOOL DISTRICT 101, DIRECTOR DISTRICT 5, Vote For 1</b>					
	MIKE JANICKI	166	100.00%	0 0.00%	166 100.00%
	Write-in (W)	0	0.00%	0 0.00%	0 0.00%
	Cast Votes:	166	69.17%	0 0.00%	166 69.17%




200511290178  
 Skagit County Auditor

11/29/2005 Page 134 of 290 3:04PM

Total Number of Voters : 38,599 of 60,859 = 63.42%

Party	Candidate	Early	Election	Total	
<b>Precinct 155 Van Fleet (Ballots Cast: 552)</b>					
<b>INITIATIVE MEASURE 900, Vote For 1</b>					
	Yes	332	62.41%	0 0.00%	332 62.41%
	No	200	37.59%	0 0.00%	200 37.59%
	<b>Cast Votes:</b>	<b>532</b>	<b>96.38%</b>	<b>0 0.00%</b>	<b>532 96.38%</b>
<b>INITIATIVE MEASURE 901, Vote For 1</b>					
	Yes	321	59.01%	0 0.00%	321 59.01%
	No	223	40.99%	0 0.00%	223 40.99%
	<b>Cast Votes:</b>	<b>544</b>	<b>98.55%</b>	<b>0 0.00%</b>	<b>544 98.55%</b>
<b>INITIATIVE MEASURE 912, Vote For 1</b>					
	Yes	332	61.94%	0 0.00%	332 61.94%
	No	204	38.06%	0 0.00%	204 38.06%
	<b>Cast Votes:</b>	<b>536</b>	<b>97.10%</b>	<b>0 0.00%</b>	<b>536 97.10%</b>
<b>INITIATIVE MEASURE 330, Vote For 1</b>					
	Yes	287	53.54%	0 0.00%	287 53.54%
	No	249	46.46%	0 0.00%	249 46.46%
	<b>Cast Votes:</b>	<b>536</b>	<b>97.10%</b>	<b>0 0.00%</b>	<b>536 97.10%</b>
<b>INITIATIVE MEASURE 336, Vote For 1</b>					
	Yes	207	38.48%	0 0.00%	207 38.48%
	No	331	61.52%	0 0.00%	331 61.52%
	<b>Cast Votes:</b>	<b>538</b>	<b>97.46%</b>	<b>0 0.00%</b>	<b>538 97.46%</b>
<b>SENATE JOINT RESOLUTION 8207, Vote For 1</b>					
	Approved	317	63.65%	0 0.00%	317 63.65%
	Rejected	181	36.35%	0 0.00%	181 36.35%
	<b>Cast Votes:</b>	<b>498</b>	<b>90.22%</b>	<b>0 0.00%</b>	<b>498 90.22%</b>
<b>FIRE DISTRICT No. 8, COMMISSIONER POSITION 2, Vote For 1</b>					
	JOHN E. RUTHFORD JR.	393	100.00%	0 0.00%	393 100.00%
	Write-in (W)	0	0.00%	0 0.00%	0 0.00%
	<b>Cast Votes:</b>	<b>393</b>	<b>71.20%</b>	<b>0 0.00%</b>	<b>393 71.20%</b>
<b>HOSPITAL DISTRICT No. 304, COMMISSIONER POSITION 2, Vote For 1</b>					
	CHUCK RUHL	409	100.00%	0 0.00%	409 100.00%
	Write-in (W)	0	0.00%	0 0.00%	0 0.00%
	<b>Cast Votes:</b>	<b>409</b>	<b>74.09%</b>	<b>0 0.00%</b>	<b>409 74.09%</b>
<b>HOSPITAL DISTRICT No. 304, COMMISSIONER POSITION 4, Vote For 1</b>					
	DANIEL H. GARCIA	384	100.00%	0 0.00%	384 100.00%
	Write-in (W)	0	0.00%	0 0.00%	0 0.00%
	<b>Cast Votes:</b>	<b>384</b>	<b>69.57%</b>	<b>0 0.00%</b>	<b>384 69.57%</b>
<b>HOSPITAL DISTRICT No. 304, COMMISSIONER POSITION 5, TWO YEAR UNEXPIRED TERM, Vote For 1</b>					
	ROBERT M. STANLEY	381	100.00%	0 0.00%	381 100.00%
	Write-in (W)	0	0.00%	0 0.00%	0 0.00%
	<b>Cast Votes:</b>	<b>381</b>	<b>69.02%</b>	<b>0 0.00%</b>	<b>381 69.02%</b>



200511290178  
 Skagit County Auditor

11/29/2005 Page 135 of 290 3:04PM

Total Number of Voters : 38,599 of 60,859 = 63.42%

Party	Candidate	Early	Election	Total
-------	-----------	-------	----------	-------


**Precinct 155 Van Fleet (Ballots Cast: 552)**

<b>PORT OF SKAGIT, COMMISSIONER DISTRICT 2, Vote For 1</b>							
	JERRY KAUFMAN	384	100.00%	0	0.00%	384	100.00%
	Write-in (W)	0	0.00%	0	0.00%	0	0.00%
	Cast Votes:	384	69.57%	0	0.00%	384	69.57%
<b>SEDRO-WOOLLEY SCHOOL DISTRICT 101, DIRECTOR DISTRICT 1, Vote For 1</b>							
	JIM KALLIO	394	100.00%	0	0.00%	394	100.00%
	Write-in (W)	0	0.00%	0	0.00%	0	0.00%
	Cast Votes:	394	71.38%	0	0.00%	394	71.38%
<b>SEDRO-WOOLLEY SCHOOL DISTRICT 101, DIRECTOR DISTRICT 4, Vote For 1</b>							
	DAVID L. CARROLL	384	100.00%	0	0.00%	384	100.00%
	Write-in (W)	0	0.00%	0	0.00%	0	0.00%
	Cast Votes:	384	69.57%	0	0.00%	384	69.57%
<b>SEDRO-WOOLLEY SCHOOL DISTRICT 101, DIRECTOR DISTRICT 5, Vote For 1</b>							
	MIKE JANICKI	406	100.00%	0	0.00%	406	100.00%
	Write-in (W)	0	0.00%	0	0.00%	0	0.00%
	Cast Votes:	406	73.55%	0	0.00%	406	73.55%

  
 200511290178  
 Skagit County Auditor  
 11/29/2005 Page 136 of 290 3:04PM

Total Number of Voters : 38,599 of 60,859 = 63.42%

Party	Candidate	Early	Election	Total	
<b>Precinct 156 Vedere (Ballots Cast: 335)</b>					
<b>INITIATIVE MEASURE 900, Vote For 1</b>					
	Yes	167	51.86%	0 0.00%	167 51.86%
	No	155	48.14%	0 0.00%	155 48.14%
	Cast Votes:	322	96.12%	0 0.00%	322 96.12%
<b>INITIATIVE MEASURE 901, Vote For 1</b>					
	Yes	194	58.26%	0 0.00%	194 58.26%
	No	139	41.74%	0 0.00%	139 41.74%
	Cast Votes:	333	99.40%	0 0.00%	333 99.40%
<b>INITIATIVE MEASURE 912, Vote For 1</b>					
	Yes	164	50.00%	0 0.00%	164 50.00%
	No	164	50.00%	0 0.00%	164 50.00%
	Cast Votes:	328	97.91%	0 0.00%	328 97.91%
<b>INITIATIVE MEASURE 330, Vote For 1</b>					
	Yes	190	57.58%	0 0.00%	190 57.58%
	No	140	42.42%	0 0.00%	140 42.42%
	Cast Votes:	330	98.51%	0 0.00%	330 98.51%
<b>INITIATIVE MEASURE 336, Vote For 1</b>					
	Yes	99	30.65%	0 0.00%	99 30.65%
	No	224	69.35%	0 0.00%	224 69.35%
	Cast Votes:	323	96.42%	0 0.00%	323 96.42%
<b>SENATE JOINT RESOLUTION 8207, Vote For 1</b>					
	Approved	186	62.84%	0 0.00%	186 62.84%
	Rejected	110	37.16%	0 0.00%	110 37.16%
	Cast Votes:	296	88.36%	0 0.00%	296 88.36%
<b>FIRE DISTRICT No. 5, COMMISSIONER POSITION 3, Vote For 1</b>					
	JOLYNN "JL" WOODBURY	4	100.00%	0 0.00%	4 100.00%
	Write-in (W)	0	0.00%	0 0.00%	0 0.00%
	Cast Votes:	4	100.00%	0 0.00%	4 100.00%
<b>FIRE DISTRICT No. 6, COMMISSIONER POSITION 1, TWO YEAR UNEXPIRED TERM, Vote For 1</b>					
	GREG NELSON	204	100.00%	0 0.00%	204 100.00%
	Write-in (W)	0	0.00%	0 0.00%	0 0.00%
	Cast Votes:	204	75.28%	0 0.00%	204 75.28%
<b>FIRE DISTRICT No. 6, COMMISSIONER POSITION 2, Vote For 1</b>					
	JACK E. SHELTON	131	58.48%	0 0.00%	131 58.48%
	RICHARD D. WHALEN	93	41.52%	0 0.00%	93 41.52%
	Write-in (W)	0	0.00%	0 0.00%	0 0.00%
	Cast Votes:	224	82.66%	0 0.00%	224 82.66%


 200511290178  
 Skagit County Auditor  
 11/29/2005 Page 137 of 290 3:04PM

2005 General Election

Precinct Report — Official  
 OFFICIAL BALLOT — SKAGIT COUNTY, WASHINGTON — November 08, 2005

Total Number of Voters : 38,599 of 60,859 = 63.42%

Party	Candidate	Early	Election	Total
-------	-----------	-------	----------	-------

**Precinct 156 Vedere (Ballots Cast: 335)**

<b>FIRE DISTRICT No. 12, COMMISSIONER POSITION 2, Vote For 1</b>							
	DENNIS E. O'HERN	34	100.00%	0	0.00%	34	100.00%
	Write-in (W)	0	0.00%	0	0.00%	0	0.00%
	<b>Cast Votes:</b>	<b>34</b>	<b>56.67%</b>	<b>0</b>	<b>0.00%</b>	<b>34</b>	<b>56.67%</b>
<b>HOSPITAL DISTRICT No. 304, COMMISSIONER POSITION 2, Vote For 1</b>							
	CHUCK RUHL	240	100.00%	0	0.00%	240	100.00%
	Write-in (W)	0	0.00%	0	0.00%	0	0.00%
	<b>Cast Votes:</b>	<b>240</b>	<b>71.64%</b>	<b>0</b>	<b>0.00%</b>	<b>240</b>	<b>71.64%</b>
<b>HOSPITAL DISTRICT No. 304, COMMISSIONER POSITION 4, Vote For 1</b>							
	DANIEL H. GARCIA	238	100.00%	0	0.00%	238	100.00%
	Write-in (W)	0	0.00%	0	0.00%	0	0.00%
	<b>Cast Votes:</b>	<b>238</b>	<b>71.04%</b>	<b>0</b>	<b>0.00%</b>	<b>238</b>	<b>71.04%</b>
<b>HOSPITAL DISTRICT No. 304, COMMISSIONER POSITION 5, TWO YEAR UNEXPIRED TERM, Vote For 1</b>							
	ROBERT M. STANLEY	231	100.00%	0	0.00%	231	100.00%
	Write-in (W)	0	0.00%	0	0.00%	0	0.00%
	<b>Cast Votes:</b>	<b>231</b>	<b>68.96%</b>	<b>0</b>	<b>0.00%</b>	<b>231</b>	<b>68.96%</b>
<b>PORT OF ANACORTES, COMMISSIONER DISTRICT 1, Vote For 1</b>							
	RAY NIVER	5	71.43%	0	0.00%	5	71.43%
	Write-in (W)	0	0.00%	0	0.00%	0	0.00%
	Anni Brogan (W)	2	28.57%	0	0.00%	2	28.57%
	<b>Cast Votes:</b>	<b>7</b>	<b>46.67%</b>	<b>0</b>	<b>0.00%</b>	<b>7</b>	<b>46.67%</b>
<b>PORT OF ANACORTES, COMMISSIONER DISTRICT 2, Vote For 1</b>							
	BILL SHORT	5	83.33%	0	0.00%	5	83.33%
	JAMES TAYLOR	1	16.67%	0	0.00%	1	16.67%
	Write-in (W)	0	0.00%	0	0.00%	0	0.00%
	<b>Cast Votes:</b>	<b>6</b>	<b>40.00%</b>	<b>0</b>	<b>0.00%</b>	<b>6</b>	<b>40.00%</b>
<b>PORT OF ANACORTES, COMMISSIONER DISTRICT 4, TWO YEAR UNEXPIRED TERM, Vote For 1</b>							
	PAT D. MOONEY	5	83.33%	0	0.00%	5	83.33%
	BRIAN R. WETCHER	1	16.67%	0	0.00%	1	16.67%
	Write-in (W)	0	0.00%	0	0.00%	0	0.00%
	<b>Cast Votes:</b>	<b>6</b>	<b>40.00%</b>	<b>0</b>	<b>0.00%</b>	<b>6</b>	<b>40.00%</b>
<b>PORT OF ANACORTES, COMMISSIONER DISTRICT 5, Vote For 1</b>							
	BARBARA D. STEPHAN	5	83.33%	0	0.00%	5	83.33%
	KEITH RUBIN	1	16.67%	0	0.00%	1	16.67%
	Write-in (W)	0	0.00%	0	0.00%	0	0.00%
	<b>Cast Votes:</b>	<b>6</b>	<b>40.00%</b>	<b>0</b>	<b>0.00%</b>	<b>6</b>	<b>40.00%</b>
<b>PORT OF SKAGIT, COMMISSIONER DISTRICT 2, Vote For 1</b>							
	JERRY KAUFMAN	248	100.00%	0	0.00%	248	100.00%
	Write-in (W)	0	0.00%	0	0.00%	0	0.00%
	<b>Cast Votes:</b>	<b>248</b>	<b>77.50%</b>	<b>0</b>	<b>0.00%</b>	<b>248</b>	<b>77.50%</b>

200511290178  
 Skagit County Auditor  
 11/29/2005 Page 138 of 290 3:04PM

2005 General Election

Precinct Report — Official  
 OFFICIAL BALLOT — SKAGIT COUNTY, WASHINGTON — November 08, 2005

Total Number of Voters : 38,599 of 60,859 = 63.42%

Precincts Reporting 116 of 116 = 100.00%

Party	Candidate	Early	Election	Total
-------	-----------	-------	----------	-------

Precinct 156 Vedere (Ballots Cast: 335)

BURLINGTON-EDISON SCHOOL DISTRICT 100, DIRECTOR DISTRICT 2, Vote For 1

MIKE DYNES	224	80.58%	0	0.00%	224	80.58%
GERALDINE (GERI) HOFER	54	19.42%	0	0.00%	54	19.42%
Write-in (W)	0	0.00%	0	0.00%	0	0.00%
Cast Votes:	278	82.99%	0	0.00%	278	82.99%

BURLINGTON-EDISON SCHOOL DISTRICT 100, DIRECTOR DISTRICT 5, Vote For 1

DICK SPINK	236	100.00%	0	0.00%	236	100.00%
Write-in (W)	0	0.00%	0	0.00%	0	0.00%
Cast Votes:	236	70.45%	0	0.00%	236	70.45%



200511290178

Skagit County Auditor

11/29/2005 Page 139 of 290 3:04PM

Total Number of Voters : 38,599 of 60,859 = 63.42%

Party	Candidate	Early	Election	Total
<b>Precinct 157 Whitney (Ballots Cast: 159)</b>				
<b>INITIATIVE MEASURE 900, Vote For 1</b>				
	Yes	88 58.28%	0 0.00%	88 58.28%
	No	63 41.72%	0 0.00%	63 41.72%
	Cast Votes:	151 94.97%	0 0.00%	151 94.97%
<b>INITIATIVE MEASURE 901, Vote For 1</b>				
	Yes	99 62.66%	0 0.00%	99 62.66%
	No	59 37.34%	0 0.00%	59 37.34%
	Cast Votes:	158 99.37%	0 0.00%	158 99.37%
<b>INITIATIVE MEASURE 912, Vote For 1</b>				
	Yes	71 45.81%	0 0.00%	71 45.81%
	No	84 54.19%	0 0.00%	84 54.19%
	Cast Votes:	155 97.48%	0 0.00%	155 97.48%
<b>INITIATIVE MEASURE 330, Vote For 1</b>				
	Yes	84 53.85%	0 0.00%	84 53.85%
	No	72 46.15%	0 0.00%	72 46.15%
	Cast Votes:	156 98.11%	0 0.00%	156 98.11%
<b>INITIATIVE MEASURE 336, Vote For 1</b>				
	Yes	45 29.80%	0 0.00%	45 29.80%
	No	106 70.20%	0 0.00%	106 70.20%
	Cast Votes:	151 94.97%	0 0.00%	151 94.97%
<b>SENATE JOINT RESOLUTION 8207, Vote For 1</b>				
	Approved	96 70.07%	0 0.00%	96 70.07%
	Rejected	41 29.93%	0 0.00%	41 29.93%
	Cast Votes:	137 86.16%	0 0.00%	137 86.16%
<b>CEMETERY DISTRICT No. 1 COMMISSIONER, Vote For 1</b>				
	DAVID DENTON	115 100.00%	0 0.00%	115 100.00%
	Write-in (W)	0 0.00%	0 0.00%	0 0.00%
	Cast Votes:	115 72.33%	0 0.00%	115 72.33%
<b>FIRE DISTRICT No. 2, COMMISSIONER POSITION 2, Vote For 1</b>				
	MICHAEL L. MADLUNG	13 100.00%	0 0.00%	13 100.00%
	Write-in (W)	0 0.00%	0 0.00%	0 0.00%
	Cast Votes:	13 81.25%	0 0.00%	13 81.25%
<b>FIRE DISTRICT No. 13, COMMISSIONER POSITION 2, Vote For 1</b>				
	WOOD WEISS	48 43.64%	0 0.00%	48 43.64%
	CHARLES (CHUCK) HEDLUND	62 56.36%	0 0.00%	62 56.36%
	Write-in (W)	0 0.00%	0 0.00%	0 0.00%
	Cast Votes:	110 76.92%	0 0.00%	110 76.92%



200511290178  
 Skagit County Auditor

11/29/2005 Page 140 of 290 3:04PM



Total Number of Voters : 38,599 of 60,859 = 63.42%

Precincts Reporting 116 of 116 = 100.00%

Party	Candidate	Early	Election	Total
<b>Precinct 157 Whitney (Ballots Cast: 159)</b>				
<b>PORT OF ANACORTES, COMMISSIONER DISTRICT 1, Vote For 1</b>				
	RAY NIVER	1 100.00%	0 0.00%	1 100.00%
	Write-in (W)	0 0.00%	0 0.00%	0 0.00%
	Anni Brogan (W)	0 0.00%	0 0.00%	0 0.00%
	Cast Votes:	1 50.00%	0 0.00%	1 50.00%
<b>PORT OF ANACORTES, COMMISSIONER DISTRICT 2, Vote For 1</b>				
	BILL SHORT	1 100.00%	0 0.00%	1 100.00%
	JAMES TAYLOR	0 0.00%	0 0.00%	0 0.00%
	Write-in (W)	0 0.00%	0 0.00%	0 0.00%
	Cast Votes:	1 50.00%	0 0.00%	1 50.00%
<b>PORT OF ANACORTES, COMMISSIONER DISTRICT 4, TWO YEAR UNEXPIRED TERM, Vote For 1</b>				
	PAT D. MOONEY	1 100.00%	0 0.00%	1 100.00%
	BRIAN R. WETCHER	0 0.00%	0 0.00%	0 0.00%
	Write-in (W)	0 0.00%	0 0.00%	0 0.00%
	Cast Votes:	1 50.00%	0 0.00%	1 50.00%
<b>PORT OF ANACORTES, COMMISSIONER DISTRICT 5, Vote For 1</b>				
	BARBARA D. STEPHAN	1 100.00%	0 0.00%	1 100.00%
	KEITH RUBIN	0 0.00%	0 0.00%	0 0.00%
	Write-in (W)	0 0.00%	0 0.00%	0 0.00%
	Cast Votes:	1 50.00%	0 0.00%	1 50.00%
<b>PORT OF SKAGIT, COMMISSIONER DISTRICT 2, Vote For 1</b>				
	JERRY KAUFMAN	111 100.00%	0 0.00%	111 100.00%
	Write-in (W)	0 0.00%	0 0.00%	0 0.00%
	Cast Votes:	111 70.70%	0 0.00%	111 70.70%
<b>LA CONNER SCHOOL DISTRICT 311, DIRECTOR DISTRICT 3, Vote For 1</b>				
	WENDY POULTON	102 100.00%	0 0.00%	102 100.00%
	Write-in (W)	0 0.00%	0 0.00%	0 0.00%
	Cast Votes:	102 64.15%	0 0.00%	102 64.15%
<b>LA CONNER SCHOOL DISTRICT 311, DIRECTOR DISTRICT 5, Vote For 1</b>				
	DAVID B. HEDLIN	124 100.00%	0 0.00%	124 100.00%
	Write-in (W)	0 0.00%	0 0.00%	0 0.00%
	Cast Votes:	124 77.99%	0 0.00%	124 77.99%


200511290178  
 Skagit County Auditor  
 11/29/2005 Page 141 of 290 3:04PM

2005 General Election

Precinct Report — Official  
OFFICIAL BALLOT — SKAGIT COUNTY, WASHINGTON — November 08, 2005

Total Number of Voters : 38,599 of 60,859 = 63.42%

Party	Candidate	Early	Election	Total	
<b>Precinct 158 Rosario (Ballots Cast: 612)</b>					
<b>INITIATIVE MEASURE 900, Vote For 1</b>					
	Yes	315	55.26%	0 0.00%	315 55.26%
	No	255	44.74%	0 0.00%	255 44.74%
	Cast Votes:	570	93.14%	0 0.00%	570 93.14%
<b>INITIATIVE MEASURE 901, Vote For 1</b>					
	Yes	391	64.84%	0 0.00%	391 64.84%
	No	212	35.16%	0 0.00%	212 35.16%
	Cast Votes:	603	98.53%	0 0.00%	603 98.53%
<b>INITIATIVE MEASURE 912, Vote For 1</b>					
	Yes	274	46.13%	0 0.00%	274 46.13%
	No	320	53.87%	0 0.00%	320 53.87%
	Cast Votes:	594	97.06%	0 0.00%	594 97.06%
<b>INITIATIVE MEASURE 330, Vote For 1</b>					
	Yes	333	55.59%	0 0.00%	333 55.59%
	No	266	44.41%	0 0.00%	266 44.41%
	Cast Votes:	599	97.88%	0 0.00%	599 97.88%
<b>INITIATIVE MEASURE 336, Vote For 1</b>					
	Yes	202	34.24%	0 0.00%	202 34.24%
	No	388	65.76%	0 0.00%	388 65.76%
	Cast Votes:	590	96.41%	0 0.00%	590 96.41%
<b>SENATE JOINT RESOLUTION 8207, Vote For 1</b>					
	Approved	371	71.35%	0 0.00%	371 71.35%
	Rejected	149	28.65%	0 0.00%	149 28.65%
	Cast Votes:	520	84.97%	0 0.00%	520 84.97%
<b>CEMETERY DISTRICT No. 2 COMMISSIONER, Vote For 1</b>					
	WALTER DEATON	411	100.00%	0 0.00%	411 100.00%
	Write-in (W)	0	0.00%	0 0.00%	0 0.00%
	Cast Votes:	411	67.16%	0 0.00%	411 67.16%
<b>FIDALGO POOL AND FITNESS CENTER DISTRICT, COMMISSIONER POSITION 3, Vote For 1</b>					
	KATHRYN ESPINOZA	146	43.45%	0 0.00%	146 43.45%
	PAMELA R. LAMBETH	190	56.55%	0 0.00%	190 56.55%
	Write-in (W)	0	0.00%	0 0.00%	0 0.00%
	Cast Votes:	336	54.90%	0 0.00%	336 54.90%
<b>FIDALGO POOL AND FITNESS CENTER DISTRICT, COMMISSIONER POSITION 5, Vote For 1</b>					
	ANDREW OLSON	220	62.68%	0 0.00%	220 62.68%
	ROSEMARY YOUNG NELSON	131	37.32%	0 0.00%	131 37.32%
	Write-in (W)	0	0.00%	0 0.00%	0 0.00%
	Cast Votes:	351	57.35%	0 0.00%	351 57.35%

  
 200511290178  
 Skagit County Auditor  
 11/29/2005 Page 142 of 290 3:04PM

2005 General Election

Precinct Report — Official  
OFFICIAL BALLOT — SKAGIT COUNTY, WASHINGTON — November 08, 2005

Total Number of Voters : 38,599 of 60,859 = 63.42%

Party	Candidate	Early	Election	Total
-------	-----------	-------	----------	-------

**Precinct 158 Rosario (Ballots Cast: 612)**

**FIRE DISTRICT No. 11, COMMISSIONER POSITION 2, Vote For 1**

PAT CUMMINGS	396	100.00%	0	0.00%	396	100.00%
Write-in (W)	0	0.00%	0	0.00%	0	0.00%
<b>Cast Votes:</b>	<b>396</b>	<b>64.71%</b>	<b>0</b>	<b>0.00%</b>	<b>396</b>	<b>64.71%</b>

**HOSPITAL DISTRICT No. 2, COMMISSIONER POSITION 1, Vote For 1**

JAN M. IVERSEN	275	60.57%	0	0.00%	275	60.57%
BOYD VEER	179	39.43%	0	0.00%	179	39.43%
Write-in (W)	0	0.00%	0	0.00%	0	0.00%
<b>Cast Votes:</b>	<b>454</b>	<b>74.18%</b>	<b>0</b>	<b>0.00%</b>	<b>454</b>	<b>74.18%</b>

**PORT OF ANACORTES, COMMISSIONER DISTRICT 1, Vote For 1**

RAY NIVER	229	51.00%	0	0.00%	229	51.00%
Write-in (W)	0	0.00%	0	0.00%	0	0.00%
Anni Brogan (W)	220	49.00%	0	0.00%	220	49.00%
<b>Cast Votes:</b>	<b>449</b>	<b>73.37%</b>	<b>0</b>	<b>0.00%</b>	<b>449</b>	<b>73.37%</b>

**PORT OF ANACORTES, COMMISSIONER DISTRICT 2, Vote For 1**

BILL SHORT	263	56.32%	0	0.00%	263	56.32%
JAMES TAYLOR	204	43.68%	0	0.00%	204	43.68%
Write-in (W)	0	0.00%	0	0.00%	0	0.00%
<b>Cast Votes:</b>	<b>467</b>	<b>76.31%</b>	<b>0</b>	<b>0.00%</b>	<b>467</b>	<b>76.31%</b>

**PORT OF ANACORTES, COMMISSIONER DISTRICT 4, TWO YEAR UNEXPIRED TERM, Vote For 1**

PAT D. MOONEY	312	63.03%	0	0.00%	312	63.03%
BRIAN R. WETCHER	183	36.97%	0	0.00%	183	36.97%
Write-in (W)	0	0.00%	0	0.00%	0	0.00%
<b>Cast Votes:</b>	<b>495</b>	<b>80.88%</b>	<b>0</b>	<b>0.00%</b>	<b>495</b>	<b>80.88%</b>

**PORT OF ANACORTES, COMMISSIONER DISTRICT 5, Vote For 1**

BARBARA D. STEPHAN	210	46.36%	0	0.00%	210	46.36%
KEITH RUBIN	243	53.64%	0	0.00%	243	53.64%
Write-in (W)	0	0.00%	0	0.00%	0	0.00%
<b>Cast Votes:</b>	<b>453</b>	<b>74.02%</b>	<b>0</b>	<b>0.00%</b>	<b>453</b>	<b>74.02%</b>

**ANACORTES SCHOOL DISTRICT 103, DIRECTOR, POSITION 1, Vote For 1**

MITCH EVERTON	379	100.00%	0	0.00%	379	100.00%
Write-in (W)	0	0.00%	0	0.00%	0	0.00%
<b>Cast Votes:</b>	<b>379</b>	<b>61.93%</b>	<b>0</b>	<b>0.00%</b>	<b>379</b>	<b>61.93%</b>

**ANACORTES SCHOOL DISTRICT 103, DIRECTOR, POSITION 2, Vote For 1**

KRIS LYTTON	199	51.82%	0	0.00%	199	51.82%
NANCY MURPHY	185	48.18%	0	0.00%	185	48.18%
Write-in (W)	0	0.00%	0	0.00%	0	0.00%
<b>Cast Votes:</b>	<b>384</b>	<b>62.75%</b>	<b>0</b>	<b>0.00%</b>	<b>384</b>	<b>62.75%</b>


 200511290178  
 Skagit County Auditor  
 11/29/2005 Page 143 of 290 3:04PM

Total Number of Voters : 38,599 of 60,859 = 63.42%

Party	Candidate	Early	Election	Total
-------	-----------	-------	----------	-------

**Precinct 159 Terrace (Ballots Cast: 664)**

<b>INITIATIVE MEASURE 900, Vote For 1</b>					
Yes		361	57.30%	0 0.00%	361 57.30%
No		269	42.70%	0 0.00%	269 42.70%
Cast Votes:		630	94.88%	0 0.00%	630 94.88%
<b>INITIATIVE MEASURE 901, Vote For 1</b>					
Yes		448	68.61%	0 0.00%	448 68.61%
No		205	31.39%	0 0.00%	205 31.39%
Cast Votes:		653	98.34%	0 0.00%	653 98.34%
<b>INITIATIVE MEASURE 912, Vote For 1</b>					
Yes		331	50.92%	0 0.00%	331 50.92%
No		319	49.08%	0 0.00%	319 49.08%
Cast Votes:		650	97.89%	0 0.00%	650 97.89%
<b>INITIATIVE MEASURE 330, Vote For 1</b>					
Yes		390	59.63%	0 0.00%	390 59.63%
No		264	40.37%	0 0.00%	264 40.37%
Cast Votes:		654	98.49%	0 0.00%	654 98.49%
<b>INITIATIVE MEASURE 336, Vote For 1</b>					
Yes		179	27.75%	0 0.00%	179 27.75%
No		466	72.25%	0 0.00%	466 72.25%
Cast Votes:		645	97.14%	0 0.00%	645 97.14%
<b>SENATE JOINT RESOLUTION 8207, Vote For 1</b>					
Approved		420	72.29%	0 0.00%	420 72.29%
Rejected		161	27.71%	0 0.00%	161 27.71%
Cast Votes:		581	87.50%	0 0.00%	581 87.50%
<b>FIRE DISTRICT No. 2, COMMISSIONER POSITION 2, Vote For 1</b>					
MICHAEL L. MADLUNG		3	100.00%	0 0.00%	3 100.00%
Write-in (W)		0	0.00%	0 0.00%	0 0.00%
Cast Votes:		3	75.00%	0 0.00%	3 75.00%
<b>FIRE DISTRICT No. 6, COMMISSIONER POSITION 1, TWO YEAR UNEXPIRED TERM, Vote For 1</b>					
GREG NELSON		483	100.00%	0 0.00%	483 100.00%
Write-in (W)		0	0.00%	0 0.00%	0 0.00%
Cast Votes:		483	73.18%	0 0.00%	483 73.18%
<b>FIRE DISTRICT No. 6, COMMISSIONER POSITION 2, Vote For 1</b>					
JACK E. SHELTON		249	47.07%	0 0.00%	249 47.07%
RICHARD D. WHALEN		280	52.93%	0 0.00%	280 52.93%
Write-in (W)		0	0.00%	0 0.00%	0 0.00%
Cast Votes:		529	80.15%	0 0.00%	529 80.15%



200511290178  
 Skagit County Auditor

11/29/2005 Page 144 of 290 3:04PM

2005 General Election

Precinct Report — Official  
 OFFICIAL BALLOT — SKAGIT COUNTY, WASHINGTON — November 08, 2005

Total Number of Voters : 38,599 of 60,859 = 63.42%

Party	Candidate	Early	Election	Total
-------	-----------	-------	----------	-------

Precinct 159 Terrace (Ballots Cast: 664)

<b>FIRE DISTRICT No. 12, COMMISSIONER POSITION 2, Vote For 1</b>					
	DENNIS E. O'HERN	0	0.00%	0	0.00%
	Write-in (W)	0	0.00%	0	0.00%
	Cast Votes:	0	0.00%	0	0.00%
<b>HOSPITAL DISTRICT No. 304, COMMISSIONER POSITION 2, Vote For 1</b>					
	CHUCK RUHL	469	100.00%	0	0.00%
	Write-in (W)	0	0.00%	0	0.00%
	Cast Votes:	469	70.63%	0	0.00%
<b>HOSPITAL DISTRICT No. 304, COMMISSIONER POSITION 4, Vote For 1</b>					
	DANIEL H. GARCIA	458	100.00%	0	0.00%
	Write-in (W)	0	0.00%	0	0.00%
	Cast Votes:	458	68.98%	0	0.00%
<b>HOSPITAL DISTRICT No. 304, COMMISSIONER POSITION 5, TWO YEAR UNEXPIRED TERM, Vote For 1</b>					
	ROBERT M. STANLEY	464	100.00%	0	0.00%
	Write-in (W)	0	0.00%	0	0.00%
	Cast Votes:	464	69.88%	0	0.00%
<b>PORT OF SKAGIT, COMMISSIONER DISTRICT 2, Vote For 1</b>					
	JERRY KAUFMAN	493	100.00%	0	0.00%
	Write-in (W)	0	0.00%	0	0.00%
	Cast Votes:	493	74.25%	0	0.00%
<b>BURLINGTON-EDISON SCHOOL DISTRICT 100, DIRECTOR DISTRICT 2, Vote For 1</b>					
	MIKE DYNES	408	74.86%	0	0.00%
	GERALDINE (GERI) HOFER	137	25.14%	0	0.00%
	Write-in (W)	0	0.00%	0	0.00%
	Cast Votes:	545	82.08%	0	0.00%
<b>BURLINGTON-EDISON SCHOOL DISTRICT 100, DIRECTOR DISTRICT 5, Vote For 1</b>					
	DICK SPINK	471	100.00%	0	0.00%
	Write-in (W)	0	0.00%	0	0.00%
	Cast Votes:	471	70.93%	0	0.00%

200511290178  
 Skagit County Auditor  
 11/29/2005 Page 145 of 290 3:04PM

2005 General Election

Precinct Report — Official  
 OFFICIAL BALLOT — SKAGIT COUNTY, WASHINGTON — November 08, 2005

Total Number of Voters : 38,599 of 60,859 = 63.42%

Party	Candidate	Early	Election	Total
<b>Precinct 160 Starbird (Ballots Cast: 362)</b>				
<b>INITIATIVE MEASURE 900, Vote For 1</b>				
	Yes	218 63.37%	0 0.00%	218 63.37%
	No	126 36.63%	0 0.00%	126 36.63%
	Cast Votes:	344 95.03%	0 0.00%	344 95.03%
<b>INITIATIVE MEASURE 901, Vote For 1</b>				
	Yes	221 61.39%	0 0.00%	221 61.39%
	No	139 38.61%	0 0.00%	139 38.61%
	Cast Votes:	360 99.45%	0 0.00%	360 99.45%
<b>INITIATIVE MEASURE 912, Vote For 1</b>				
	Yes	211 58.94%	0 0.00%	211 58.94%
	No	147 41.06%	0 0.00%	147 41.06%
	Cast Votes:	358 98.90%	0 0.00%	358 98.90%
<b>INITIATIVE MEASURE 330, Vote For 1</b>				
	Yes	205 57.26%	0 0.00%	205 57.26%
	No	153 42.74%	0 0.00%	153 42.74%
	Cast Votes:	358 98.90%	0 0.00%	358 98.90%
<b>INITIATIVE MEASURE 336, Vote For 1</b>				
	Yes	115 33.05%	0 0.00%	115 33.05%
	No	233 66.95%	0 0.00%	233 66.95%
	Cast Votes:	348 96.13%	0 0.00%	348 96.13%
<b>SENATE JOINT RESOLUTION 8207, Vote For 1</b>				
	Approved	203 64.24%	0 0.00%	203 64.24%
	Rejected	113 35.76%	0 0.00%	113 35.76%
	Cast Votes:	316 87.29%	0 0.00%	316 87.29%
<b>FIRE DISTRICT No. 3, COMMISSIONER POSITION 1, TWO-YEAR UNEXPIRED TERM, Vote For 1</b>				
	DAN C. SNEVA	261 100.00%	0 0.00%	261 100.00%
	Write-in (W)	0 0.00%	0 0.00%	0 0.00%
	Cast Votes:	261 72.10%	0 0.00%	261 72.10%
<b>FIRE DISTRICT No. 3, COMMISSIONER POSITION 2, Vote For 1</b>				
	EDWARD KEMPER	98 49.49%	0 0.00%	98 49.49%
	KARL STADLER	100 50.51%	0 0.00%	100 50.51%
	Write-in (W)	0 0.00%	0 0.00%	0 0.00%
	Cast Votes:	198 54.70%	0 0.00%	198 54.70%
<b>HOSPITAL DISTRICT No. 1, COMMISSIONER POSITION 3, Vote For 1</b>				
	STAN OLSON	235 100.00%	0 0.00%	235 100.00%
	Write-in (W)	0 0.00%	0 0.00%	0 0.00%
	Cast Votes:	235 64.92%	0 0.00%	235 64.92%




200511290178  
 Skagit County Auditor

11/29/2005 Page 146 of 290 3:04PM

Total Number of Voters : 38,599 of 60,859 = 63.42%

Party	Candidate	Early	Election	Total
<b>Precinct 160 Starbird (Ballots Cast: 362)</b>				
<b>HOSPITAL DISTRICT No. 1, COMMISSIONER POSITION 5, Vote For 1</b>				
	CLARK D. TODD	129 58.11%	0 0.00%	129 58.11%
	MATTHEW HALLIDAY	93 41.89%	0 0.00%	93 41.89%
	Write-in (W)	0 0.00%	0 0.00%	0 0.00%
	Cast Votes:	222 61.33%	0 0.00%	222 61.33%
<b>PORT OF SKAGIT, COMMISSIONER DISTRICT 2, Vote For 1</b>				
	JERRY KAUFMAN	240 100.00%	0 0.00%	240 100.00%
	Write-in (W)	0 0.00%	0 0.00%	0 0.00%
	Cast Votes:	240 66.30%	0 0.00%	240 66.30%
<b>CONWAY SCHOOL DISTRICT 317, DIRECTOR, POSITION 2, SHORT/FULL TERM, Vote For 1</b>				
	RON HOUSH	254 100.00%	0 0.00%	254 100.00%
	Write-in (W)	0 0.00%	0 0.00%	0 0.00%
	Cast Votes:	254 70.17%	0 0.00%	254 70.17%
<b>CONWAY SCHOOL DISTRICT 317, DIRECTOR, POSITION 3, Vote For 1</b>				
	DIANE ROBERTSON	250 100.00%	0 0.00%	250 100.00%
	Write-in (W)	0 0.00%	0 0.00%	0 0.00%
	Cast Votes:	250 69.06%	0 0.00%	250 69.06%

  
 200511290178  
 Skagit County Auditor  
 11/29/2005 Page 147 of 290 3:04PM

2005 General Election

Precinct Report — Official  
 OFFICIAL BALLOT — SKAGIT COUNTY, WASHINGTON — November 08, 2005

Total Number of Voters : 38,599 of 60,859 = 63.42%

Party	Candidate	Early	Election	Total	
<b>Precinct 162 County 2 (Ballots Cast: 0)</b>					
<b>INITIATIVE MEASURE 900, Vote For 1</b>					
	Yes	0	0.00%	0	0.00%
	No	0	0.00%	0	0.00%
	Cast Votes:	0	0.00%	0	0.00%
<b>INITIATIVE MEASURE 901, Vote For 1</b>					
	Yes	0	0.00%	0	0.00%
	No	0	0.00%	0	0.00%
	Cast Votes:	0	0.00%	0	0.00%
<b>INITIATIVE MEASURE 912, Vote For 1</b>					
	Yes	0	0.00%	0	0.00%
	No	0	0.00%	0	0.00%
	Cast Votes:	0	0.00%	0	0.00%
<b>INITIATIVE MEASURE 330, Vote For 1</b>					
	Yes	0	0.00%	0	0.00%
	No	0	0.00%	0	0.00%
	Cast Votes:	0	0.00%	0	0.00%
<b>INITIATIVE MEASURE 336, Vote For 1</b>					
	Yes	0	0.00%	0	0.00%
	No	0	0.00%	0	0.00%
	Cast Votes:	0	0.00%	0	0.00%
<b>SENATE JOINT RESOLUTION 8207, Vote For 1</b>					
	Approved	0	0.00%	0	0.00%
	Rejected	0	0.00%	0	0.00%
	Cast Votes:	0	0.00%	0	0.00%
<b>FIRE DISTRICT No. 1, COMMISSIONER POSITION 1, TWO-YEAR UNEXPIRED TERM, Vote For 1</b>					
	DALE RUTAN	0	0.00%	0	0.00%
	Write-in (W)	0	0.00%	0	0.00%
	Cast Votes:	0	0.00%	0	0.00%
<b>FIRE DISTRICT No. 1, COMMISSIONER POSITION 2, Vote For 1</b>					
	ROY ANGEVINE	0	0.00%	0	0.00%
	Write-in (W)	0	0.00%	0	0.00%
	Cast Votes:	0	0.00%	0	0.00%
<b>FIRE DISTRICT No. 1, COMMISSIONER POSITION 3, FOUR YEAR UNEXPIRED TERM, Vote For 1</b>					
	DANNY WATTS	0	0.00%	0	0.00%
	Write-in (W)	0	0.00%	0	0.00%
	Cast Votes:	0	0.00%	0	0.00%
<b>HOSPITAL DISTRICT No. 1, COMMISSIONER POSITION 3, Vote For 1</b>					
	STAN OLSON	0	0.00%	0	0.00%
	Write-in (W)	0	0.00%	0	0.00%
	Cast Votes:	0	0.00%	0	0.00%



200511290178  
 Skagit County Auditor  
 11/29/2005 Page 148 of 290 3:04PM




2005 General Election

Precinct Report — Official  
 OFFICIAL BALLOT — SKAGIT COUNTY, WASHINGTON — November 08, 2005

Total Number of Voters : 38,599 of 60,859 = 63.42%

Precincts Reporting 116 of 116 = 100.00%

Party	Candidate	Early	Election	Total
<b>Precinct 162 County 2 (Ballots Cast: 0)</b>				
<b>HOSPITAL DISTRICT No. 1, COMMISSIONER POSITION 5, Vote For 1</b>				
	CLARK D. TODD	0	0.00%	0 0.00%
	MATTHEW HALLIDAY	0	0.00%	0 0.00%
	Write-in (W)	0	0.00%	0 0.00%
	Cast Votes:	0	0.00%	0 0.00%
<b>PORT OF SKAGIT, COMMISSIONER DISTRICT 2, Vote For 1</b>				
	JERRY KAUFMAN	0	0.00%	0 0.00%
	Write-in (W)	0	0.00%	0 0.00%
	Cast Votes:	0	0.00%	0 0.00%
<b>MOUNT VERNON SCHOOL DISTRICT 320, DIRECTOR DISTRICT 4, Vote For 1</b>				
	LUANNE GORDON BURKHART	0	0.00%	0 0.00%
	Write-in (W)	0	0.00%	0 0.00%
	Cast Votes:	0	0.00%	0 0.00%
<b>MOUNT VERNON SCHOOL DISTRICT 320, DIRECTOR DISTRICT 5, Vote For 1</b>				
	DIANA LOPEZ	0	0.00%	0 0.00%
	CHARLES GUILDNER	0	0.00%	0 0.00%
	Write-in (W)	0	0.00%	0 0.00%
	Cast Votes:	0	0.00%	0 0.00%

  
 200511290178  
 Skagit County Auditor  
 149 of 290 3:04PM  
 11/29/2005 Page

Total Number of Voters : 38,599 of 60,859 = 63.42%

Precincts Reporting 116 of 116 = 100.00%

Party	Candidate	Early	Election	Total	
<b>Precinct 164 Fidalgo (Ballots Cast: 531)</b>					
<b>INITIATIVE MEASURE 900, Vote For 1</b>					
	Yes	297	59.28%	0 0.00%	297 59.28%
	No	204	40.72%	0 0.00%	204 40.72%
	Cast Votes:	501	94.35%	0 0.00%	501 94.35%
<b>INITIATIVE MEASURE 901, Vote For 1</b>					
	Yes	339	64.94%	0 0.00%	339 64.94%
	No	183	35.06%	0 0.00%	183 35.06%
	Cast Votes:	522	98.31%	0 0.00%	522 98.31%
<b>INITIATIVE MEASURE 912, Vote For 1</b>					
	Yes	259	49.33%	0 0.00%	259 49.33%
	No	266	50.67%	0 0.00%	266 50.67%
	Cast Votes:	525	98.87%	0 0.00%	525 98.87%
<b>INITIATIVE MEASURE 330, Vote For 1</b>					
	Yes	296	56.92%	0 0.00%	296 56.92%
	No	224	43.08%	0 0.00%	224 43.08%
	Cast Votes:	520	97.93%	0 0.00%	520 97.93%
<b>INITIATIVE MEASURE 336, Vote For 1</b>					
	Yes	172	33.46%	0 0.00%	172 33.46%
	No	342	66.54%	0 0.00%	342 66.54%
	Cast Votes:	514	96.80%	0 0.00%	514 96.80%
<b>SENATE JOINT RESOLUTION 8207, Vote For 1</b>					
	Approved	345	73.88%	0 0.00%	345 73.88%
	Rejected	122	26.12%	0 0.00%	122 26.12%
	Cast Votes:	467	87.95%	0 0.00%	467 87.95%
<b>CEMETERY DISTRICT No. 2 COMMISSIONER, Vote For 1</b>					
	WALTER DEATON	367	100.00%	0 0.00%	367 100.00%
	Write-in (W)	0	0.00%	0 0.00%	0 0.00%
	Cast Votes:	367	69.11%	0 0.00%	367 69.11%
<b>FIDALGO POOL AND FITNESS CENTER DISTRICT, COMMISSIONER POSITION 3, Vote For 1</b>					
	KATHRYN ESPINOZA	147	47.73%	0 0.00%	147 47.73%
	PAMELA R. LAMBETH	161	52.27%	0 0.00%	161 52.27%
	Write-in (W)	0	0.00%	0 0.00%	0 0.00%
	Cast Votes:	308	58.00%	0 0.00%	308 58.00%
<b>FIDALGO POOL AND FITNESS CENTER DISTRICT, COMMISSIONER POSITION 5, Vote For 1</b>					
	ANDREW OLSON	200	59.88%	0 0.00%	200 59.88%
	ROSEMARY YOUNG NELSON	134	40.12%	0 0.00%	134 40.12%
	Write-in (W)	0	0.00%	0 0.00%	0 0.00%
	Cast Votes:	334	62.90%	0 0.00%	334 62.90%



200511290178  
 Skagit County Auditor

11/29/2005 Page 150 of 290 3:04PM

Total Number of Voters : 38,599 of 60,859 = 63.42%

Party	Candidate	Early	Election	Total
-------	-----------	-------	----------	-------

**Precinct 164 Fidalgo (Ballots Cast: 531)**

**FIRE DISTRICT No. 11, COMMISSIONER POSITION 2, Vote For 1**

PAT CUMMINGS	355	100.00%	0	0.00%	355	100.00%
Write-in (W)	0	0.00%	0	0.00%	0	0.00%
<b>Cast Votes:</b>	<b>355</b>	<b>66.85%</b>	<b>0</b>	<b>0.00%</b>	<b>355</b>	<b>66.85%</b>

**FIRE DISTRICT No. 13, COMMISSIONER POSITION 2, Vote For 1**

WOOD WEISS	0	0.00%	0	0.00%	0	0.00%
CHARLES (CHUCK) HEDLUND	0	0.00%	0	0.00%	0	0.00%
Write-in (W)	0	0.00%	0	0.00%	0	0.00%
<b>Cast Votes:</b>	<b>0</b>	<b>0.00%</b>	<b>0</b>	<b>0.00%</b>	<b>0</b>	<b>0.00%</b>

**HOSPITAL DISTRICT No. 2, COMMISSIONER POSITION 1, Vote For 1**

JAN M. IVERSEN	236	54.25%	0	0.00%	236	54.25%
BOYD VEER	199	45.75%	0	0.00%	199	45.75%
Write-in (W)	0	0.00%	0	0.00%	0	0.00%
<b>Cast Votes:</b>	<b>435</b>	<b>81.92%</b>	<b>0</b>	<b>0.00%</b>	<b>435</b>	<b>81.92%</b>

**PORT OF ANACORTES, COMMISSIONER DISTRICT 1, Vote For 1**

RAY NIVER	219	51.65%	0	0.00%	219	51.65%
Write-in (W)	0	0.00%	0	0.00%	0	0.00%
Anni Brogan (W)	205	48.35%	0	0.00%	205	48.35%
<b>Cast Votes:</b>	<b>424</b>	<b>79.85%</b>	<b>0</b>	<b>0.00%</b>	<b>424</b>	<b>79.85%</b>

**PORT OF ANACORTES, COMMISSIONER DISTRICT 2, Vote For 1**

BILL SHORT	292	64.75%	0	0.00%	292	64.75%
JAMES TAYLOR	159	35.25%	0	0.00%	159	35.25%
Write-in (W)	0	0.00%	0	0.00%	0	0.00%
<b>Cast Votes:</b>	<b>451</b>	<b>84.93%</b>	<b>0</b>	<b>0.00%</b>	<b>451</b>	<b>84.93%</b>

**PORT OF ANACORTES, COMMISSIONER DISTRICT 4, TWO YEAR UNEXPIRED TERM, Vote For 1**

PAT D. MOONEY	309	67.47%	0	0.00%	309	67.47%
BRIAN R. WETCHER	149	32.53%	0	0.00%	149	32.53%
Write-in (W)	0	0.00%	0	0.00%	0	0.00%
<b>Cast Votes:</b>	<b>458</b>	<b>86.25%</b>	<b>0</b>	<b>0.00%</b>	<b>458</b>	<b>86.25%</b>

**PORT OF ANACORTES, COMMISSIONER DISTRICT 5, Vote For 1**

BARBARA D. STEPHAN	206	47.91%	0	0.00%	206	47.91%
KEITH RUBIN	224	52.09%	0	0.00%	224	52.09%
Write-in (W)	0	0.00%	0	0.00%	0	0.00%
<b>Cast Votes:</b>	<b>430</b>	<b>80.98%</b>	<b>0</b>	<b>0.00%</b>	<b>430</b>	<b>80.98%</b>


**ANACORTES SCHOOL DISTRICT 103, DIRECTOR, POSITION 1, Vote For 1**

MITCH EVERTON	355	100.00%	0	0.00%	355	100.00%
Write-in (W)	0	0.00%	0	0.00%	0	0.00%
<b>Cast Votes:</b>	<b>355</b>	<b>66.85%</b>	<b>0</b>	<b>0.00%</b>	<b>355</b>	<b>66.85%</b>

200511290178  
 Skagit County Auditor  
 11/29/2005 Page 151 of 290 3:04PM

Total Number of Voters : 38,599 of 60,859 = 63.42%

Party	Candidate	Early	Election	Total
<b>Precinct 164 Fidalgo (Ballots Cast: 531)</b>				
<b>ANACORTES SCHOOL DISTRICT 103, DIRECTOR, POSITION 2, Vote For 1</b>				
	KRIS LYTTON	195 52.70%	0 0.00%	195 52.70%
	NANCY MURPHY	175 47.30%	0 0.00%	175 47.30%
	Write-in (W)	0 0.00%	0 0.00%	0 0.00%
	Cast Votes:	370 69.68%	0 0.00%	370 69.68%

  
 200511290178  
 Skagit County Auditor  
 11/29/2005 Page 152 of 290 3:04PM

2005 General Election

Precinct Report — Official  
OFFICIAL BALLOT — SKAGIT COUNTY, WASHINGTON — November 08, 2005

Page 116 of 253

11/29/2005 12:17 PM

Precincts Reporting 116 of 116 = 100.00%

Total Number of Voters : 38,599 of 60,859 = 63.42%

Party	Candidate	Early	Election	Total
-------	-----------	-------	----------	-------

Precinct 165 Gages (Ballots Cast: 109)

<b>INITIATIVE MEASURE 900, Vote For 1</b>					
Yes		61	61.62%	0 0.00%	61 61.62%
No		38	38.38%	0 0.00%	38 38.38%
Cast Votes:		99	90.83%	0 0.00%	99 90.83%
<b>INITIATIVE MEASURE 901, Vote For 1</b>					
Yes		56	51.85%	0 0.00%	56 51.85%
No		52	48.15%	0 0.00%	52 48.15%
Cast Votes:		108	99.08%	0 0.00%	108 99.08%
<b>INITIATIVE MEASURE 912, Vote For 1</b>					
Yes		55	50.93%	0 0.00%	55 50.93%
No		53	49.07%	0 0.00%	53 49.07%
Cast Votes:		108	99.08%	0 0.00%	108 99.08%
<b>INITIATIVE MEASURE 330, Vote For 1</b>					
Yes		44	42.31%	0 0.00%	44 42.31%
No		60	57.69%	0 0.00%	60 57.69%
Cast Votes:		104	95.41%	0 0.00%	104 95.41%
<b>INITIATIVE MEASURE 336, Vote For 1</b>					
Yes		39	37.50%	0 0.00%	39 37.50%
No		65	62.50%	0 0.00%	65 62.50%
Cast Votes:		104	95.41%	0 0.00%	104 95.41%
<b>SENATE JOINT RESOLUTION 8207, Vote For 1</b>					
Approved		67	73.63%	0 0.00%	67 73.63%
Rejected		24	26.37%	0 0.00%	24 26.37%
Cast Votes:		91	83.49%	0 0.00%	91 83.49%
<b>FIRE DISTRICT No. 6, COMMISSIONER POSITION 1, TWO YEAR UNEXPIRED TERM, Vote For 1</b>					
GREG NELSON		74	100.00%	0 0.00%	74 100.00%
Write-in (W)		0	0.00%	0 0.00%	0 0.00%
Cast Votes:		74	67.89%	0 0.00%	74 67.89%
<b>FIRE DISTRICT No. 6, COMMISSIONER POSITION 2, Vote For 1</b>					
JACK E. SHELTON		37	49.33%	0 0.00%	37 49.33%
RICHARD D. WHALEN		38	50.67%	0 0.00%	38 50.67%
Write-in (W)		0	0.00%	0 0.00%	0 0.00%
Cast Votes:		75	68.81%	0 0.00%	75 68.81%
<b>HOSPITAL DISTRICT No. 304, COMMISSIONER POSITION 2, Vote For 1</b>					
CHUCK RUHL		67	100.00%	0 0.00%	67 100.00%
Write-in (W)		0	0.00%	0 0.00%	0 0.00%
Cast Votes:		67	61.47%	0 0.00%	67 61.47%


 200511290178  
 Skagit County Auditor  
 11/29/2005 Page 153 of 290 3:04PM

2005 General Election


Precinct Report — Official  
 OFFICIAL BALLOT — SKAGIT COUNTY, WASHINGTON — November 08, 2005

Total Number of Voters : 38,599 of 60,859 = 63.42%

Party	Candidate	Early	Election	Total
-------	-----------	-------	----------	-------

**Precinct 165 Gages (Ballots Cast: 109)**

<b>HOSPITAL DISTRICT No. 304, COMMISSIONER POSITION 4, Vote For 1</b>							
	DANIEL H. GARCIA	67	100.00%	0	0.00%	67	100.00%
	Write-in (W)	0	0.00%	0	0.00%	0	0.00%
	Cast Votes:	67	61.47%	0	0.00%	67	61.47%
<b>HOSPITAL DISTRICT No. 304, COMMISSIONER POSITION 5, TWO YEAR UNEXPIRED TERM, Vote For 1</b>							
	ROBERT M. STANLEY	66	100.00%	0	0.00%	66	100.00%
	Write-in (W)	0	0.00%	0	0.00%	0	0.00%
	Cast Votes:	66	60.55%	0	0.00%	66	60.55%
<b>PORT OF SKAGIT, COMMISSIONER DISTRICT 2, Vote For 1</b>							
	JERRY KAUFMAN	76	100.00%	0	0.00%	76	100.00%
	Write-in (W)	0	0.00%	0	0.00%	0	0.00%
	Cast Votes:	76	69.72%	0	0.00%	76	69.72%
<b>BURLINGTON-EDISON SCHOOL DISTRICT 100, DIRECTOR DISTRICT 2, Vote For 1</b>							
	MIKE DYNES	56	67.47%	0	0.00%	56	67.47%
	GERALDINE (GERI) HOFER	27	32.53%	0	0.00%	27	32.53%
	Write-in (W)	0	0.00%	0	0.00%	0	0.00%
	Cast Votes:	83	76.15%	0	0.00%	83	76.15%
<b>BURLINGTON-EDISON SCHOOL DISTRICT 100, DIRECTOR DISTRICT 5, Vote For 1</b>							
	DICK SPINK	75	100.00%	0	0.00%	75	100.00%
	Write-in (W)	0	0.00%	0	0.00%	0	0.00%
	Cast Votes:	75	68.81%	0	0.00%	75	68.81%

  
 200511290178  
 Skagit County Auditor  
 11/29/2005 Page 154 of 290 3:04PM

Total Number of Voters : 38,599 of 60,859 = 63.42%

Party	Candidate	Early	Election	Total
-------	-----------	-------	----------	-------

**Precinct 166 Samish (Ballots Cast: 311)**

<b>INITIATIVE MEASURE 900, Vote For 1</b>					
Yes		167	55.85%	0 0.00%	167 55.85%
No		132	44.15%	0 0.00%	132 44.15%
Cast Votes:		299	96.14%	0 0.00%	299 96.14%
<b>INITIATIVE MEASURE 901, Vote For 1</b>					
Yes		181	58.39%	0 0.00%	181 58.39%
No		129	41.61%	0 0.00%	129 41.61%
Cast Votes:		310	99.68%	0 0.00%	310 99.68%
<b>INITIATIVE MEASURE 912, Vote For 1</b>					
Yes		177	57.84%	0 0.00%	177 57.84%
No		129	42.16%	0 0.00%	129 42.16%
Cast Votes:		306	98.39%	0 0.00%	306 98.39%
<b>INITIATIVE MEASURE 330, Vote For 1</b>					
Yes		159	51.62%	0 0.00%	159 51.62%
No		149	48.38%	0 0.00%	149 48.38%
Cast Votes:		308	99.04%	0 0.00%	308 99.04%
<b>INITIATIVE MEASURE 336, Vote For 1</b>					
Yes		116	38.16%	0 0.00%	116 38.16%
No		188	61.84%	0 0.00%	188 61.84%
Cast Votes:		304	97.75%	0 0.00%	304 97.75%
<b>SENATE JOINT RESOLUTION 8207, Vote For 1</b>					
Approved		197	69.12%	0 0.00%	197 69.12%
Rejected		88	30.88%	0 0.00%	88 30.88%
Cast Votes:		285	91.64%	0 0.00%	285 91.64%
<b>FIRE DISTRICT No. 8, COMMISSIONER POSITION 2, Vote For 1</b>					
JOHN E. RUTHFORD JR.		205	100.00%	0 0.00%	205 100.00%
Write-in (W)		0	0.00%	0 0.00%	0 0.00%
Cast Votes:		205	65.92%	0 0.00%	205 65.92%
<b>HOSPITAL DISTRICT No. 304, COMMISSIONER POSITION 2, Vote For 1</b>					
CHUCK RUHL		205	100.00%	0 0.00%	205 100.00%
Write-in (W)		0	0.00%	0 0.00%	0 0.00%
Cast Votes:		205	65.92%	0 0.00%	205 65.92%
<b>HOSPITAL DISTRICT No. 304, COMMISSIONER POSITION 4, Vote For 1</b>					
DANIEL H. GARCIA		196	100.00%	0 0.00%	196 100.00%
Write-in (W)		0	0.00%	0 0.00%	0 0.00%
Cast Votes:		196	63.02%	0 0.00%	196 63.02%
<b>HOSPITAL DISTRICT No. 304, COMMISSIONER POSITION 5, TWO YEAR UNEXPIRED TERM, Vote For 1</b>					
ROBERT M. STANLEY		194	100.00%	0 0.00%	194 100.00%
Write-in (W)		0	0.00%	0 0.00%	0 0.00%
Cast Votes:		194	62.38%	0 0.00%	194 62.38%



200511290178

Skagit County Auditor

11/29/2005 Page 155 of 290 3:04PM

2005 General Election

Precinct Report — Official  
 OFFICIAL BALLOT — SKAGIT COUNTY, WASHINGTON — November 08, 2005

Total Number of Voters : 38,599 of 60,859 = 63.42%

Party	Candidate	Early	Election	Total	
<b>Precinct 166 Samish (Ballots Cast: 311)</b>					
<b>PORT OF SKAGIT, COMMISSIONER DISTRICT 2, Vote For 1</b>					
	JERRY KAUFMAN	193	100.00%	0 0.00%	193 100.00%
	Write-in (W)	0	0.00%	0 0.00%	0 0.00%
	Cast Votes:	193	62.06%	0 0.00%	193 62.06%
<b>SEDRO-WOLLEY SCHOOL DISTRICT 101, DIRECTOR DISTRICT 1, Vote For 1</b>					
	JIM KALLIO	211	100.00%	0 0.00%	211 100.00%
	Write-in (W)	0	0.00%	0 0.00%	0 0.00%
	Cast Votes:	211	67.85%	0 0.00%	211 67.85%
<b>SEDRO-WOLLEY SCHOOL DISTRICT 101, DIRECTOR DISTRICT 4, Vote For 1</b>					
	DAVID L. CARROLL	204	100.00%	0 0.00%	204 100.00%
	Write-in (W)	0	0.00%	0 0.00%	0 0.00%
	Cast Votes:	204	65.59%	0 0.00%	204 65.59%
<b>SEDRO-WOLLEY SCHOOL DISTRICT 101, DIRECTOR DISTRICT 5, Vote For 1</b>					
	MIKE JANICKI	216	100.00%	0 0.00%	216 100.00%
	Write-in (W)	0	0.00%	0 0.00%	0 0.00%
	Cast Votes:	216	69.45%	0 0.00%	216 69.45%



200511290178  
 Skagit County Auditor



2005 General Election

Precinct Report — Official  
OFFICIAL BALLOT — SKAGIT COUNTY, WASHINGTON — November 08, 2005

Page 120 of 253

11/29/2005 12:17 PM

Precincts Reporting 116 of 116 = 100.00%

Total Number of Voters : 38,599 of 60,859 = 63.42%

Party	Candidate	Early	Election	Total	
<b>Precinct 167 Collins (Ballots Cast: 57)</b>					
<b>INITIATIVE MEASURE 900, Vote For 1</b>					
	Yes	30	53.57%	0 0.00%	30 53.57%
	No	26	46.43%	0 0.00%	26 46.43%
	Cast Votes:	56	98.25%	0 0.00%	56 98.25%
<b>INITIATIVE MEASURE 901, Vote For 1</b>					
	Yes	23	41.07%	0 0.00%	23 41.07%
	No	33	58.93%	0 0.00%	33 58.93%
	Cast Votes:	56	98.25%	0 0.00%	56 98.25%
<b>INITIATIVE MEASURE 912, Vote For 1</b>					
	Yes	33	57.89%	0 0.00%	33 57.89%
	No	24	42.11%	0 0.00%	24 42.11%
	Cast Votes:	57	100.00%	0 0.00%	57 100.00%
<b>INITIATIVE MEASURE 330, Vote For 1</b>					
	Yes	26	45.61%	0 0.00%	26 45.61%
	No	31	54.39%	0 0.00%	31 54.39%
	Cast Votes:	57	100.00%	0 0.00%	57 100.00%
<b>INITIATIVE MEASURE 336, Vote For 1</b>					
	Yes	24	42.11%	0 0.00%	24 42.11%
	No	33	57.89%	0 0.00%	33 57.89%
	Cast Votes:	57	100.00%	0 0.00%	57 100.00%
<b>SENATE JOINT RESOLUTION 8207, Vote For 1</b>					
	Approved	31	58.49%	0 0.00%	31 58.49%
	Rejected	22	41.51%	0 0.00%	22 41.51%
	Cast Votes:	53	92.98%	0 0.00%	53 92.98%
<b>FIRE DISTRICT No. 8, COMMISSIONER POSITION 2, Vote For 1</b>					
	JOHN E. RUTHFORD JR.	37	100.00%	0 0.00%	37 100.00%
	Write-in (W)	0	0.00%	0 0.00%	0 0.00%
	Cast Votes:	37	64.91%	0 0.00%	37 64.91%
<b>HOSPITAL DISTRICT No. 304, COMMISSIONER POSITION 2, Vote For 1</b>					
	CHUCK RUHL	39	100.00%	0 0.00%	39 100.00%
	Write-in (W)	0	0.00%	0 0.00%	0 0.00%
	Cast Votes:	39	68.42%	0 0.00%	39 68.42%
<b>HOSPITAL DISTRICT No. 304, COMMISSIONER POSITION 4, Vote For 1</b>					
	DANIEL H. GARCIA	39	100.00%	0 0.00%	39 100.00%
	Write-in (W)	0	0.00%	0 0.00%	0 0.00%
	Cast Votes:	39	68.42%	0 0.00%	39 68.42%
<b>HOSPITAL DISTRICT No. 304, COMMISSIONER POSITION 5, TWO YEAR UNEXPIRED TERM, Vote For 1</b>					
	ROBERT M. STANLEY	37	100.00%	0 0.00%	37 100.00%
	Write-in (W)	0	0.00%	0 0.00%	0 0.00%
	Cast Votes:	37	64.91%	0 0.00%	37 64.91%

200511290178  
Skagit County Auditor  
11/29/2005 Page 157 of 290 3:04PM

2005 General Election

Precinct Report — Official  
 OFFICIAL BALLOT — SKAGIT COUNTY, WASHINGTON — November 08, 2005

Page 121 of 253

11/29/2005 12:17 PM

Precincts Reporting 116 of 116 = 100.00%

Total Number of Voters : 38,599 of 60,859 = 63.42%

Party	Candidate	Early	Election	Total
-------	-----------	-------	----------	-------

Precinct 167 Collins (Ballots Cast: 57)

PORT OF SKAGIT, COMMISSIONER DISTRICT 2, Vote For 1					
	JERRY KAUFMAN	37	100.00%	0 0.00%	37 100.00%
	Write-in (W)	0	0.00%	0 0.00%	0 0.00%
	Cast Votes:	37	64.91%	0 0.00%	37 64.91%
SEDRO-WOOLLEY SCHOOL DISTRICT 101, DIRECTOR DISTRICT 1, Vote For 1					
	JIM KALLIO	38	100.00%	0 0.00%	38 100.00%
	Write-in (W)	0	0.00%	0 0.00%	0 0.00%
	Cast Votes:	38	66.67%	0 0.00%	38 66.67%
SEDRO-WOOLLEY SCHOOL DISTRICT 101, DIRECTOR DISTRICT 4, Vote For 1					
	DAVID L. CARROLL	38	100.00%	0 0.00%	38 100.00%
	Write-in (W)	0	0.00%	0 0.00%	0 0.00%
	Cast Votes:	38	66.67%	0 0.00%	38 66.67%
SEDRO-WOOLLEY SCHOOL DISTRICT 101, DIRECTOR DISTRICT 5, Vote For 1					
	MIKE JANICKI	39	100.00%	0 0.00%	39 100.00%
	Write-in (W)	0	0.00%	0 0.00%	0 0.00%
	Cast Votes:	39	68.42%	0 0.00%	39 68.42%



200511290178  
 Skagit County Auditor

11/29/2005 Page 158 of 290 3:04PM

2005 General Election

Precinct Report — Official  
 OFFICIAL BALLOT — SKAGIT COUNTY, WASHINGTON — November 08, 2005

Page 122 of 253

11/29/2005 12:17 PM

Total Number of Voters : 38,599 of 60,859 = 63.42%

Precincts Reporting 116 of 116 = 100.00%

Party	Candidate	Early	Election	Total	
<b>Precinct 168 Blanchard (Ballots Cast: 407)</b>					
<b>INITIATIVE MEASURE 900, Vote For 1</b>					
	Yes	209	53.59%	0 0.00%	209 53.59%
	No	181	46.41%	0 0.00%	181 46.41%
	Cast Votes:	390	95.82%	0 0.00%	390 95.82%
<b>INITIATIVE MEASURE 901, Vote For 1</b>					
	Yes	254	63.50%	0 0.00%	254 63.50%
	No	146	36.50%	0 0.00%	146 36.50%
	Cast Votes:	400	98.28%	0 0.00%	400 98.28%
<b>INITIATIVE MEASURE 912, Vote For 1</b>					
	Yes	181	45.02%	0 0.00%	181 45.02%
	No	221	54.98%	0 0.00%	221 54.98%
	Cast Votes:	402	98.77%	0 0.00%	402 98.77%
<b>INITIATIVE MEASURE 330, Vote For 1</b>					
	Yes	179	44.31%	0 0.00%	179 44.31%
	No	225	55.69%	0 0.00%	225 55.69%
	Cast Votes:	404	99.26%	0 0.00%	404 99.26%
<b>INITIATIVE MEASURE 336, Vote For 1</b>					
	Yes	130	32.83%	0 0.00%	130 32.83%
	No	266	67.17%	0 0.00%	266 67.17%
	Cast Votes:	396	97.30%	0 0.00%	396 97.30%
<b>SENATE JOINT RESOLUTION 8207, Vote For 1</b>					
	Approved	264	72.53%	0 0.00%	264 72.53%
	Rejected	100	27.47%	0 0.00%	100 27.47%
	Cast Votes:	364	89.43%	0 0.00%	364 89.43%
<b>CEMETERY DISTRICT No. 4 COMMISSIONER, Vote For 1</b>					
	CURT M. DANILSON	167	100.00%	0 0.00%	167 100.00%
	Write-in (W)	0	0.00%	0 0.00%	0 0.00%
	Cast Votes:	167	58.60%	0 0.00%	167 58.60%
<b>FIRE DISTRICT No. 5, COMMISSIONER POSITION 3, Vote For 1</b>					
	JOLYNN "JL" WOODBURY	30	100.00%	0 0.00%	30 100.00%
	Write-in (W)	0	0.00%	0 0.00%	0 0.00%
	Cast Votes:	30	50.00%	0 0.00%	30 50.00%
<b>HOSPITAL DISTRICT No. 304, COMMISSIONER POSITION 2, Vote For 1</b>					
	CHUCK RUHL	231	100.00%	0 0.00%	231 100.00%
	Write-in (W)	0	0.00%	0 0.00%	0 0.00%
	Cast Votes:	231	56.76%	0 0.00%	231 56.76%
<b>HOSPITAL DISTRICT No. 304, COMMISSIONER POSITION 4, Vote For 1</b>					
	DANIEL H. GARCIA	227	100.00%	0 0.00%	227 100.00%
	Write-in (W)	0	0.00%	0 0.00%	0 0.00%
	Cast Votes:	227	55.77%	0 0.00%	227 55.77%



200511290178  
 Skagit County Auditor

11/29/2005 Page 159 of 290 3:04PM

2005 General Election

Precinct Report — Official  
 OFFICIAL BALLOT — SKAGIT COUNTY, WASHINGTON — November 08, 2005

Page 123 of 253

11/29/2005 12:17 PM

Total Number of Voters : 38,599 of 60,859 = 63.42%

Precincts Reporting 116 of 116 = 100.00%

Party	Candidate	Early	Election	Total	
<b>Precinct 168 Blanchard (Ballots Cast: 407)</b>					
<b>HOSPITAL DISTRICT No. 304, COMMISSIONER POSITION 5, TWO YEAR UNEXPIRED TERM, Vote For 1</b>					
	ROBERT M. STANLEY	225	100.00%	0 0.00%	225 100.00%
	Write-in (W)	0	0.00%	0 0.00%	0 0.00%
	Cast Votes:	225	55.28%	0 0.00%	225 55.28%
<b>PORT OF SKAGIT, COMMISSIONER DISTRICT 2, Vote For 1</b>					
	JERRY KAUFMAN	234	100.00%	0 0.00%	234 100.00%
	Write-in (W)	0	0.00%	0 0.00%	0 0.00%
	Cast Votes:	234	57.49%	0 0.00%	234 57.49%
<b>BURLINGTON-EDISON SCHOOL DISTRICT 100, DIRECTOR DISTRICT 2, Vote For 1</b>					
	MIKE DYNES	134	51.34%	0 0.00%	134 51.34%
	GERALDINE (GERI) HOFER	127	48.66%	0 0.00%	127 48.66%
	Write-in (W)	0	0.00%	0 0.00%	0 0.00%
	Cast Votes:	261	64.13%	0 0.00%	261 64.13%
<b>BURLINGTON-EDISON SCHOOL DISTRICT 100, DIRECTOR DISTRICT 5, Vote For 1</b>					
	DICK SPINK	233	100.00%	0 0.00%	233 100.00%
	Write-in (W)	0	0.00%	0 0.00%	0 0.00%
	Cast Votes:	233	57.25%	0 0.00%	233 57.25%



200511290178  
 Skagit County Auditor

11/29/2005 Page 160 of 290 3:04PM

2005 General Election

Precinct Report — Official  
 OFFICIAL BALLOT — SKAGIT COUNTY, WASHINGTON — November 08, 2005

Page 124 of 253

11/29/2005 12:17 PM

Total Number of Voters : 38,599 of 60,859 = 63.42%

Precincts Reporting 116 of 116 = 100.00%

Party	Candidate	Early	Election	Total
-------	-----------	-------	----------	-------

Precinct 170 View Terrac (Ballots Cast: 5)

INITIATIVE MEASURE 900, Vote For 1		Early	Election	Total
Yes		5 100.00%	0 0.00%	5 100.00%
No		0 0.00%	0 0.00%	0 0.00%
Cast Votes:		5 100.00%	0 0.00%	5 100.00%

INITIATIVE MEASURE 901, Vote For 1		Early	Election	Total
Yes		2 40.00%	0 0.00%	2 40.00%
No		3 60.00%	0 0.00%	3 60.00%
Cast Votes:		5 100.00%	0 0.00%	5 100.00%

INITIATIVE MEASURE 912, Vote For 1		Early	Election	Total
Yes		5 100.00%	0 0.00%	5 100.00%
No		0 0.00%	0 0.00%	0 0.00%
Cast Votes:		5 100.00%	0 0.00%	5 100.00%

INITIATIVE MEASURE 330, Vote For 1		Early	Election	Total
Yes		4 100.00%	0 0.00%	4 100.00%
No		0 0.00%	0 0.00%	0 0.00%
Cast Votes:		4 80.00%	0 0.00%	4 80.00%

INITIATIVE MEASURE 336, Vote For 1		Early	Election	Total
Yes		2 50.00%	0 0.00%	2 50.00%
No		2 50.00%	0 0.00%	2 50.00%
Cast Votes:		4 80.00%	0 0.00%	4 80.00%

SENATE JOINT RESOLUTION 8207, Vote For 1		Early	Election	Total
Approved		3 100.00%	0 0.00%	3 100.00%
Rejected		0 0.00%	0 0.00%	0 0.00%
Cast Votes:		3 60.00%	0 0.00%	3 60.00%

FIRE DISTRICT No. 1, COMMISSIONER POSITION 1, TWO-YEAR UNEXPIRED TERM, Vote For 1		Early	Election	Total
DALE RUTAN		4 100.00%	0 0.00%	4 100.00%
Write-in (W)		0 0.00%	0 0.00%	0 0.00%
Cast Votes:		4 80.00%	0 0.00%	4 80.00%

FIRE DISTRICT No. 1, COMMISSIONER POSITION 2, Vote For 1		Early	Election	Total
ROY ANGEVINE		4 100.00%	0 0.00%	4 100.00%
Write-in (W)		0 0.00%	0 0.00%	0 0.00%
Cast Votes:		4 80.00%	0 0.00%	4 80.00%

FIRE DISTRICT No. 1, COMMISSIONER POSITION 3, FOUR YEAR UNEXPIRED TERM, Vote For 1		Early	Election	Total
DANNY WATTS		4 100.00%	0 0.00%	4 100.00%
Write-in (W)		0 0.00%	0 0.00%	0 0.00%
Cast Votes:		4 80.00%	0 0.00%	4 80.00%

HOSPITAL DISTRICT No. 1, COMMISSIONER POSITION 3, Vote For 1		Early	Election	Total
STAN OLSON		4 100.00%	0 0.00%	4 100.00%
Write-in (W)		0 0.00%	0 0.00%	0 0.00%
Cast Votes:		4 80.00%	0 0.00%	4 80.00%



200511290178  
 Skagit County Auditor

11/29/2005 Page 161 of 290 3:04PM

2005 General Election

Precinct Report — Official  
 OFFICIAL BALLOT — SKAGIT COUNTY, WASHINGTON — November 08, 2005

Page 125 of 253

11/29/2005 12:17 PM

Total Number of Voters : 38,599 of 60,859 = 63.42%

Precincts Reporting 116 of 116 = 100.00%

Party	Candidate	Early	Election	Total
-------	-----------	-------	----------	-------

Precinct 170 View Terrac (Ballots Cast: 5)

HOSPITAL DISTRICT No. 1, COMMISSIONER POSITION 5, Vote For 1

CLARK D. TODD	2	50.00%	0	0.00%	2	50.00%
MATTHEW HALLIDAY	2	50.00%	0	0.00%	2	50.00%
Write-in (W)	0	0.00%	0	0.00%	0	0.00%
Cast Votes:	4	80.00%	0	0.00%	4	80.00%

PORT OF SKAGIT, COMMISSIONER DISTRICT 2, Vote For 1

JERRY KAUFMAN	4	100.00%	0	0.00%	4	100.00%
Write-in (W)	0	0.00%	0	0.00%	0	0.00%
Cast Votes:	4	80.00%	0	0.00%	4	80.00%

MOUNT VERNON SCHOOL DISTRICT 320, DIRECTOR DISTRICT 4, Vote For 1

LUANNE GORDON BURKHART	4	100.00%	0	0.00%	4	100.00%
Write-in (W)	0	0.00%	0	0.00%	0	0.00%
Cast Votes:	4	80.00%	0	0.00%	4	80.00%

MOUNT VERNON SCHOOL DISTRICT 320, DIRECTOR DISTRICT 5, Vote For 1

DIANA LOPEZ	3	75.00%	0	0.00%	3	75.00%
CHARLES GUILDNER	1	25.00%	0	0.00%	1	25.00%
Write-in (W)	0	0.00%	0	0.00%	0	0.00%
Cast Votes:	4	80.00%	0	0.00%	4	80.00%

200511290178  
 Skagit County Auditor  
 11/29/2005 Page 162 of 290 3:04PM

2005 General Election

Precinct Report — Official  
OFFICIAL BALLOT — SKAGIT COUNTY, WASHINGTON — November 08, 2005

Total Number of Voters : 38,599 of 60,859 = 63.42%

Party	Candidate	Early	Election	Total
-------	-----------	-------	----------	-------

Precinct 171 Lk Cavngh (Ballots Cast: 121)

<b>INITIATIVE MEASURE 900, Vote For 1</b>						
Yes	88	73.95%	0	0.00%	88	73.95%
No	31	26.05%	0	0.00%	31	26.05%
Cast Votes:	119	98.35%	0	0.00%	119	98.35%
<b>INITIATIVE MEASURE 901, Vote For 1</b>						
Yes	73	60.83%	0	0.00%	73	60.83%
No	47	39.17%	0	0.00%	47	39.17%
Cast Votes:	120	99.17%	0	0.00%	120	99.17%
<b>INITIATIVE MEASURE 912, Vote For 1</b>						
Yes	76	63.33%	0	0.00%	76	63.33%
No	44	36.67%	0	0.00%	44	36.67%
Cast Votes:	120	99.17%	0	0.00%	120	99.17%
<b>INITIATIVE MEASURE 330, Vote For 1</b>						
Yes	65	55.08%	0	0.00%	65	55.08%
No	53	44.92%	0	0.00%	53	44.92%
Cast Votes:	118	97.52%	0	0.00%	118	97.52%
<b>INITIATIVE MEASURE 336, Vote For 1</b>						
Yes	46	38.33%	0	0.00%	46	38.33%
No	74	61.67%	0	0.00%	74	61.67%
Cast Votes:	120	99.17%	0	0.00%	120	99.17%
<b>SENATE JOINT RESOLUTION 8207, Vote For 1</b>						
Approved	76	71.03%	0	0.00%	76	71.03%
Rejected	31	28.97%	0	0.00%	31	28.97%
Cast Votes:	107	88.43%	0	0.00%	107	88.43%
<b>FIRE DISTRICT No. 7, COMMISSIONER POSITION 2, Vote For 1</b>						
JOHN C. ANDERSON	88	100.00%	0	0.00%	88	100.00%
Write-in (W)	0	0.00%	0	0.00%	0	0.00%
Cast Votes:	88	72.73%	0	0.00%	88	72.73%
<b>FIRE DISTRICT No. 15, COMMISSIONER POSITION 2, Vote For 1</b>						
THOMAS GRILLOT	0	0.00%	0	0.00%	0	0.00%
Write-in (W)	0	0.00%	0	0.00%	0	0.00%
Cast Votes:	0	0.00%	0	0.00%	0	0.00%
<b>HOSPITAL DISTRICT No. 1, COMMISSIONER POSITION 3, Vote For 1</b>						
STAN OLSON	73	100.00%	0	0.00%	73	100.00%
Write-in (W)	0	0.00%	0	0.00%	0	0.00%
Cast Votes:	73	60.33%	0	0.00%	73	60.33%

  
 200511290178  
 Skagit County Auditor  
 11/29/2005 Page 163 of 290 3:04PM

2005 General Election

Precinct Report — Official  
OFFICIAL BALLOT — SKAGIT COUNTY, WASHINGTON — November 08, 2005

Page 127 of 253

11/29/2005 12:17 PM

Total Number of Voters : 38,599 of 60,859 = 63.42%

Precincts Reporting 116 of 116 = 100.00%

Party	Candidate	Early	Election	Total
-------	-----------	-------	----------	-------

Precinct 171 Lk Cavngh (Ballots Cast: 121)

HOSPITAL DISTRICT No. 1, COMMISSIONER POSITION 5, Vote For 1

CLARK D. TODD	30	52.63%	0	0.00%	30	52.63%
MATTHEW HALLIDAY	27	47.37%	0	0.00%	27	47.37%
Write-in (W)	0	0.00%	0	0.00%	0	0.00%
<b>Cast Votes:</b>	<b>57</b>	<b>47.11%</b>	<b>0</b>	<b>0.00%</b>	<b>57</b>	<b>47.11%</b>

PORT OF SKAGIT, COMMISSIONER DISTRICT 2, Vote For 1

JERRY KAUFMAN	69	100.00%	0	0.00%	69	100.00%
Write-in (W)	0	0.00%	0	0.00%	0	0.00%
<b>Cast Votes:</b>	<b>69</b>	<b>57.02%</b>	<b>0</b>	<b>0.00%</b>	<b>69</b>	<b>57.02%</b>

SEDRO-WOOLLEY SCHOOL DISTRICT 101, DIRECTOR DISTRICT 1, Vote For 1


JIM KALLIO	71	100.00%	0	0.00%	71	100.00%
Write-in (W)	0	0.00%	0	0.00%	0	0.00%
<b>Cast Votes:</b>	<b>71</b>	<b>58.68%</b>	<b>0</b>	<b>0.00%</b>	<b>71</b>	<b>58.68%</b>

SEDRO-WOOLLEY SCHOOL DISTRICT 101, DIRECTOR DISTRICT 4, Vote For 1

DAVID L. CARROLL	72	100.00%	0	0.00%	72	100.00%
Write-in (W)	0	0.00%	0	0.00%	0	0.00%
<b>Cast Votes:</b>	<b>72</b>	<b>59.50%</b>	<b>0</b>	<b>0.00%</b>	<b>72</b>	<b>59.50%</b>

SEDRO-WOOLLEY SCHOOL DISTRICT 101, DIRECTOR DISTRICT 5, Vote For 1

MIKE JANICKI	75	100.00%	0	0.00%	75	100.00%
Write-in (W)	0	0.00%	0	0.00%	0	0.00%
<b>Cast Votes:</b>	<b>75</b>	<b>61.98%</b>	<b>0</b>	<b>0.00%</b>	<b>75</b>	<b>61.98%</b>

  
 200511290178  
 Skagit County Auditor  
 11/29/2005 Page 164 of 290 3:04PM



2005 General Election


Precinct Report — Official  
 OFFICIAL BALLOT — SKAGIT COUNTY, WASHINGTON — November 08, 2005

Total Number of Voters : 38,599 of 60,859 = 63.42%

Party	Candidate	Early	Election	Total
-------	-----------	-------	----------	-------

Precinct 172 Ltle Mntn (Ballots Cast: 201)

<b>INITIATIVE MEASURE 900, Vote For 1</b>					
Yes		102	52.58%	0 0.00%	102 52.58%
No		92	47.42%	0 0.00%	92 47.42%
Cast Votes:		194	96.52%	0 0.00%	194 96.52%
<b>INITIATIVE MEASURE 901, Vote For 1</b>					
Yes		129	65.15%	0 0.00%	129 65.15%
No		69	34.85%	0 0.00%	69 34.85%
Cast Votes:		198	98.51%	0 0.00%	198 98.51%
<b>INITIATIVE MEASURE 912, Vote For 1</b>					
Yes		90	45.45%	0 0.00%	90 45.45%
No		108	54.55%	0 0.00%	108 54.55%
Cast Votes:		198	98.51%	0 0.00%	198 98.51%
<b>INITIATIVE MEASURE 330, Vote For 1</b>					
Yes		116	59.18%	0 0.00%	116 59.18%
No		80	40.82%	0 0.00%	80 40.82%
Cast Votes:		196	97.51%	0 0.00%	196 97.51%
<b>INITIATIVE MEASURE 336, Vote For 1</b>					
Yes		41	21.03%	0 0.00%	41 21.03%
No		154	78.97%	0 0.00%	154 78.97%
Cast Votes:		195	97.01%	0 0.00%	195 97.01%
<b>SENATE JOINT RESOLUTION 8207, Vote For 1</b>					
Approved		109	61.93%	0 0.00%	109 61.93%
Rejected		67	38.07%	0 0.00%	67 38.07%
Cast Votes:		176	87.56%	0 0.00%	176 87.56%
<b>FIRE DISTRICT No. 1, COMMISSIONER POSITION 1, TWO-YEAR UNEXPIRED TERM, Vote For 1</b>					
DALE RUTAN		0	0.00%	0 0.00%	0 0.00%
Write-in (W)		0	0.00%	0 0.00%	0 0.00%
Cast Votes:		0	0.00%	0 0.00%	0 0.00%
<b>FIRE DISTRICT No. 1, COMMISSIONER POSITION 2, Vote For 1</b>					
ROY ANGEVINE		0	0.00%	0 0.00%	0 0.00%
Write-in (W)		0	0.00%	0 0.00%	0 0.00%
Cast Votes:		0	0.00%	0 0.00%	0 0.00%
<b>FIRE DISTRICT No. 1, COMMISSIONER POSITION 3, FOUR YEAR UNEXPIRED TERM, Vote For 1</b>					
DANNY WATTS		0	0.00%	0 0.00%	0 0.00%
Write-in (W)		0	0.00%	0 0.00%	0 0.00%
Cast Votes:		0	0.00%	0 0.00%	0 0.00%
<b>FIRE DISTRICT No. 3, COMMISSIONER POSITION 1, TWO-YEAR UNEXPIRED TERM, Vote For 1</b>					
DAN C. SNEVA		134	100.00%	0 0.00%	134 100.00%
Write-in (W)		0	0.00%	0 0.00%	0 0.00%
Cast Votes:		134	77.91%	0 0.00%	134 77.91%

  
 200511290178  
 Skagit County Auditor  
 11/29/2005 Page 165 of 290 3:04PM

2005 General Election

Precinct Report — Official  
OFFICIAL BALLOT — SKAGIT COUNTY, WASHINGTON — November 08, 2005

Page 129 of 253

11/29/2005 12:17 PM

Precincts Reporting 116 of 116 = 100.00%

Total Number of Voters : 38,599 of 60,859 = 63.42%

Party	Candidate	Early	Election	Total
-------	-----------	-------	----------	-------

Precinct 172 Ltle Mntn (Ballots Cast: 201)

FIRE DISTRICT No. 3, COMMISSIONER POSITION 2, Vote For 1

EDWARD KEMPER	41	43.16%	0	0.00%	41	43.16%
KARL STADLER	54	56.84%	0	0.00%	54	56.84%
Write-in (W)	0	0.00%	0	0.00%	0	0.00%
<b>Cast Votes:</b>	<b>95</b>	<b>55.23%</b>	<b>0</b>	<b>0.00%</b>	<b>95</b>	<b>55.23%</b>

FIRE DISTRICT No. 9, COMMISSIONER POSITION 2, Vote For 1

D. BRUCE THOMSON	16	100.00%	0	0.00%	16	100.00%
Write-in (W)	0	0.00%	0	0.00%	0	0.00%
<b>Cast Votes:</b>	<b>16</b>	<b>59.26%</b>	<b>0</b>	<b>0.00%</b>	<b>16</b>	<b>59.26%</b>

HOSPITAL DISTRICT No. 1, COMMISSIONER POSITION 3, Vote For 1

STAN OLSON	139	100.00%	0	0.00%	139	100.00%
Write-in (W)	0	0.00%	0	0.00%	0	0.00%
<b>Cast Votes:</b>	<b>139</b>	<b>69.15%</b>	<b>0</b>	<b>0.00%</b>	<b>139</b>	<b>69.15%</b>

HOSPITAL DISTRICT No. 1, COMMISSIONER POSITION 5, Vote For 1

CLARK D. TODD	89	67.42%	0	0.00%	89	67.42%
MATTHEW HALLIDAY	43	32.58%	0	0.00%	43	32.58%
Write-in (W)	0	0.00%	0	0.00%	0	0.00%
<b>Cast Votes:</b>	<b>132</b>	<b>65.67%</b>	<b>0</b>	<b>0.00%</b>	<b>132</b>	<b>65.67%</b>

PORT OF SKAGIT, COMMISSIONER DISTRICT 2, Vote For 1

JERRY KAUFMAN	141	100.00%	0	0.00%	141	100.00%
Write-in (W)	0	0.00%	0	0.00%	0	0.00%
<b>Cast Votes:</b>	<b>141</b>	<b>70.15%</b>	<b>0</b>	<b>0.00%</b>	<b>141</b>	<b>70.15%</b>

CONWAY SCHOOL DISTRICT 317, DIRECTOR, POSITION 2, SHORT/FULL TERM, Vote For 1

RON HOUSH	83	100.00%	0	0.00%	83	100.00%
Write-in (W)	0	0.00%	0	0.00%	0	0.00%
<b>Cast Votes:</b>	<b>83</b>	<b>76.85%</b>	<b>0</b>	<b>0.00%</b>	<b>83</b>	<b>76.85%</b>

CONWAY SCHOOL DISTRICT 317, DIRECTOR, POSITION 3, Vote For 1


DIANE ROBERTSON	87	100.00%	0	0.00%	87	100.00%
Write-in (W)	0	0.00%	0	0.00%	0	0.00%
<b>Cast Votes:</b>	<b>87</b>	<b>80.56%</b>	<b>0</b>	<b>0.00%</b>	<b>87</b>	<b>80.56%</b>

MOUNT VERNON SCHOOL DISTRICT 320, DIRECTOR DISTRICT 4, Vote For 1

LUANNE GORDON BURKHART	55	100.00%	0	0.00%	55	100.00%
Write-in (W)	0	0.00%	0	0.00%	0	0.00%
<b>Cast Votes:</b>	<b>55</b>	<b>59.14%</b>	<b>0</b>	<b>0.00%</b>	<b>55</b>	<b>59.14%</b>

MOUNT VERNON SCHOOL DISTRICT 320, DIRECTOR DISTRICT 5, Vote For 1

DIANA LOPEZ	23	32.39%	0	0.00%	23	32.39%
CHARLES GUILDNER	48	67.61%	0	0.00%	48	67.61%
Write-in (W)	0	0.00%	0	0.00%	0	0.00%
<b>Cast Votes:</b>	<b>71</b>	<b>76.34%</b>	<b>0</b>	<b>0.00%</b>	<b>71</b>	<b>76.34%</b>

  
 200511290178  
 Skagit County Auditor  
 11/29/2005 Page 166 of 290 3:04PM

2005 General Election

Precinct Report — Official  
 OFFICIAL BALLOT — SKAGIT COUNTY, WASHINGTON — November 08, 2005

Page 130 of 253

11/29/2005 12:17 PM

Total Number of Voters : 38,599 of 60,859 = 63.42%

Precincts Reporting 116 of 116 = 100.00%

Party	Candidate	Early	Election	Total
-------	-----------	-------	----------	-------

Precinct 173 Riverbend (Ballots Cast: 24)

INITIATIVE MEASURE 900, Vote For 1		Early	Election	Total
Yes		13 54.17%	0 0.00%	13 54.17%
No		11 45.83%	0 0.00%	11 45.83%
Cast Votes:		24 100.00%	0 0.00%	24 100.00%

INITIATIVE MEASURE 901, Vote For 1		Early	Election	Total
Yes		13 54.17%	0 0.00%	13 54.17%
No		11 45.83%	0 0.00%	11 45.83%
Cast Votes:		24 100.00%	0 0.00%	24 100.00%

INITIATIVE MEASURE 912, Vote For 1		Early	Election	Total
Yes		16 69.57%	0 0.00%	16 69.57%
No		7 30.43%	0 0.00%	7 30.43%
Cast Votes:		23 95.83%	0 0.00%	23 95.83%

INITIATIVE MEASURE 330, Vote For 1		Early	Election	Total
Yes		11 45.83%	0 0.00%	11 45.83%
No		13 54.17%	0 0.00%	13 54.17%
Cast Votes:		24 100.00%	0 0.00%	24 100.00%

INITIATIVE MEASURE 336, Vote For 1		Early	Election	Total
Yes		11 47.83%	0 0.00%	11 47.83%
No		12 52.17%	0 0.00%	12 52.17%
Cast Votes:		23 95.83%	0 0.00%	23 95.83%

SENATE JOINT RESOLUTION 8207, Vote For 1		Early	Election	Total
Approved		13 59.09%	0 0.00%	13 59.09%
Rejected		9 40.91%	0 0.00%	9 40.91%
Cast Votes:		22 91.67%	0 0.00%	22 91.67%

FIRE DISTRICT No. 1, COMMISSIONER POSITION 1, TWO-YEAR UNEXPIRED TERM, Vote For 1		Early	Election	Total
DALE RUTAN		18 100.00%	0 0.00%	18 100.00%
Write-in (W)		0 0.00%	0 0.00%	0 0.00%
Cast Votes:		18 75.00%	0 0.00%	18 75.00%

FIRE DISTRICT No. 1, COMMISSIONER POSITION 2, Vote For 1		Early	Election	Total
ROY ANGEVINE		17 100.00%	0 0.00%	17 100.00%
Write-in (W)		0 0.00%	0 0.00%	0 0.00%
Cast Votes:		17 70.83%	0 0.00%	17 70.83%

FIRE DISTRICT No. 1, COMMISSIONER POSITION 3, FOUR YEAR UNEXPIRED TERM, Vote For 1		Early	Election	Total
DANNY WATTS		18 100.00%	0 0.00%	18 100.00%
Write-in (W)		0 0.00%	0 0.00%	0 0.00%
Cast Votes:		18 75.00%	0 0.00%	18 75.00%

HOSPITAL DISTRICT No. 1, COMMISSIONER POSITION 3, Vote For 1		Early	Election	Total
STAN OLSON		18 100.00%	0 0.00%	18 100.00%
Write-in (W)		0 0.00%	0 0.00%	0 0.00%
Cast Votes:		18 75.00%	0 0.00%	18 75.00%



200511290178  
 Skagit County Auditor

11/29/2005 Page 167 of 290 3:04PM

2005 General Election

Precinct Report — Official  
 OFFICIAL BALLOT — SKAGIT COUNTY, WASHINGTON — November 08, 2005

Page 131 of 253

11/29/2005 12:17 PM

Total Number of Voters : 38,599 of 60,859 = 63.42%

Precincts Reporting 116 of 116 = 100.00%

Party	Candidate	Early	Election	Total
-------	-----------	-------	----------	-------

Precinct 173 Riverbend (Ballots Cast: 24)

HOSPITAL DISTRICT No. 1, COMMISSIONER POSITION 5, Vote For 1

CLARK D. TODD	8	47.06%	0	0.00%	8	47.06%
MATTHEW HALLIDAY	9	52.94%	0	0.00%	9	52.94%
Write-in (W)	0	0.00%	0	0.00%	0	0.00%
Cast Votes:	17	70.83%	0	0.00%	17	70.83%

PORT OF SKAGIT, COMMISSIONER DISTRICT 2, Vote For 1

JERRY KAUFMAN	19	100.00%	0	0.00%	19	100.00%
Write-in (W)	0	0.00%	0	0.00%	0	0.00%
Cast Votes:	19	79.17%	0	0.00%	19	79.17%

MOUNT VERNON SCHOOL DISTRICT 320, DIRECTOR DISTRICT 4, Vote For 1

LUANNE GORDON BURKHART	16	100.00%	0	0.00%	16	100.00%
Write-in (W)	0	0.00%	0	0.00%	0	0.00%
Cast Votes:	16	66.67%	0	0.00%	16	66.67%

MOUNT VERNON SCHOOL DISTRICT 320, DIRECTOR DISTRICT 5, Vote For 1

DIANA LOPEZ	9	45.00%	0	0.00%	9	45.00%
CHARLES GUILDNER	11	55.00%	0	0.00%	11	55.00%
Write-in (W)	0	0.00%	0	0.00%	0	0.00%
Cast Votes:	20	83.33%	0	0.00%	20	83.33%



200511290178

Skagit County Auditor

11/29/2005 Page 168 of 290 3:04PM

2005 General Election

Precinct Report — Official  
 OFFICIAL BALLOT — SKAGIT COUNTY, WASHINGTON — November 08, 2005

Page 132 of 253

11/29/2005 12:17 PM

Total Number of Voters : 38,599 of 60,859 = 63.42%

Precincts Reporting 116 of 116 = 100.00%

Party	Candidate	Early	Election	Total
<b>Precinct 174 Padilla (Ballots Cast: 108)</b>				
<b>INITIATIVE MEASURE 900, Vote For 1</b>				
	Yes	59 55.66%	0 0.00%	59 55.66%
	No	47 44.34%	0 0.00%	47 44.34%
	Cast Votes:	106 98.15%	0 0.00%	106 98.15%
<b>INITIATIVE MEASURE 901, Vote For 1</b>				
	Yes	73 67.59%	0 0.00%	73 67.59%
	No	35 32.41%	0 0.00%	35 32.41%
	Cast Votes:	108 100.00%	0 0.00%	108 100.00%
<b>INITIATIVE MEASURE 912, Vote For 1</b>				
	Yes	59 55.66%	0 0.00%	59 55.66%
	No	47 44.34%	0 0.00%	47 44.34%
	Cast Votes:	106 98.15%	0 0.00%	106 98.15%
<b>INITIATIVE MEASURE 330, Vote For 1</b>				
	Yes	55 50.93%	0 0.00%	55 50.93%
	No	53 49.07%	0 0.00%	53 49.07%
	Cast Votes:	108 100.00%	0 0.00%	108 100.00%
<b>INITIATIVE MEASURE 336, Vote For 1</b>				
	Yes	36 33.64%	0 0.00%	36 33.64%
	No	71 66.36%	0 0.00%	71 66.36%
	Cast Votes:	107 99.07%	0 0.00%	107 99.07%
<b>SENATE JOINT RESOLUTION 8207, Vote For 1</b>				
	Approved	74 73.27%	0 0.00%	74 73.27%
	Rejected	27 26.73%	0 0.00%	27 26.73%
	Cast Votes:	101 93.52%	0 0.00%	101 93.52%
<b>FIRE DISTRICT No. 12, COMMISSIONER POSITION 2, Vote For 1</b>				
	DENNIS E. O'HERN	79 100.00%	0 0.00%	79 100.00%
	Write-in (W)	0 0.00%	0 0.00%	0 0.00%
	Cast Votes:	79 76.70%	0 0.00%	79 76.70%
<b>FIRE DISTRICT No. 13, COMMISSIONER POSITION 2, Vote For 1</b>				
	WOOD WEISS	0 0.00%	0 0.00%	0 0.00%
	CHARLES (CHUCK) HEDLUND	2 100.00%	0 0.00%	2 100.00%
	Write-in (W)	0 0.00%	0 0.00%	0 0.00%
	Cast Votes:	2 40.00%	0 0.00%	2 40.00%
<b>HOSPITAL DISTRICT No. 304, COMMISSIONER POSITION 2, Vote For 1</b>				
	CHUCK RUHL	54 100.00%	0 0.00%	54 100.00%
	Write-in (W)	0 0.00%	0 0.00%	0 0.00%
	Cast Votes:	54 70.13%	0 0.00%	54 70.13%

200511290178  
 Skagit County Auditor  
 11/29/2005 Page 169 of 290 3:04PM

2005 General Election

Precinct Report — Official  
OFFICIAL BALLOT — SKAGIT COUNTY, WASHINGTON — November 08, 2005

Page 133 of 253

11/29/2005 12:17 PM

Total Number of Voters : 38,599 of 60,859 = 63.42%

Precincts Reporting 116 of 116 = 100.00%

Party	Candidate	Early	Election	Total
<b>Precinct 174 Padilla (Ballots Cast: 108)</b>				
<b>HOSPITAL DISTRICT No. 304, COMMISSIONER POSITION 4, Vote For 1</b>				
	DANIEL H. GARCIA	52 100.00%	0 0.00%	52 100.00%
	Write-in (W)	0 0.00%	0 0.00%	0 0.00%
	Cast Votes:	52 67.53%	0 0.00%	52 67.53%
<b>HOSPITAL DISTRICT No. 304, COMMISSIONER POSITION 5, TWO YEAR UNEXPIRED TERM, Vote For 1</b>				
	ROBERT M. STANLEY	51 100.00%	0 0.00%	51 100.00%
	Write-in (W)	0 0.00%	0 0.00%	0 0.00%
	Cast Votes:	51 66.23%	0 0.00%	51 66.23%
<b>PORT OF ANACORTES, COMMISSIONER DISTRICT 1, Vote For 1</b>				
	RAY NIVER	47 60.26%	0 0.00%	47 60.26%
	Write-in (W)	0 0.00%	0 0.00%	0 0.00%
	Anni Brogan (W)	31 39.74%	0 0.00%	31 39.74%
	Cast Votes:	78 72.22%	0 0.00%	78 72.22%
<b>PORT OF ANACORTES, COMMISSIONER DISTRICT 2, Vote For 1</b>				
	BILL SHORT	56 70.00%	0 0.00%	56 70.00%
	JAMES TAYLOR	24 30.00%	0 0.00%	24 30.00%
	Write-in (W)	0 0.00%	0 0.00%	0 0.00%
	Cast Votes:	80 74.07%	0 0.00%	80 74.07%
<b>PORT OF ANACORTES, COMMISSIONER DISTRICT 4, TWO YEAR UNEXPIRED TERM, Vote For 1</b>				
	PAT D. MOONEY	62 74.70%	0 0.00%	62 74.70%
	BRIAN R. WETCHER	21 25.30%	0 0.00%	21 25.30%
	Write-in (W)	0 0.00%	0 0.00%	0 0.00%
	Cast Votes:	83 76.85%	0 0.00%	83 76.85%
<b>PORT OF ANACORTES, COMMISSIONER DISTRICT 5, Vote For 1</b>				
	BARBARA D. STEPHAN	49 62.82%	0 0.00%	49 62.82%
	KEITH RUBIN	29 37.18%	0 0.00%	29 37.18%
	Write-in (W)	0 0.00%	0 0.00%	0 0.00%
	Cast Votes:	78 72.22%	0 0.00%	78 72.22%
<b>BURLINGTON-EDISON SCHOOL DISTRICT 100, DIRECTOR DISTRICT 2, Vote For 1</b>				
	MIKE DYNES	55 67.90%	0 0.00%	55 67.90%
	GERALDINE (GERI) HOFER	26 32.10%	0 0.00%	26 32.10%
	Write-in (W)	0 0.00%	0 0.00%	0 0.00%
	Cast Votes:	81 81.00%	0 0.00%	81 81.00%
<b>BURLINGTON-EDISON SCHOOL DISTRICT 100, DIRECTOR DISTRICT 5, Vote For 1</b>				
	DICK SPINK	76 100.00%	0 0.00%	76 100.00%
	Write-in (W)	0 0.00%	0 0.00%	0 0.00%
	Cast Votes:	76 76.00%	0 0.00%	76 76.00%
<b>LA CONNER SCHOOL DISTRICT 311, DIRECTOR DISTRICT 3, Vote For 1</b>				
	WENDY POULTON	5 100.00%	0 0.00%	5 100.00%
	Write-in (W)	0 0.00%	0 0.00%	0 0.00%
	Cast Votes:	5 62.50%	0 0.00%	5 62.50%



200511290178  
Skagit County Auditor

11/29/2005 Page 170 of 290 3:04PM

2005 General Election

Precinct Report — Official  
 OFFICIAL BALLOT — SKAGIT COUNTY, WASHINGTON — November 08, 2005

Page 134 of 253

11/29/2005 12:17 PM

Total Number of Voters : 38,599 of 60,859 = 63.42%

Precincts Reporting 116 of 116 = 100.00%

Party	Candidate	Early	Election	Total
-------	-----------	-------	----------	-------

Precinct 174 Padilla (Ballots Cast: 108)

LA CONNER SCHOOL DISTRICT 311, DIRECTOR DISTRICT 5, Vote For 1

DAVID B. HEDLIN	5	100.00%	0	0.00%	5	100.00%
Write-in (W)	0	0.00%	0	0.00%	0	0.00%
Cast Votes:	5	62.50%	0	0.00%	5	62.50%



200511290178  
 Skagit County Auditor

11/29/2005 Page 171 of 290 3:04PM

2005 General Election

Precinct Report — Official  
OFFICIAL BALLOT — SKAGIT COUNTY, WASHINGTON — November 08, 2005


Page 135 of 253

11/29/2005 12:17 PM

Total Number of Voters : 38,599 of 60,859 = 63.42%

Precincts Reporting 116 of 116 = 100.00%

Party	Candidate	Early	Election	Total
<b>Precinct 176 Fredonia (Ballots Cast: 85)</b>				
<b>INITIATIVE MEASURE 900, Vote For 1</b>				
	Yes	45 52.94%	0 0.00%	45 52.94%
	No	40 47.06%	0 0.00%	40 47.06%
	<b>Cast Votes:</b>	<b>85 100.00%</b>	<b>0 0.00%</b>	<b>85 100.00%</b>
<b>INITIATIVE MEASURE 901, Vote For 1</b>				
	Yes	53 63.10%	0 0.00%	53 63.10%
	No	31 36.90%	0 0.00%	31 36.90%
	<b>Cast Votes:</b>	<b>84 98.82%</b>	<b>0 0.00%</b>	<b>84 98.82%</b>
<b>INITIATIVE MEASURE 912, Vote For 1</b>				
	Yes	45 52.94%	0 0.00%	45 52.94%
	No	40 47.06%	0 0.00%	40 47.06%
	<b>Cast Votes:</b>	<b>85 100.00%</b>	<b>0 0.00%</b>	<b>85 100.00%</b>
<b>INITIATIVE MEASURE 330, Vote For 1</b>				
	Yes	37 44.05%	0 0.00%	37 44.05%
	No	47 55.95%	0 0.00%	47 55.95%
	<b>Cast Votes:</b>	<b>84 98.82%</b>	<b>0 0.00%</b>	<b>84 98.82%</b>
<b>INITIATIVE MEASURE 336, Vote For 1</b>				
	Yes	27 33.33%	0 0.00%	27 33.33%
	No	54 66.67%	0 0.00%	54 66.67%
	<b>Cast Votes:</b>	<b>81 95.29%</b>	<b>0 0.00%</b>	<b>81 95.29%</b>
<b>SENATE JOINT RESOLUTION 8207, Vote For 1</b>				
	Approved	50 65.79%	0 0.00%	50 65.79%
	Rejected	26 34.21%	0 0.00%	26 34.21%
	<b>Cast Votes:</b>	<b>76 89.41%</b>	<b>0 0.00%</b>	<b>76 89.41%</b>
<b>CEMETERY DISTRICT No. 1 COMMISSIONER, Vote For 1</b>				
	DAVID DENTON	11 100.00%	0 0.00%	11 100.00%
	Write-in (W)	0 0.00%	0 0.00%	0 0.00%
	<b>Cast Votes:</b>	<b>11 78.57%</b>	<b>0 0.00%</b>	<b>11 78.57%</b>
<b>FIRE DISTRICT No. 2, COMMISSIONER POSITION 2, Vote For 1</b>				
	MICHAEL L. MADLUNG	62 100.00%	0 0.00%	62 100.00%
	Write-in (W)	0 0.00%	0 0.00%	0 0.00%
	<b>Cast Votes:</b>	<b>62 72.94%</b>	<b>0 0.00%</b>	<b>62 72.94%</b>
<b>HOSPITAL DISTRICT No. 304, COMMISSIONER POSITION 2, Vote For 1</b>				
	CHUCK RUHL	35 100.00%	0 0.00%	35 100.00%
	Write-in (W)	0 0.00%	0 0.00%	0 0.00%
	<b>Cast Votes:</b>	<b>35 66.04%</b>	<b>0 0.00%</b>	<b>35 66.04%</b>
<b>HOSPITAL DISTRICT No. 304, COMMISSIONER POSITION 4, Vote For 1</b>				
	DANIEL H. GARCIA	34 100.00%	0 0.00%	34 100.00%
	Write-in (W)	0 0.00%	0 0.00%	0 0.00%
	<b>Cast Votes:</b>	<b>34 64.15%</b>	<b>0 0.00%</b>	<b>34 64.15%</b>


 200511290178  
 Skagit County Auditor  
 11/29/2005 Page 172 of 290 3:04PM



2005 General Election

Precinct Report — Official  
OFFICIAL BALLOT — SKAGIT COUNTY, WASHINGTON — November 08, 2005

Page 136 of 253

11/29/2005 12:17 PM

Precincts Reporting 116 of 116 = 100.00%

Total Number of Voters : 38,599 of 60,859 = 63.42%

Party	Candidate	Early	Election	Total
<b>Precinct 176 Fredonia (Ballots Cast: 85)</b>				
<b>HOSPITAL DISTRICT No. 304, COMMISSIONER POSITION 5, TWO YEAR UNEXPIRED TERM, Vote For 1</b>				
	ROBERT M. STANLEY	35 100.00%	0 0.00%	35 100.00%
	Write-in (W)	0 0.00%	0 0.00%	0 0.00%
	Cast Votes:	35 66.04%	0 0.00%	35 66.04%
<b>PORT OF ANACORTES, COMMISSIONER DISTRICT 1, Vote For 1</b>				
	RAY NIVER	7 58.33%	0 0.00%	7 58.33%
	Write-in (W)	0 0.00%	0 0.00%	0 0.00%
	Anni Brogan (W)	5 41.67%	0 0.00%	5 41.67%
	Cast Votes:	12 66.67%	0 0.00%	12 66.67%
<b>PORT OF ANACORTES, COMMISSIONER DISTRICT 2, Vote For 1</b>				
	BILL SHORT	8 72.73%	0 0.00%	8 72.73%
	JAMES TAYLOR	3 27.27%	0 0.00%	3 27.27%
	Write-in (W)	0 0.00%	0 0.00%	0 0.00%
	Cast Votes:	11 61.11%	0 0.00%	11 61.11%
<b>PORT OF ANACORTES, COMMISSIONER DISTRICT 4, TWO YEAR UNEXPIRED TERM, Vote For 1</b>				
	PAT D. MOONEY	8 66.67%	0 0.00%	8 66.67%
	BRIAN R. WETCHER	4 33.33%	0 0.00%	4 33.33%
	Write-in (W)	0 0.00%	0 0.00%	0 0.00%
	Cast Votes:	12 66.67%	0 0.00%	12 66.67%
<b>PORT OF ANACORTES, COMMISSIONER DISTRICT 5, Vote For 1</b>				
	BARBARA D. STEPHAN	1 10.00%	0 0.00%	1 10.00%
	KEITH RUBIN	9 90.00%	0 0.00%	9 90.00%
	Write-in (W)	0 0.00%	0 0.00%	0 0.00%
	Cast Votes:	10 55.56%	0 0.00%	10 55.56%
<b>PORT OF SKAGIT, COMMISSIONER DISTRICT 2, Vote For 1</b>				
	JERRY KAUFMAN	51 100.00%	0 0.00%	51 100.00%
	Write-in (W)	0 0.00%	0 0.00%	0 0.00%
	Cast Votes:	51 76.12%	0 0.00%	51 76.12%
<b>MOUNT VERNON SCHOOL DISTRICT 320, DIRECTOR DISTRICT 4, Vote For 1</b>				
	LUANNE GORDON BURKHART	57 100.00%	0 0.00%	57 100.00%
	Write-in (W)	0 0.00%	0 0.00%	0 0.00%
	Cast Votes:	57 67.06%	0 0.00%	57 67.06%
<b>MOUNT VERNON SCHOOL DISTRICT 320, DIRECTOR DISTRICT 5, Vote For 1</b>				
	DIANA LOPEZ	20 31.25%	0 0.00%	20 31.25%
	CHARLES GUILDNER	44 68.75%	0 0.00%	44 68.75%
	Write-in (W)	0 0.00%	0 0.00%	0 0.00%
	Cast Votes:	64 75.29%	0 0.00%	64 75.29%



200511290178  
Skagit County Auditor  
11/29/2005 Page 173 of 290 3:04PM

2005 General Election

Precinct Report — Official  
OFFICIAL BALLOT — SKAGIT COUNTY, WASHINGTON — November 08, 2005

Page 137 of 253

11/29/2005 12:17 PM


Precincts Reporting 116 of 116 = 100.00%

Total Number of Voters : 38,599 of 60,859 = 63.42%

Party	Candidate	Early	Election	Total
-------	-----------	-------	----------	-------

Precinct 201 Ana 1 (Ballots Cast: 368)

<b>INITIATIVE MEASURE 900, Vote For 1</b>					
Yes		171	49.42%	0 0.00%	171 49.42%
No		175	50.58%	0 0.00%	175 50.58%
Cast Votes:		346	94.02%	0 0.00%	346 94.02%
<b>INITIATIVE MEASURE 901, Vote For 1</b>					
Yes		201	55.83%	0 0.00%	201 55.83%
No		159	44.17%	0 0.00%	159 44.17%
Cast Votes:		360	97.83%	0 0.00%	360 97.83%
<b>INITIATIVE MEASURE 912, Vote For 1</b>					
Yes		155	43.30%	0 0.00%	155 43.30%
No		203	56.70%	0 0.00%	203 56.70%
Cast Votes:		358	97.28%	0 0.00%	358 97.28%
<b>INITIATIVE MEASURE 330, Vote For 1</b>					
Yes		160	44.94%	0 0.00%	160 44.94%
No		196	55.06%	0 0.00%	196 55.06%
Cast Votes:		356	96.74%	0 0.00%	356 96.74%
<b>INITIATIVE MEASURE 336, Vote For 1</b>					
Yes		140	38.78%	0 0.00%	140 38.78%
No		221	61.22%	0 0.00%	221 61.22%
Cast Votes:		361	98.10%	0 0.00%	361 98.10%
<b>SENATE JOINT RESOLUTION 8207, Vote For 1</b>					
Approved		210	66.88%	0 0.00%	210 66.88%
Rejected		104	33.12%	0 0.00%	104 33.12%
Cast Votes:		314	85.33%	0 0.00%	314 85.33%
<b>CITY OF ANACORTES MAYOR, Vote For 1</b>					
H. DEAN MAXWELL		230	64.97%	0 0.00%	230 64.97%
KEVIN MCKEOWN		124	35.03%	0 0.00%	124 35.03%
Write-in (W)		0	0.00%	0 0.00%	0 0.00%
Cast Votes:		354	96.20%	0 0.00%	354 96.20%
<b>CITY OF ANACORTES , COUNCIL AT LARGE POSITION 4, Vote For 1</b>					
BRIAN E. GEER		141	44.90%	0 0.00%	141 44.90%
HAROLD "BUD" ROCK		173	55.10%	0 0.00%	173 55.10%
Write-in (W)		0	0.00%	0 0.00%	0 0.00%
Cast Votes:		314	85.33%	0 0.00%	314 85.33%
<b>CITY OF ANACORTES , COUNCIL AT LARGE POSITION 5, Vote For 1</b>					
CYNTHIA RICHARDSON		273	100.00%	0 0.00%	273 100.00%
Write-in (W)		0	0.00%	0 0.00%	0 0.00%
Cast Votes:		273	74.18%	0 0.00%	273 74.18%



11/29/2005 Page 174 of 290 3:04PM

Total Number of Voters : 38,599 of 60,859 = 63.42%

Party	Candidate	Early	Election	Total
<b>Precinct 201 Ana 1 (Ballots Cast: 368)</b>				
<b>CITY OF ANACORTES , COUNCIL AT LARGE POSITION 6, Vote For 1</b>				
	BILL TURNER	202 68.71%	0 0.00%	202 68.71%
	MARILYN OSHIRO	92 31.29%	0 0.00%	92 31.29%
	Write-in (W)	0 0.00%	0 0.00%	0 0.00%
	<b>Cast Votes:</b>	<b>294 79.89%</b>	<b>0 0.00%</b>	<b>294 79.89%</b>
<b>CITY OF ANACORTES , COUNCIL AT LARGE POSITION 7, Vote For 1</b>				
	BOB LINDER	93 30.10%	0 0.00%	93 30.10%
	ERICA PICKETT	216 69.90%	0 0.00%	216 69.90%
	Write-in (W)	0 0.00%	0 0.00%	0 0.00%
	<b>Cast Votes:</b>	<b>309 83.97%</b>	<b>0 0.00%</b>	<b>309 83.97%</b>
<b>FIDALGO POOL AND FITNESS CENTER DISTRICT, COMMISSIONER POSITION 3, Vote For 1</b>				
	KATHRYN ESPINOZA	120 51.72%	0 0.00%	120 51.72%
	PAMELA R. LAMBETH	112 48.28%	0 0.00%	112 48.28%
	Write-in (W)	0 0.00%	0 0.00%	0 0.00%
	<b>Cast Votes:</b>	<b>232 63.04%</b>	<b>0 0.00%</b>	<b>232 63.04%</b>
<b>FIDALGO POOL AND FITNESS CENTER DISTRICT, COMMISSIONER POSITION 5, Vote For 1</b>				
	ANDREW OLSON	132 56.41%	0 0.00%	132 56.41%
	ROSEMARY YOUNG NELSON	102 43.59%	0 0.00%	102 43.59%
	Write-in (W)	0 0.00%	0 0.00%	0 0.00%
	<b>Cast Votes:</b>	<b>234 63.59%</b>	<b>0 0.00%</b>	<b>234 63.59%</b>
<b>HOSPITAL DISTRICT No. 2, COMMISSIONER POSITION 1, Vote For 1</b>				
	JAN M. IVERSEN	176 58.47%	0 0.00%	176 58.47%
	BOYD VEER	125 41.53%	0 0.00%	125 41.53%
	Write-in (W)	0 0.00%	0 0.00%	0 0.00%
	<b>Cast Votes:</b>	<b>301 81.79%</b>	<b>0 0.00%</b>	<b>301 81.79%</b>
<b>PORT OF ANACORTES, COMMISSIONER DISTRICT 1, Vote For 1</b>				
	RAY NIVER	160 55.36%	0 0.00%	160 55.36%
	Write-in (W)	0 0.00%	0 0.00%	0 0.00%
	Anni Brogan (W)	129 44.64%	0 0.00%	129 44.64%
	<b>Cast Votes:</b>	<b>289 78.53%</b>	<b>0 0.00%</b>	<b>289 78.53%</b>
<b>PORT OF ANACORTES, COMMISSIONER DISTRICT 2, Vote For 1</b>				
	BILL SHORT	156 49.52%	0 0.00%	156 49.52%
	JAMES TAYLOR	159 50.48%	0 0.00%	159 50.48%
	Write-in (W)	0 0.00%	0 0.00%	0 0.00%
	<b>Cast Votes:</b>	<b>315 85.60%</b>	<b>0 0.00%</b>	<b>315 85.60%</b>
<b>PORT OF ANACORTES, COMMISSIONER DISTRICT 4, TWO YEAR UNEXPIRED TERM, Vote For 1</b>				
	PAT D. MOONEY	173 54.75%	0 0.00%	173 54.75%
	BRIAN R. WETCHER	143 45.25%	0 0.00%	143 45.25%
	Write-in (W)	0 0.00%	0 0.00%	0 0.00%
	<b>Cast Votes:</b>	<b>316 85.87%</b>	<b>0 0.00%</b>	<b>316 85.87%</b>



200511290178  
 Skagit County Auditor

11/29/2005 Page 175 of 290 3:04PM

2005 General Election

Precinct Report — Official  
 OFFICIAL BALLOT — SKAGIT COUNTY, WASHINGTON — November 08, 2005

Total Number of Voters : 38,599 of 60,859 = 63.42%

Precincts Reporting 116 of 116 = 100.00%

Party	Candidate	Early	Election	Total
-------	-----------	-------	----------	-------

Precinct 201 Ana 1 (Ballots Cast: 368)

PORT OF ANACORTES, COMMISSIONER DISTRICT 5, Vote For 1


BARBARA D. STEPHAN	136	44.44%	0	0.00%	136	44.44%
KEITH RUBIN	170	55.56%	0	0.00%	170	55.56%
Write-in (W)	0	0.00%	0	0.00%	0	0.00%
Cast Votes:	306	83.15%	0	0.00%	306	83.15%

ANACORTES SCHOOL DISTRICT 103, DIRECTOR, POSITION 1, Vote For 1

MITCH EVERTON	232	100.00%	0	0.00%	232	100.00%
Write-in (W)	0	0.00%	0	0.00%	0	0.00%
Cast Votes:	232	63.04%	0	0.00%	232	63.04%

ANACORTES SCHOOL DISTRICT 103, DIRECTOR, POSITION 2, Vote For 1

KRIS LYTTON	126	47.19%	0	0.00%	126	47.19%
NANCY MURPHY	141	52.81%	0	0.00%	141	52.81%
Write-in (W)	0	0.00%	0	0.00%	0	0.00%
Cast Votes:	267	72.55%	0	0.00%	267	72.55%

  
 200511290178  
 Skagit County Auditor  
 11/29/2005 Page 176 of 280 3:04PM

2005 General Election

Precinct Report — Official  
OFFICIAL BALLOT — SKAGIT COUNTY, WASHINGTON — November 08, 2005

Page 140 of 253

11/29/2005 12:17 PM

Total Number of Voters : 38,599 of 60,859 = 63.42%

Precincts Reporting 116 of 116 = 100.00%

Party	Candidate	Early	Election	Total	
<b>Precinct 204 Ana 4 (Ballots Cast: 330)</b>					
<b>INITIATIVE MEASURE 900, Vote For 1</b>					
	Yes	158	50.80%	0 0.00%	158 50.80%
	No	153	49.20%	0 0.00%	153 49.20%
	Cast Votes:	311	94.24%	0 0.00%	311 94.24%
<b>INITIATIVE MEASURE 901, Vote For 1</b>					
	Yes	162	50.15%	0 0.00%	162 50.15%
	No	161	49.85%	0 0.00%	161 49.85%
	Cast Votes:	323	97.88%	0 0.00%	323 97.88%
<b>INITIATIVE MEASURE 912, Vote For 1</b>					
	Yes	150	47.32%	0 0.00%	150 47.32%
	No	167	52.68%	0 0.00%	167 52.68%
	Cast Votes:	317	96.06%	0 0.00%	317 96.06%
<b>INITIATIVE MEASURE 330, Vote For 1</b>					
	Yes	146	46.50%	0 0.00%	146 46.50%
	No	168	53.50%	0 0.00%	168 53.50%
	Cast Votes:	314	95.15%	0 0.00%	314 95.15%
<b>INITIATIVE MEASURE 336, Vote For 1</b>					
	Yes	136	43.59%	0 0.00%	136 43.59%
	No	176	56.41%	0 0.00%	176 56.41%
	Cast Votes:	312	94.55%	0 0.00%	312 94.55%
<b>SENATE JOINT RESOLUTION 8207, Vote For 1</b>					
	Approved	176	63.31%	0 0.00%	176 63.31%
	Rejected	102	36.69%	0 0.00%	102 36.69%
	Cast Votes:	278	84.24%	0 0.00%	278 84.24%
<b>CITY OF ANACORTES MAYOR, Vote For 1</b>					
	H. DEAN MAXWELL	196	62.22%	0 0.00%	196 62.22%
	KEVIN MCKEOWN	119	37.78%	0 0.00%	119 37.78%
	Write-in (W)	0	0.00%	0 0.00%	0 0.00%
	Cast Votes:	315	95.45%	0 0.00%	315 95.45%
<b>CITY OF ANACORTES , COUNCIL AT LARGE POSITION 4, Vote For 1</b>					
	BRIAN E. GEER	143	52.00%	0 0.00%	143 52.00%
	HAROLD "BUD" ROCK	132	48.00%	0 0.00%	132 48.00%
	Write-in (W)	0	0.00%	0 0.00%	0 0.00%
	Cast Votes:	275	83.33%	0 0.00%	275 83.33%
<b>CITY OF ANACORTES , COUNCIL AT LARGE POSITION 5, Vote For 1</b>					
	CYNTHIA RICHARDSON	225	100.00%	0 0.00%	225 100.00%
	Write-in (W)	0	0.00%	0 0.00%	0 0.00%
	Cast Votes:	225	68.18%	0 0.00%	225 68.18%



200511290178  
Skagit County Auditor

11/29/2005 Page 177 of 290 3:04PM

2005 General Election

Precinct Report — Official  
 OFFICIAL BALLOT — SKAGIT COUNTY, WASHINGTON — November 08, 2005


Page 141 of 253

11/29/2005 12:17 PM

Total Number of Voters : 38,599 of 60,859 = 63.42%

Precincts Reporting 116 of 116 = 100.00%

Party	Candidate	Early	Election	Total
<b>Precinct 204 Ana 4 (Ballots Cast: 330)</b>				
<b>CITY OF ANACORTES , COUNCIL AT LARGE POSITION 6, Vote For 1</b>				
	BILL TURNER	156 61.90%	0 0.00%	156 61.90%
	MARILYN OSHIRO	96 38.10%	0 0.00%	96 38.10%
	Write-in (W)	0 0.00%	0 0.00%	0 0.00%
	Cast Votes:	252 76.36%	0 0.00%	252 76.36%
<b>CITY OF ANACORTES , COUNCIL AT LARGE POSITION 7, Vote For 1</b>				
	BOB LINDER	86 33.73%	0 0.00%	86 33.73%
	ERICA PICKETT	169 66.27%	0 0.00%	169 66.27%
	Write-in (W)	0 0.00%	0 0.00%	0 0.00%
	Cast Votes:	255 77.27%	0 0.00%	255 77.27%
<b>FIDALGO POOL AND FITNESS CENTER DISTRICT, COMMISSIONER POSITION 3, Vote For 1</b>				
	KATHRYN ESPINOZA	98 43.17%	0 0.00%	98 43.17%
	PAMELA R. LAMBETH	129 56.83%	0 0.00%	129 56.83%
	Write-in (W)	0 0.00%	0 0.00%	0 0.00%
	Cast Votes:	227 68.79%	0 0.00%	227 68.79%
<b>FIDALGO POOL AND FITNESS CENTER DISTRICT, COMMISSIONER POSITION 5, Vote For 1</b>				
	ANDREW OLSON	135 58.95%	0 0.00%	135 58.95%
	ROSEMARY YOUNG NELSON	94 41.05%	0 0.00%	94 41.05%
	Write-in (W)	0 0.00%	0 0.00%	0 0.00%
	Cast Votes:	229 69.39%	0 0.00%	229 69.39%
<b>HOSPITAL DISTRICT No. 2, COMMISSIONER POSITION 1, Vote For 1</b>				
	JAN M. IVERSEN	163 61.05%	0 0.00%	163 61.05%
	BOYD VEER	104 38.95%	0 0.00%	104 38.95%
	Write-in (W)	0 0.00%	0 0.00%	0 0.00%
	Cast Votes:	267 80.91%	0 0.00%	267 80.91%
<b>PORT OF ANACORTES, COMMISSIONER DISTRICT 1, Vote For 1</b>				
	RAY NIVER	157 64.61%	0 0.00%	157 64.61%
	Write-in (W)	0 0.00%	0 0.00%	0 0.00%
	Anni Brogan (W)	86 35.39%	0 0.00%	86 35.39%
	Cast Votes:	243 73.64%	0 0.00%	243 73.64%
<b>PORT OF ANACORTES, COMMISSIONER DISTRICT 2, Vote For 1</b>				
	BILL SHORT	135 52.12%	0 0.00%	135 52.12%
	JAMES TAYLOR	124 47.88%	0 0.00%	124 47.88%
	Write-in (W)	0 0.00%	0 0.00%	0 0.00%
	Cast Votes:	259 78.48%	0 0.00%	259 78.48%
<b>PORT OF ANACORTES, COMMISSIONER DISTRICT 4, TWO YEAR UNEXPIRED TERM, Vote For 1</b>				
	PAT D. MOONEY	178 62.24%	0 0.00%	178 62.24%
	BRIAN R. WETCHER	108 37.76%	0 0.00%	108 37.76%
	Write-in (W)	0 0.00%	0 0.00%	0 0.00%
	Cast Votes:	286 86.67%	0 0.00%	286 86.67%



11/29/2005 Page 178 of 290 3:04PM

2005 General Election

Precinct Report — Official  
 OFFICIAL BALLOT — SKAGIT COUNTY, WASHINGTON — November 08, 2005

Page 142 of 253

11/29/2005 12:17 PM

Precincts Reporting 116 of 116 = 100.00%

Total Number of Voters : 38,599 of 60,859 = 63.42%

Party	Candidate	Early	Election	Total
-------	-----------	-------	----------	-------

Precinct 204 Ana 4 (Ballots Cast: 330)

PORT OF ANACORTES, COMMISSIONER DISTRICT 5, Vote For 1							
	BARBARA D. STEPHAN	124	47.33%	0	0.00%	124	47.33%
	KEITH RUBIN	138	52.67%	0	0.00%	138	52.67%
	Write-in (W)	0	0.00%	0	0.00%	0	0.00%
	Cast Votes:	262	79.39%	0	0.00%	262	79.39%
ANACORTES SCHOOL DISTRICT 103, DIRECTOR, POSITION 1, Vote For 1							
	MITCH EVERTON	220	100.00%	0	0.00%	220	100.00%
	Write-in (W)	0	0.00%	0	0.00%	0	0.00%
	Cast Votes:	220	66.67%	0	0.00%	220	66.67%
ANACORTES SCHOOL DISTRICT 103, DIRECTOR, POSITION 2, Vote For 1							
	KRIS LYTTON	115	49.78%	0	0.00%	115	49.78%
	NANCY MURPHY	116	50.22%	0	0.00%	116	50.22%
	Write-in (W)	0	0.00%	0	0.00%	0	0.00%
	Cast Votes:	231	70.00%	0	0.00%	231	70.00%




200511290178  
 Skagit County Auditor  
 11/29/2005 Page 179 of 290 3:04PM

2005 General Election

Precinct Report — Official  
 OFFICIAL BALLOT — SKAGIT COUNTY, WASHINGTON — November 08, 2005

Total Number of Voters : 38,599 of 60,859 = 63.42%

Party	Candidate	Early	Election	Total
<b>Precinct 205 Ana 5 (Ballots Cast: 11)</b>				
<b>INITIATIVE MEASURE 900, Vote For 1</b>				
	Yes	9 90.00%	0 0.00%	9 90.00%
	No	1 10.00%	0 0.00%	1 10.00%
	Cast Votes:	10 90.91%	0 0.00%	10 90.91%
<b>INITIATIVE MEASURE 901, Vote For 1</b>				
	Yes	6 54.55%	0 0.00%	6 54.55%
	No	5 45.45%	0 0.00%	5 45.45%
	Cast Votes:	11 100.00%	0 0.00%	11 100.00%
<b>INITIATIVE MEASURE 912, Vote For 1</b>				
	Yes	8 72.73%	0 0.00%	8 72.73%
	No	3 27.27%	0 0.00%	3 27.27%
	Cast Votes:	11 100.00%	0 0.00%	11 100.00%
<b>INITIATIVE MEASURE 330, Vote For 1</b>				
	Yes	5 45.45%	0 0.00%	5 45.45%
	No	6 54.55%	0 0.00%	6 54.55%
	Cast Votes:	11 100.00%	0 0.00%	11 100.00%
<b>INITIATIVE MEASURE 336, Vote For 1</b>				
	Yes	9 81.82%	0 0.00%	9 81.82%
	No	2 18.18%	0 0.00%	2 18.18%
	Cast Votes:	11 100.00%	0 0.00%	11 100.00%
<b>SENATE JOINT RESOLUTION 8207, Vote For 1</b>				
	Approved	8 88.89%	0 0.00%	8 88.89%
	Rejected	1 11.11%	0 0.00%	1 11.11%
	Cast Votes:	9 81.82%	0 0.00%	9 81.82%
<b>CITY OF ANACORTES MAYOR, Vote For 1</b>				
	H. DEAN MAXWELL	11 100.00%	0 0.00%	11 100.00%
	KEVIN MCKEOWN	0 0.00%	0 0.00%	0 0.00%
	Write-in (W)	0 0.00%	0 0.00%	0 0.00%
	Cast Votes:	11 100.00%	0 0.00%	11 100.00%
<b>CITY OF ANACORTES , COUNCIL AT LARGE POSITION 4, Vote For 1</b>				
	BRIAN E. GEER	6 60.00%	0 0.00%	6 60.00%
	HAROLD "BUD" ROCK	4 40.00%	0 0.00%	4 40.00%
	Write-in (W)	0 0.00%	0 0.00%	0 0.00%
	Cast Votes:	10 90.91%	0 0.00%	10 90.91%
<b>CITY OF ANACORTES , COUNCIL AT LARGE POSITION 5, Vote For 1</b>				
	CYNTHIA RICHARDSON	7 100.00%	0 0.00%	7 100.00%
	Write-in (W)	0 0.00%	0 0.00%	0 0.00%
	Cast Votes:	7 63.64%	0 0.00%	7 63.64%



11/29/2005 Page 180 of 290 3:04PM



2005 General Election

Precinct Report — Official  
OFFICIAL BALLOT — SKAGIT COUNTY, WASHINGTON — November 08, 2005

Page 144 of 253

11/29/2005 12:17 PM

Total Number of Voters : 38,599 of 60,859 = 63.42%

Precincts Reporting 116 of 116 = 100.00%

Party	Candidate	Early	Election	Total
-------	-----------	-------	----------	-------

Precinct 205 Ana 5 (Ballots Cast: 11)

CITY OF ANACORTES , COUNCIL AT LARGE POSITION 6, Vote For 1

BILL TURNER	6	66.67%	0	0.00%	6	66.67%
MARILYN OSHIRO	3	33.33%	0	0.00%	3	33.33%
Write-in (W)	0	0.00%	0	0.00%	0	0.00%
Cast Votes:	9	81.82%	0	0.00%	9	81.82%

CITY OF ANACORTES , COUNCIL AT LARGE POSITION 7, Vote For 1

BOB LINDER	1	11.11%	0	0.00%	1	11.11%
ERICA PICKETT	8	88.89%	0	0.00%	8	88.89%
Write-in (W)	0	0.00%	0	0.00%	0	0.00%
Cast Votes:	9	81.82%	0	0.00%	9	81.82%

FIDALGO POOL AND FITNESS CENTER DISTRICT, COMMISSIONER POSITION 3, Vote For 1

KATHRYN ESPINOZA	5	62.50%	0	0.00%	5	62.50%
PAMELA R. LAMBETH	3	37.50%	0	0.00%	3	37.50%
Write-in (W)	0	0.00%	0	0.00%	0	0.00%
Cast Votes:	8	72.73%	0	0.00%	8	72.73%

FIDALGO POOL AND FITNESS CENTER DISTRICT, COMMISSIONER POSITION 5, Vote For 1

ANDREW OLSON	5	83.33%	0	0.00%	5	83.33%
ROSEMARY YOUNG NELSON	1	16.67%	0	0.00%	1	16.67%
Write-in (W)	0	0.00%	0	0.00%	0	0.00%
Cast Votes:	6	54.55%	0	0.00%	6	54.55%

HOSPITAL DISTRICT No. 2, COMMISSIONER POSITION 1, Vote For 1

JAN M. IVERSEN	7	87.50%	0	0.00%	7	87.50%
BOYD VEER	1	12.50%	0	0.00%	1	12.50%
Write-in (W)	0	0.00%	0	0.00%	0	0.00%
Cast Votes:	8	72.73%	0	0.00%	8	72.73%

PORT OF ANACORTES, COMMISSIONER DISTRICT 1, Vote For 1

RAY NIVER	4	50.00%	0	0.00%	4	50.00%
Write-in (W)	0	0.00%	0	0.00%	0	0.00%
Anni Brogan (W)	4	50.00%	0	0.00%	4	50.00%
Cast Votes:	8	72.73%	0	0.00%	8	72.73%

PORT OF ANACORTES, COMMISSIONER DISTRICT 2, Vote For 1

BILL SHORT	5	50.00%	0	0.00%	5	50.00%
JAMES TAYLOR	5	50.00%	0	0.00%	5	50.00%
Write-in (W)	0	0.00%	0	0.00%	0	0.00%
Cast Votes:	10	90.91%	0	0.00%	10	90.91%

PORT OF ANACORTES, COMMISSIONER DISTRICT 4, TWO YEAR UNEXPIRED TERM, Vote For 1

PAT D. MOONEY	6	60.00%	0	0.00%	6	60.00%
BRIAN R. WETCHER	4	40.00%	0	0.00%	4	40.00%
Write-in (W)	0	0.00%	0	0.00%	0	0.00%
Cast Votes:	10	90.91%	0	0.00%	10	90.91%

200511290178  
Skagit County Auditor  
11/29/2005 Page 181 of 290 3:04PM

2005 General Election

Precinct Report — Official  
 OFFICIAL BALLOT — SKAGIT COUNTY, WASHINGTON — November 08, 2005

Page 145 of 253

11/29/2005 12:17 PM

Total Number of Voters : 38,599 of 60,859 = 63.42%

Precincts Reporting 116 of 116 = 100.00%

Party	Candidate	Early	Election	Total
<b>Precinct 205 Ana 5 (Ballots Cast: 11)</b>				
<b>PORT OF ANACORTES, COMMISSIONER DISTRICT 5, Vote For 1</b>				
	BARBARA D. STEPHAN	8 100.00%	0 0.00%	8 100.00%
	KEITH RUBIN	0 0.00%	0 0.00%	0 0.00%
	Write-in (W)	0 0.00%	0 0.00%	0 0.00%
	Cast Votes:	8 72.73%	0 0.00%	8 72.73%
<b>ANACORTES SCHOOL DISTRICT 103, DIRECTOR, POSITION 1, Vote For 1</b>				
	MITCH EVERTON	11 100.00%	0 0.00%	11 100.00%
	Write-in (W)	0 0.00%	0 0.00%	0 0.00%
	Cast Votes:	11 100.00%	0 0.00%	11 100.00%
<b>ANACORTES SCHOOL DISTRICT 103, DIRECTOR, POSITION 2, Vote For 1</b>				
	KRIS LYTTON	1 12.50%	0 0.00%	1 12.50%
	NANCY MURPHY	7 87.50%	0 0.00%	7 87.50%
	Write-in (W)	0 0.00%	0 0.00%	0 0.00%
	Cast Votes:	8 72.73%	0 0.00%	8 72.73%



20511290178  
 Skagit County Auditor  
 11/29/2005 Page 182 of 290 3:04PM

2005 General Election

Precinct Report — Official  
OFFICIAL BALLOT — SKAGIT COUNTY, WASHINGTON — November 08, 2005

Page 146 of 253

11/29/2005 12:17 PM

Total Number of Voters : 38,599 of 60,859 = 63.42%

Precincts Reporting 116 of 116 = 100.00%

Party	Candidate	Early	Election	Total
-------	-----------	-------	----------	-------

Precinct 206 Ana 6 (Ballots Cast: 463)

INITIATIVE MEASURE 900, Vote For 1							
Yes		245	57.38%	0	0.00%	245	57.38%
No		182	42.62%	0	0.00%	182	42.62%
Cast Votes:		427	92.22%	0	0.00%	427	92.22%

INITIATIVE MEASURE 901, Vote For 1							
Yes		292	64.60%	0	0.00%	292	64.60%
No		160	35.40%	0	0.00%	160	35.40%
Cast Votes:		452	97.62%	0	0.00%	452	97.62%

INITIATIVE MEASURE 912, Vote For 1							
Yes		215	47.36%	0	0.00%	215	47.36%
No		239	52.64%	0	0.00%	239	52.64%
Cast Votes:		454	98.06%	0	0.00%	454	98.06%

INITIATIVE MEASURE 330, Vote For 1							
Yes		261	57.49%	0	0.00%	261	57.49%
No		193	42.51%	0	0.00%	193	42.51%
Cast Votes:		454	98.06%	0	0.00%	454	98.06%

INITIATIVE MEASURE 336, Vote For 1							
Yes		171	38.08%	0	0.00%	171	38.08%
No		278	61.92%	0	0.00%	278	61.92%
Cast Votes:		449	96.98%	0	0.00%	449	96.98%

SENATE JOINT RESOLUTION 8207, Vote For 1							
Approved		274	69.02%	0	0.00%	274	69.02%
Rejected		123	30.98%	0	0.00%	123	30.98%
Cast Votes:		397	85.75%	0	0.00%	397	85.75%

CITY OF ANACORTES MAYOR, Vote For 1							
H. DEAN MAXWELL		327	72.51%	0	0.00%	327	72.51%
KEVIN MCKEOWN		124	27.49%	0	0.00%	124	27.49%
Write-in (W)		0	0.00%	0	0.00%	0	0.00%
Cast Votes:		451	97.41%	0	0.00%	451	97.41%

CITY OF ANACORTES , COUNCIL AT LARGE POSITION 4, Vote For 1							
BRIAN E. GEER		215	53.88%	0	0.00%	215	53.88%
HAROLD "BUD" ROCK		184	46.12%	0	0.00%	184	46.12%
Write-in (W)		0	0.00%	0	0.00%	0	0.00%
Cast Votes:		399	86.18%	0	0.00%	399	86.18%

CITY OF ANACORTES , COUNCIL AT LARGE POSITION 5, Vote For 1							
CYNTHIA RICHARDSON		328	100.00%	0	0.00%	328	100.00%
Write-in (W)		0	0.00%	0	0.00%	0	0.00%
Cast Votes:		328	70.84%	0	0.00%	328	70.84%



200511290178  
Skagit County Auditor

11/29/2005 Page 183 of 290 3:04PM

2005 General Election

Precinct Report — Official  
 OFFICIAL BALLOT — SKAGIT COUNTY, WASHINGTON — November 08, 2005

Page 147 of 253

11/29/2005 12:17 PM

Precincts Reporting 116 of 116 = 100.00%

Total Number of Voters : 38,599 of 60,859 = 63.42%

Party	Candidate	Early	Election	Total
-------	-----------	-------	----------	-------

Precinct 206 Ana 6 (Ballots Cast: 463)

CITY OF ANACORTES , COUNCIL AT LARGE POSITION 6, Vote For 1

BILL TURNER	264	70.40%	0	0.00%	264	70.40%
MARILYN OSHIRO	111	29.60%	0	0.00%	111	29.60%
Write-in (W)	0	0.00%	0	0.00%	0	0.00%
Cast Votes:	375	80.99%	0	0.00%	375	80.99%

CITY OF ANACORTES , COUNCIL AT LARGE POSITION 7, Vote For 1

BOB LINDER	122	31.77%	0	0.00%	122	31.77%
ERICA PICKETT	262	68.23%	0	0.00%	262	68.23%
Write-in (W)	0	0.00%	0	0.00%	0	0.00%
Cast Votes:	384	82.94%	0	0.00%	384	82.94%

FIDALGO POOL AND FITNESS CENTER DISTRICT, COMMISSIONER POSITION 3, Vote For 1

KATHRYN ESPINOZA	135	45.15%	0	0.00%	135	45.15%
PAMELA R. LAMBETH	164	54.85%	0	0.00%	164	54.85%
Write-in (W)	0	0.00%	0	0.00%	0	0.00%
Cast Votes:	299	64.58%	0	0.00%	299	64.58%

FIDALGO POOL AND FITNESS CENTER DISTRICT, COMMISSIONER POSITION 5, Vote For 1

ANDREW OLSON	213	67.41%	0	0.00%	213	67.41%
ROSEMARY YOUNG NELSON	103	32.59%	0	0.00%	103	32.59%
Write-in (W)	0	0.00%	0	0.00%	0	0.00%
Cast Votes:	316	68.25%	0	0.00%	316	68.25%

HOSPITAL DISTRICT No. 2, COMMISSIONER POSITION 1, Vote For 1

JAN M. IVERSEN	191	49.48%	0	0.00%	191	49.48%
BOYD VEER	195	50.52%	0	0.00%	195	50.52%
Write-in (W)	0	0.00%	0	0.00%	0	0.00%
Cast Votes:	386	83.37%	0	0.00%	386	83.37%

PORT OF ANACORTES, COMMISSIONER DISTRICT 1, Vote For 1

RAY NIVER	180	48.91%	0	0.00%	180	48.91%
Write-in (W)	0	0.00%	0	0.00%	0	0.00%
Anni Brogan (W)	188	51.09%	0	0.00%	188	51.09%
Cast Votes:	368	79.48%	0	0.00%	368	79.48%

PORT OF ANACORTES, COMMISSIONER DISTRICT 2, Vote For 1

BILL SHORT	254	65.63%	0	0.00%	254	65.63%
JAMES TAYLOR	133	34.37%	0	0.00%	133	34.37%
Write-in (W)	0	0.00%	0	0.00%	0	0.00%
Cast Votes:	387	83.59%	0	0.00%	387	83.59%

PORT OF ANACORTES, COMMISSIONER DISTRICT 4, TWO YEAR UNEXPIRED TERM, Vote For 1

PAT D. MOONEY	294	69.34%	0	0.00%	294	69.34%
BRIAN R. WETCHER	130	30.66%	0	0.00%	130	30.66%
Write-in (W)	0	0.00%	0	0.00%	0	0.00%
Cast Votes:	424	91.58%	0	0.00%	424	91.58%



200511290178  
 Skagit County Auditor

11/29/2005 Page 184 of 290 3:04PM

2005 General Election

Precinct Report — Official  
 OFFICIAL BALLOT — SKAGIT COUNTY, WASHINGTON — November 08, 2005

Page 148 of 253

11/29/2005 12:17 PM

Total Number of Voters : 38,599 of 60,859 = 63.42%

Precincts Reporting 116 of 116 = 100.00%

Party	Candidate	Early	Election	Total
<b>Precinct 206 Ana 6 (Ballots Cast: 463)</b>				
<b>PORT OF ANACORTES, COMMISSIONER DISTRICT 5, Vote For 1</b>				
	BARBARA D. STEPHAN	186 47.81%	0 0.00%	186 47.81%
	KEITH RUBIN	203 52.19%	0 0.00%	203 52.19%
	Write-in (W)	0 0.00%	0 0.00%	0 0.00%
	Cast Votes:	389 84.02%	0 0.00%	389 84.02%
<b>ANACORTES SCHOOL DISTRICT 103, DIRECTOR, POSITION 1, Vote For 1</b>				
	MITCH EVERTON	306 100.00%	0 0.00%	306 100.00%
	Write-in (W)	0 0.00%	0 0.00%	0 0.00%
	Cast Votes:	306 66.09%	0 0.00%	306 66.09%
<b>ANACORTES SCHOOL DISTRICT 103, DIRECTOR, POSITION 2, Vote For 1</b>				
	KRIS LYTTON	201 59.82%	0 0.00%	201 59.82%
	NANCY MURPHY	135 40.18%	0 0.00%	135 40.18%
	Write-in (W)	0 0.00%	0 0.00%	0 0.00%
	Cast Votes:	336 72.57%	0 0.00%	336 72.57%



200511290178  
 Skagit County Auditor

11/29/2005 Page 185 of 290 3:04PM

2005 General Election

Precinct Report — Official  
OFFICIAL BALLOT — SKAGIT COUNTY, WASHINGTON — November 08, 2005

Page 149 of 253

11/29/2005 12:17 PM

Precincts Reporting 116 of 116 = 100.00%

Total Number of Voters : 38,599 of 60,859 = 63.42%

Party	Candidate	Early	Election	Total	
<b>Precinct 207 Ana 7 (Ballots Cast: 807)</b>					
<b>INITIATIVE MEASURE 900, Vote For 1</b>					
	Yes	388	52.65%	0 0.00%	388 52.65%
	No	349	47.35%	0 0.00%	349 47.35%
	Cast Votes:	737	91.33%	0 0.00%	737 91.33%
<b>INITIATIVE MEASURE 901, Vote For 1</b>					
	Yes	501	64.07%	0 0.00%	501 64.07%
	No	281	35.93%	0 0.00%	281 35.93%
	Cast Votes:	782	96.90%	0 0.00%	782 96.90%
<b>INITIATIVE MEASURE 912, Vote For 1</b>					
	Yes	325	41.51%	0 0.00%	325 41.51%
	No	458	58.49%	0 0.00%	458 58.49%
	Cast Votes:	783	97.03%	0 0.00%	783 97.03%
<b>INITIATIVE MEASURE 330, Vote For 1</b>					
	Yes	362	46.77%	0 0.00%	362 46.77%
	No	412	53.23%	0 0.00%	412 53.23%
	Cast Votes:	774	95.91%	0 0.00%	774 95.91%
<b>INITIATIVE MEASURE 336, Vote For 1</b>					
	Yes	281	37.07%	0 0.00%	281 37.07%
	No	477	62.93%	0 0.00%	477 62.93%
	Cast Votes:	758	93.93%	0 0.00%	758 93.93%
<b>SENATE JOINT RESOLUTION 8207, Vote For 1</b>					
	Approved	477	72.38%	0 0.00%	477 72.38%
	Rejected	182	27.62%	0 0.00%	182 27.62%
	Cast Votes:	659	81.66%	0 0.00%	659 81.66%
<b>CITY OF ANACORTES MAYOR, Vote For 1</b>					
	H. DEAN MAXWELL	538	67.84%	0 0.00%	538 67.84%
	KEVIN MCKEOWN	255	32.16%	0 0.00%	255 32.16%
	Write-in (W)	0	0.00%	0 0.00%	0 0.00%
	Cast Votes:	793	98.27%	0 0.00%	793 98.27%
<b>CITY OF ANACORTES , COUNCIL AT LARGE POSITION 4, Vote For 1</b>					
	BRIAN E. GEER	406	58.33%	0 0.00%	406 58.33%
	HAROLD "BUD" ROCK	290	41.67%	0 0.00%	290 41.67%
	Write-in (W)	0	0.00%	0 0.00%	0 0.00%
	Cast Votes:	696	86.25%	0 0.00%	696 86.25%
<b>CITY OF ANACORTES , COUNCIL AT LARGE POSITION 5, Vote For 1</b>					
	CYNTHIA RICHARDSON	554	100.00%	0 0.00%	554 100.00%
	Write-in (W)	0	0.00%	0 0.00%	0 0.00%
	Cast Votes:	554	68.65%	0 0.00%	554 68.65%


 200511290178  
 Skagit County Auditor  
 11/29/2005 Page 186 of 290 3:04PM

Total Number of Voters : 38,599 of 60,859 = 63.42%

Precincts Reporting 116 of 116 = 100.00%

Party	Candidate	Early	Election	Total
-------	-----------	-------	----------	-------

**Precinct 207 Ana 7 (Ballots Cast: 807)**

**CITY OF ANACORTES , COUNCIL AT LARGE POSITION 6, Vote For 1**

BILL TURNER	462	72.53%	0	0.00%	462	72.53%
MARILYN OSHIRO	175	27.47%	0	0.00%	175	27.47%
Write-in (W)	0	0.00%	0	0.00%	0	0.00%
<b>Cast Votes:</b>	<b>637</b>	<b>78.93%</b>	<b>0</b>	<b>0.00%</b>	<b>637</b>	<b>78.93%</b>

**CITY OF ANACORTES , COUNCIL AT LARGE POSITION 7, Vote For 1**

BOB LINDER	191	29.48%	0	0.00%	191	29.48%
ERICA PICKETT	457	70.52%	0	0.00%	457	70.52%
Write-in (W)	0	0.00%	0	0.00%	0	0.00%
<b>Cast Votes:</b>	<b>648</b>	<b>80.30%</b>	<b>0</b>	<b>0.00%</b>	<b>648</b>	<b>80.30%</b>

**FIDALGO POOL AND FITNESS CENTER DISTRICT, COMMISSIONER POSITION 3, Vote For 1**

KATHRYN ESPINOZA	243	47.09%	0	0.00%	243	47.09%
PAMELA R. LAMBETH	273	52.91%	0	0.00%	273	52.91%
Write-in (W)	0	0.00%	0	0.00%	0	0.00%
<b>Cast Votes:</b>	<b>516</b>	<b>63.94%</b>	<b>0</b>	<b>0.00%</b>	<b>516</b>	<b>63.94%</b>

**FIDALGO POOL AND FITNESS CENTER DISTRICT, COMMISSIONER POSITION 5, Vote For 1**

ANDREW OLSON	323	58.73%	0	0.00%	323	58.73%
ROSEMARY YOUNG NELSON	227	41.27%	0	0.00%	227	41.27%
Write-in (W)	0	0.00%	0	0.00%	0	0.00%
<b>Cast Votes:</b>	<b>550</b>	<b>68.15%</b>	<b>0</b>	<b>0.00%</b>	<b>550</b>	<b>68.15%</b>

**HOSPITAL DISTRICT No. 2, COMMISSIONER POSITION 1, Vote For 1**

JAN M. IVERSEN	324	49.47%	0	0.00%	324	49.47%
BOYD VEER	331	50.53%	0	0.00%	331	50.53%
Write-in (W)	0	0.00%	0	0.00%	0	0.00%
<b>Cast Votes:</b>	<b>655</b>	<b>81.16%</b>	<b>0</b>	<b>0.00%</b>	<b>655</b>	<b>81.16%</b>

**PORT OF ANACORTES, COMMISSIONER DISTRICT 1, Vote For 1**

RAY NIVER	331	54.62%	0	0.00%	331	54.62%
Write-in (W)	0	0.00%	0	0.00%	0	0.00%
Anni Brogan (W)	275	45.38%	0	0.00%	275	45.38%
<b>Cast Votes:</b>	<b>606</b>	<b>75.09%</b>	<b>0</b>	<b>0.00%</b>	<b>606</b>	<b>75.09%</b>

**PORT OF ANACORTES, COMMISSIONER DISTRICT 2, Vote For 1**

BILL SHORT	400	62.60%	0	0.00%	400	62.60%
JAMES TAYLOR	239	37.40%	0	0.00%	239	37.40%
Write-in (W)	0	0.00%	0	0.00%	0	0.00%
<b>Cast Votes:</b>	<b>639</b>	<b>79.18%</b>	<b>0</b>	<b>0.00%</b>	<b>639</b>	<b>79.18%</b>

**PORT OF ANACORTES, COMMISSIONER DISTRICT 4, TWO YEAR UNEXPIRED TERM, Vote For 1**

PAT D. MOONEY	453	62.74%	0	0.00%	453	62.74%
BRIAN R. WETCHER	269	37.26%	0	0.00%	269	37.26%
Write-in (W)	0	0.00%	0	0.00%	0	0.00%
<b>Cast Votes:</b>	<b>722</b>	<b>89.47%</b>	<b>0</b>	<b>0.00%</b>	<b>722</b>	<b>89.47%</b>

200511290178  
 Skagit County Auditor  
 11/29/2005 Page 187 of 290 3:04PM

Total Number of Voters : 38,599 of 60,859 = 63.42%

Party	Candidate	Early	Election	Total
-------	-----------	-------	----------	-------

**Precinct 207 Ana 7 (Ballots Cast: 807)**

**PORT OF ANACORTES, COMMISSIONER DISTRICT 5, Vote For 1**

BARBARA D. STEPHAN	283	44.01%	0	0.00%	283	44.01%
KEITH RUBIN	360	55.99%	0	0.00%	360	55.99%
Write-in (W)	0	0.00%	0	0.00%	0	0.00%
Cast Votes:	643	79.68%	0	0.00%	643	79.68%

**ANACORTES SCHOOL DISTRICT 103, DIRECTOR, POSITION 1, Vote For 1**

MITCH EVERTON	499	100.00%	0	0.00%	499	100.00%
Write-in (W)	0	0.00%	0	0.00%	0	0.00%
Cast Votes:	499	61.83%	0	0.00%	499	61.83%

**ANACORTES SCHOOL DISTRICT 103, DIRECTOR, POSITION 2, Vote For 1**

KRIS LYTTON	345	60.00%	0	0.00%	345	60.00%
NANCY MURPHY	230	40.00%	0	0.00%	230	40.00%
Write-in (W)	0	0.00%	0	0.00%	0	0.00%
Cast Votes:	575	71.25%	0	0.00%	575	71.25%



200511290178  
 Skagit County Auditor



2005 General Election

Precinct Report — Official  
 OFFICIAL BALLOT — SKAGIT COUNTY, WASHINGTON — November 08, 2005

Page 152 of 253

11/29/2005 12:17 PM

Total Number of Voters : 38,599 of 60,859 = 63.42%

Precincts Reporting 116 of 116 = 100.00%

Party	Candidate	Early	Election	Total	
<b>Precinct 209 Ana 9 (Ballots Cast: 463)</b>					
<b>INITIATIVE MEASURE 900, Vote For 1</b>					
	Yes	221	51.52%	0 0.00%	221 51.52%
	No	208	48.48%	0 0.00%	208 48.48%
	Cast Votes:	429	92.66%	0 0.00%	429 92.66%
<b>INITIATIVE MEASURE 901, Vote For 1</b>					
	Yes	306	67.55%	0 0.00%	306 67.55%
	No	147	32.45%	0 0.00%	147 32.45%
	Cast Votes:	453	97.84%	0 0.00%	453 97.84%
<b>INITIATIVE MEASURE 912, Vote For 1</b>					
	Yes	209	46.55%	0 0.00%	209 46.55%
	No	240	53.45%	0 0.00%	240 53.45%
	Cast Votes:	449	96.98%	0 0.00%	449 96.98%
<b>INITIATIVE MEASURE 330, Vote For 1</b>					
	Yes	267	59.60%	0 0.00%	267 59.60%
	No	181	40.40%	0 0.00%	181 40.40%
	Cast Votes:	448	96.76%	0 0.00%	448 96.76%
<b>INITIATIVE MEASURE 336, Vote For 1</b>					
	Yes	146	32.81%	0 0.00%	146 32.81%
	No	299	67.19%	0 0.00%	299 67.19%
	Cast Votes:	445	96.11%	0 0.00%	445 96.11%
<b>SENATE JOINT RESOLUTION 8207, Vote For 1</b>					
	Approved	286	70.97%	0 0.00%	286 70.97%
	Rejected	117	29.03%	0 0.00%	117 29.03%
	Cast Votes:	403	87.04%	0 0.00%	403 87.04%
<b>CITY OF ANACORTES MAYOR, Vote For 1</b>					
	H. DEAN MAXWELL	309	67.91%	0 0.00%	309 67.91%
	KEVIN MCKEOWN	146	32.09%	0 0.00%	146 32.09%
	Write-in (W)	0	0.00%	0 0.00%	0 0.00%
	Cast Votes:	455	98.27%	0 0.00%	455 98.27%
<b>CITY OF ANACORTES , COUNCIL AT LARGE POSITION 4, Vote For 1</b>					
	BRIAN E. GEER	253	66.75%	0 0.00%	253 66.75%
	HAROLD "BUD" ROCK	126	33.25%	0 0.00%	126 33.25%
	Write-in (W)	0	0.00%	0 0.00%	0 0.00%
	Cast Votes:	379	81.86%	0 0.00%	379 81.86%
<b>CITY OF ANACORTES , COUNCIL AT LARGE POSITION 5, Vote For 1</b>					
	CYNTHIA RICHARDSON	338	100.00%	0 0.00%	338 100.00%
	Write-in (W)	0	0.00%	0 0.00%	0 0.00%
	Cast Votes:	338	73.00%	0 0.00%	338 73.00%



200511290178  
 Skagit County Auditor

11/29/2005 Page 189 of 290 3:04PM

2005 General Election

Precinct Report — Official  
 OFFICIAL BALLOT — SKAGIT COUNTY, WASHINGTON — November 08, 2005

Page 153 of 253

11/29/2005 12:17 PM

Total Number of Voters : 38,599 of 60,859 = 63.42%

Precincts Reporting 116 of 116 = 100.00%

Party	Candidate	Early	Election	Total
-------	-----------	-------	----------	-------

Precinct 209 Ana 9 (Ballots Cast: 463)

CITY OF ANACORTES , COUNCIL AT LARGE POSITION 6, Vote For 1

BILL TURNER	247	71.59%	0	0.00%	247	71.59%
MARILYN OSHIRO	98	28.41%	0	0.00%	98	28.41%
Write-in (W)	0	0.00%	0	0.00%	0	0.00%
<b>Cast Votes:</b>	<b>345</b>	<b>74.51%</b>	<b>0</b>	<b>0.00%</b>	<b>345</b>	<b>74.51%</b>

CITY OF ANACORTES , COUNCIL AT LARGE POSITION 7, Vote For 1

BOB LINDER	130	36.41%	0	0.00%	130	36.41%
ERICA PICKETT	227	63.59%	0	0.00%	227	63.59%
Write-in (W)	0	0.00%	0	0.00%	0	0.00%
<b>Cast Votes:</b>	<b>357</b>	<b>77.11%</b>	<b>0</b>	<b>0.00%</b>	<b>357</b>	<b>77.11%</b>

FIDALGO POOL AND FITNESS CENTER DISTRICT, COMMISSIONER POSITION 3, Vote For 1

KATHRYN ESPINOZA	150	49.83%	0	0.00%	150	49.83%
PAMELA R. LAMBETH	151	50.17%	0	0.00%	151	50.17%
Write-in (W)	0	0.00%	0	0.00%	0	0.00%
<b>Cast Votes:</b>	<b>301</b>	<b>65.01%</b>	<b>0</b>	<b>0.00%</b>	<b>301</b>	<b>65.01%</b>

FIDALGO POOL AND FITNESS CENTER DISTRICT, COMMISSIONER POSITION 5, Vote For 1

ANDREW OLSON	220	71.20%	0	0.00%	220	71.20%
ROSEMARY YOUNG NELSON	89	28.80%	0	0.00%	89	28.80%
Write-in (W)	0	0.00%	0	0.00%	0	0.00%
<b>Cast Votes:</b>	<b>309</b>	<b>66.74%</b>	<b>0</b>	<b>0.00%</b>	<b>309</b>	<b>66.74%</b>

HOSPITAL DISTRICT No. 2, COMMISSIONER POSITION 1, Vote For 1

JAN M. IVERSEN	191	52.04%	0	0.00%	191	52.04%
BOYD VEER	176	47.96%	0	0.00%	176	47.96%
Write-in (W)	0	0.00%	0	0.00%	0	0.00%
<b>Cast Votes:</b>	<b>367</b>	<b>79.27%</b>	<b>0</b>	<b>0.00%</b>	<b>367</b>	<b>79.27%</b>

PORT OF ANACORTES, COMMISSIONER DISTRICT 1, Vote For 1

RAY NIVER	172	47.65%	0	0.00%	172	47.65%
Write-in (W)	0	0.00%	0	0.00%	0	0.00%
Anni Brogan (W)	189	52.35%	0	0.00%	189	52.35%
<b>Cast Votes:</b>	<b>361</b>	<b>77.97%</b>	<b>0</b>	<b>0.00%</b>	<b>361</b>	<b>77.97%</b>

PORT OF ANACORTES, COMMISSIONER DISTRICT 2, Vote For 1

BILL SHORT	254	70.56%	0	0.00%	254	70.56%
JAMES TAYLOR	106	29.44%	0	0.00%	106	29.44%
Write-in (W)	0	0.00%	0	0.00%	0	0.00%
<b>Cast Votes:</b>	<b>360</b>	<b>77.75%</b>	<b>0</b>	<b>0.00%</b>	<b>360</b>	<b>77.75%</b>

PORT OF ANACORTES, COMMISSIONER DISTRICT 4, TWO YEAR UNEXPIRED TERM, Vote For 1

PAT D. MOONEY	261	65.74%	0	0.00%	261	65.74%
BRIAN R. WETCHER	136	34.26%	0	0.00%	136	34.26%
Write-in (W)	0	0.00%	0	0.00%	0	0.00%
<b>Cast Votes:</b>	<b>397</b>	<b>85.75%</b>	<b>0</b>	<b>0.00%</b>	<b>397</b>	<b>85.75%</b>



200511290178  
 Skagit County Auditor

11/29/2005 Page 190 of 290 3:04PM

2005 General Election

Precinct Report — Official  
 OFFICIAL BALLOT — SKAGIT COUNTY, WASHINGTON — November 08, 2005

Page 154 of 253

11/29/2005 12:17 PM

Total Number of Voters : 38,599 of 60,859 = 63.42%

Precincts Reporting 116 of 116 = 100.00%

Party	Candidate	Early	Election	Total
-------	-----------	-------	----------	-------

Precinct 209 Ana 9 (Ballots Cast: 463)

PORT OF ANACORTES, COMMISSIONER DISTRICT 5, Vote For 1

BARBARA D. STEPHAN	147	40.16%	0	0.00%	147	40.16%
KEITH RUBIN	219	59.84%	0	0.00%	219	59.84%
Write-in (W)	0	0.00%	0	0.00%	0	0.00%
Cast Votes:	366	79.05%	0	0.00%	366	79.05%

ANACORTES SCHOOL DISTRICT 103, DIRECTOR, POSITION 1, Vote For 1

MITCH EVERTON	341	100.00%	0	0.00%	341	100.00%
Write-in (W)	0	0.00%	0	0.00%	0	0.00%
Cast Votes:	341	73.65%	0	0.00%	341	73.65%

ANACORTES SCHOOL DISTRICT 103, DIRECTOR, POSITION 2, Vote For 1

KRIS LYTTON	235	69.53%	0	0.00%	235	69.53%
NANCY MURPHY	103	30.47%	0	0.00%	103	30.47%
Write-in (W)	0	0.00%	0	0.00%	0	0.00%
Cast Votes:	338	73.00%	0	0.00%	338	73.00%



200511290178  
 Skagit County Auditor

11/29/2005 Page 191 of 290 3:04PM

2005 General Election

Precinct Report — Official  
OFFICIAL BALLOT — SKAGIT COUNTY, WASHINGTON — November 08, 2005


Page 155 of 253

11/29/2005 12:17 PM

Precincts Reporting 116 of 116 = 100.00%

Total Number of Voters : 38,599 of 60,859 = 63.42%

Party	Candidate	Early	Election	Total	
<b>Precinct 211 Ana 11 (Ballots Cast: 621)</b>					
<b>INITIATIVE MEASURE 900, Vote For 1</b>					
	Yes	307	52.66%	0 0.00%	307 52.66%
	No	276	47.34%	0 0.00%	276 47.34%
	Cast Votes:	583	93.88%	0 0.00%	583 93.88%
<b>INITIATIVE MEASURE 901, Vote For 1</b>					
	Yes	367	60.07%	0 0.00%	367 60.07%
	No	244	39.93%	0 0.00%	244 39.93%
	Cast Votes:	611	98.39%	0 0.00%	611 98.39%
<b>INITIATIVE MEASURE 912, Vote For 1</b>					
	Yes	252	42.28%	0 0.00%	252 42.28%
	No	344	57.72%	0 0.00%	344 57.72%
	Cast Votes:	596	95.97%	0 0.00%	596 95.97%
<b>INITIATIVE MEASURE 330, Vote For 1</b>					
	Yes	312	52.26%	0 0.00%	312 52.26%
	No	285	47.74%	0 0.00%	285 47.74%
	Cast Votes:	597	96.14%	0 0.00%	597 96.14%
<b>INITIATIVE MEASURE 336, Vote For 1</b>					
	Yes	219	37.06%	0 0.00%	219 37.06%
	No	372	62.94%	0 0.00%	372 62.94%
	Cast Votes:	591	95.17%	0 0.00%	591 95.17%
<b>SENATE JOINT RESOLUTION 8207, Vote For 1</b>					
	Approved	388	70.80%	0 0.00%	388 70.80%
	Rejected	160	29.20%	0 0.00%	160 29.20%
	Cast Votes:	548	88.24%	0 0.00%	548 88.24%
<b>CITY OF ANACORTES MAYOR, Vote For 1</b>					
	H. DEAN MAXWELL	464	76.07%	0 0.00%	464 76.07%
	KEVIN MCKEOWN	146	23.93%	0 0.00%	146 23.93%
	Write-in (W)	0	0.00%	0 0.00%	0 0.00%
	Cast Votes:	610	98.23%	0 0.00%	610 98.23%
<b>CITY OF ANACORTES , COUNCIL AT LARGE POSITION 4, Vote For 1</b>					
	BRIAN E. GEER	267	47.42%	0 0.00%	267 47.42%
	HAROLD "BUD" ROCK	296	52.58%	0 0.00%	296 52.58%
	Write-in (W)	0	0.00%	0 0.00%	0 0.00%
	Cast Votes:	563	90.66%	0 0.00%	563 90.66%
<b>CITY OF ANACORTES , COUNCIL AT LARGE POSITION 5, Vote For 1</b>					
	CYNTHIA RICHARDSON	455	100.00%	0 0.00%	455 100.00%
	Write-in (W)	0	0.00%	0 0.00%	0 0.00%
	Cast Votes:	455	73.27%	0 0.00%	455 73.27%


 200511290178  
 Skagit County Auditor  
 11/29/2005 Page 192 of 290 3:04PM

2005 General Election

Precinct Report — Official  
OFFICIAL BALLOT — SKAGIT COUNTY, WASHINGTON — November 08, 2005

Page 156 of 253

11/29/2005 12:17 PM

Precincts Reporting 116 of 116 = 100.00%

Total Number of Voters : 38,599 of 60,859 = 63.42%

Party	Candidate	Early	Election	Total
-------	-----------	-------	----------	-------

Precinct 211 Ana 11 (Ballots Cast: 621)

CITY OF ANACORTES , COUNCIL AT LARGE POSITION 6, Vote For 1

BILL TURNER	378	70.92%	0	0.00%	378	70.92%
MARILYN OSHIRO	155	29.08%	0	0.00%	155	29.08%
Write-in (W)	0	0.00%	0	0.00%	0	0.00%
Cast Votes:	533	85.83%	0	0.00%	533	85.83%

CITY OF ANACORTES , COUNCIL AT LARGE POSITION 7, Vote For 1

BOB LINDER	153	27.72%	0	0.00%	153	27.72%
ERICA PICKETT	399	72.28%	0	0.00%	399	72.28%
Write-in (W)	0	0.00%	0	0.00%	0	0.00%
Cast Votes:	552	88.89%	0	0.00%	552	88.89%

FIDALGO POOL AND FITNESS CENTER DISTRICT, COMMISSIONER POSITION 3, Vote For 1

KATHRYN ESPINOZA	212	48.96%	0	0.00%	212	48.96%
PAMELA R. LAMBETH	221	51.04%	0	0.00%	221	51.04%
Write-in (W)	0	0.00%	0	0.00%	0	0.00%
Cast Votes:	433	69.73%	0	0.00%	433	69.73%

FIDALGO POOL AND FITNESS CENTER DISTRICT, COMMISSIONER POSITION 5, Vote For 1

ANDREW OLSON	273	60.80%	0	0.00%	273	60.80%
ROSEMARY YOUNG NELSON	176	39.20%	0	0.00%	176	39.20%
Write-in (W)	0	0.00%	0	0.00%	0	0.00%
Cast Votes:	449	72.30%	0	0.00%	449	72.30%

HOSPITAL DISTRICT No. 2, COMMISSIONER POSITION 1, Vote For 1

JAN M. IVERSEN	295	55.87%	0	0.00%	295	55.87%
BOYD VEER	233	44.13%	0	0.00%	233	44.13%
Write-in (W)	0	0.00%	0	0.00%	0	0.00%
Cast Votes:	528	85.02%	0	0.00%	528	85.02%

PORT OF ANACORTES, COMMISSIONER DISTRICT 1, Vote For 1


RAY NIVER	252	52.17%	0	0.00%	252	52.17%
Write-in (W)	0	0.00%	0	0.00%	0	0.00%
Anni Brogan (W)	231	47.83%	0	0.00%	231	47.83%
Cast Votes:	483	77.78%	0	0.00%	483	77.78%

PORT OF ANACORTES, COMMISSIONER DISTRICT 2, Vote For 1

BILL SHORT	316	58.41%	0	0.00%	316	58.41%
JAMES TAYLOR	225	41.59%	0	0.00%	225	41.59%
Write-in (W)	0	0.00%	0	0.00%	0	0.00%
Cast Votes:	541	87.12%	0	0.00%	541	87.12%

PORT OF ANACORTES, COMMISSIONER DISTRICT 4, TWO YEAR UNEXPIRED TERM, Vote For 1

PAT D. MOONEY	368	66.07%	0	0.00%	368	66.07%
BRIAN R. WETCHER	189	33.93%	0	0.00%	189	33.93%
Write-in (W)	0	0.00%	0	0.00%	0	0.00%
Cast Votes:	557	89.69%	0	0.00%	557	89.69%

  
 200511290178  
 Skagit County Auditor  
 11/29/2005 Page 193 of 290 3:04PM

2005 General Election

Precinct Report — Official  
 OFFICIAL BALLOT — SKAGIT COUNTY, WASHINGTON — November 08, 2005

Total Number of Voters : 38,599 of 60,859 = 63.42%

Precincts Reporting 116 of 116 = 100.00%

Party	Candidate	Early	Election	Total
-------	-----------	-------	----------	-------

Precinct 211 Ana 11 (Ballots Cast: 621)

PORT OF ANACORTES, COMMISSIONER DISTRICT 5, Vote For 1

BARBARA D. STEPHAN	226	43.05%	0	0.00%	226	43.05%
KEITH RUBIN	299	56.95%	0	0.00%	299	56.95%
Write-in (W)	0	0.00%	0	0.00%	0	0.00%
Cast Votes:	525	84.54%	0	0.00%	525	84.54%

ANACORTES SCHOOL DISTRICT 103, DIRECTOR, POSITION 1, Vote For 1

MITCH EVERTON	403	100.00%	0	0.00%	403	100.00%
Write-in (W)	0	0.00%	0	0.00%	0	0.00%
Cast Votes:	403	64.90%	0	0.00%	403	64.90%

ANACORTES SCHOOL DISTRICT 103, DIRECTOR, POSITION 2, Vote For 1

KRIS LYTTON	259	57.05%	0	0.00%	259	57.05%
NANCY MURPHY	195	42.95%	0	0.00%	195	42.95%
Write-in (W)	0	0.00%	0	0.00%	0	0.00%
Cast Votes:	454	73.11%	0	0.00%	454	73.11%

200511290178  
 Skagit County Auditor

11/29/2005 Page 194 of 290 3:04PM

2005 General Election

Precinct Report — Official  
OFFICIAL BALLOT — SKAGIT COUNTY, WASHINGTON — November 08, 2005

Page 158 of 253

11/29/2005 12:17 PM

Precincts Reporting 116 of 116 = 100.00%

Total Number of Voters : 38,599 of 60,859 = 63.42%

Party	Candidate	Early	Election	Total
-------	-----------	-------	----------	-------

Precinct 217 Ana 17 (Ballots Cast: 775)

INITIATIVE MEASURE 900, Vote For 1

Yes	366	50.00%	0	0.00%	366	50.00%
No	366	50.00%	0	0.00%	366	50.00%
Cast Votes:	732	94.45%	0	0.00%	732	94.45%

INITIATIVE MEASURE 901, Vote For 1

Yes	478	62.40%	0	0.00%	478	62.40%
No	288	37.60%	0	0.00%	288	37.60%
Cast Votes:	766	98.84%	0	0.00%	766	98.84%

INITIATIVE MEASURE 912, Vote For 1

Yes	307	40.45%	0	0.00%	307	40.45%
No	452	59.55%	0	0.00%	452	59.55%
Cast Votes:	759	97.94%	0	0.00%	759	97.94%

INITIATIVE MEASURE 330, Vote For 1

Yes	303	40.19%	0	0.00%	303	40.19%
No	451	59.81%	0	0.00%	451	59.81%
Cast Votes:	754	97.29%	0	0.00%	754	97.29%

INITIATIVE MEASURE 336, Vote For 1

Yes	305	40.61%	0	0.00%	305	40.61%
No	446	59.39%	0	0.00%	446	59.39%
Cast Votes:	751	96.90%	0	0.00%	751	96.90%

SENATE JOINT RESOLUTION 8207, Vote For 1

Approved	505	73.08%	0	0.00%	505	73.08%
Rejected	186	26.92%	0	0.00%	186	26.92%
Cast Votes:	691	89.16%	0	0.00%	691	89.16%

CITY OF ANACORTES MAYOR, Vote For 1

H. DEAN MAXWELL	501	66.53%	0	0.00%	501	66.53%
KEVIN MCKEOWN	252	33.47%	0	0.00%	252	33.47%
Write-in (W)	0	0.00%	0	0.00%	0	0.00%
Cast Votes:	753	97.16%	0	0.00%	753	97.16%

CITY OF ANACORTES , COUNCIL AT LARGE POSITION 4, Vote For 1

BRIAN E. GEER	348	50.51%	0	0.00%	348	50.51%
HAROLD "BUD" ROCK	341	49.49%	0	0.00%	341	49.49%
Write-in (W)	0	0.00%	0	0.00%	0	0.00%
Cast Votes:	689	88.90%	0	0.00%	689	88.90%

CITY OF ANACORTES , COUNCIL AT LARGE POSITION 5, Vote For 1

CYNTHIA RICHARDSON	567	100.00%	0	0.00%	567	100.00%
Write-in (W)	0	0.00%	0	0.00%	0	0.00%
Cast Votes:	567	73.16%	0	0.00%	567	73.16%



200511290178  
Skagit County Auditor

11/29/2005 Page 195 of 290 3:04PM

2005 General Election

Precinct Report — Official  
 OFFICIAL BALLOT — SKAGIT COUNTY, WASHINGTON — November 08, 2005

Page 159 of 253

11/29/2005 12:17 PM

Precincts Reporting 116 of 116 = 100.00%

Total Number of Voters : 38,599 of 60,859 = 63.42%

Party	Candidate	Early	Election	Total
<b>Precinct 217 Ana 17 (Ballots Cast: 775)</b>				
<b>CITY OF ANACORTES , COUNCIL AT LARGE POSITION 6, Vote For 1</b>				
	BILL TURNER	463 72.68%	0 0.00%	463 72.68%
	MARILYN OSHIRO	174 27.32%	0 0.00%	174 27.32%
	Write-in (W)	0 0.00%	0 0.00%	0 0.00%
	Cast Votes:	637 82.19%	0 0.00%	637 82.19%
<b>CITY OF ANACORTES , COUNCIL AT LARGE POSITION 7, Vote For 1</b>				
	BOB LINDER	175 26.04%	0 0.00%	175 26.04%
	ERICA PICKETT	497 73.96%	0 0.00%	497 73.96%
	Write-in (W)	0 0.00%	0 0.00%	0 0.00%
	Cast Votes:	672 86.71%	0 0.00%	672 86.71%
<b>FIDALGO POOL AND FITNESS CENTER DISTRICT, COMMISSIONER POSITION 3, Vote For 1</b>				
	KATHRYN ESPINOZA	228 45.97%	0 0.00%	228 45.97%
	PAMELA R. LAMBETH	268 54.03%	0 0.00%	268 54.03%
	Write-in (W)	0 0.00%	0 0.00%	0 0.00%
	Cast Votes:	496 64.00%	0 0.00%	496 64.00%
<b>FIDALGO POOL AND FITNESS CENTER DISTRICT, COMMISSIONER POSITION 5, Vote For 1</b>				
	ANDREW OLSON	293 55.60%	0 0.00%	293 55.60%
	ROSEMARY YOUNG NELSON	234 44.40%	0 0.00%	234 44.40%
	Write-in (W)	0 0.00%	0 0.00%	0 0.00%
	Cast Votes:	527 68.00%	0 0.00%	527 68.00%
<b>HOSPITAL DISTRICT No. 2, COMMISSIONER POSITION 1, Vote For 1</b>				
	JAN M. IVERSEN	365 57.39%	0 0.00%	365 57.39%
	BOYD VEER	271 42.61%	0 0.00%	271 42.61%
	Write-in (W)	0 0.00%	0 0.00%	0 0.00%
	Cast Votes:	636 82.06%	0 0.00%	636 82.06%
<b>PORT OF ANACORTES, COMMISSIONER DISTRICT 1, Vote For 1</b>				
	RAY NIVER	294 50.34%	0 0.00%	294 50.34%
	Write-in (W)	0 0.00%	0 0.00%	0 0.00%
	Anni Brogan (W)	290 49.66%	0 0.00%	290 49.66%
	Cast Votes:	584 75.35%	0 0.00%	584 75.35%
<b>PORT OF ANACORTES, COMMISSIONER DISTRICT 2, Vote For 1</b>				
	BILL SHORT	382 58.95%	0 0.00%	382 58.95%
	JAMES TAYLOR	266 41.05%	0 0.00%	266 41.05%
	Write-in (W)	0 0.00%	0 0.00%	0 0.00%
	Cast Votes:	648 83.61%	0 0.00%	648 83.61%
<b>PORT OF ANACORTES, COMMISSIONER DISTRICT 4, TWO YEAR UNEXPIRED TERM, Vote For 1</b>				
	PAT D. MOONEY	427 62.24%	0 0.00%	427 62.24%
	BRIAN R. WETCHER	259 37.76%	0 0.00%	259 37.76%
	Write-in (W)	0 0.00%	0 0.00%	0 0.00%
	Cast Votes:	686 88.52%	0 0.00%	686 88.52%

200511290178  
 Skagit County Auditor  
 11/29/2005 Page 196 of 290 3:04PM



Total Number of Voters : 38,599 of 60,859 = 63.42%

Precincts Reporting 116 of 116 = 100.00%

Party	Candidate	Early	Election	Total
-------	-----------	-------	----------	-------

**Precinct 217 Ana 17 (Ballots Cast: 775)**

**PORT OF ANACORTES, COMMISSIONER DISTRICT 5, Vote For 1**

BARBARA D. STEPHAN	254	40.45%	0	0.00%	254	40.45%
KEITH RUBIN	374	59.55%	0	0.00%	374	59.55%
Write-in (W)	0	0.00%	0	0.00%	0	0.00%
Cast Votes:	628	81.03%	0	0.00%	628	81.03%

**ANACORTES SCHOOL DISTRICT 103, DIRECTOR, POSITION 1, Vote For 1**

MITCH EVERTON	507	100.00%	0	0.00%	507	100.00%
Write-in (W)	0	0.00%	0	0.00%	0	0.00%
Cast Votes:	507	65.42%	0	0.00%	507	65.42%

**ANACORTES SCHOOL DISTRICT 103, DIRECTOR, POSITION 2, Vote For 1**

KRIS LYTTON	321	55.92%	0	0.00%	321	55.92%
NANCY MURPHY	253	44.08%	0	0.00%	253	44.08%
Write-in (W)	0	0.00%	0	0.00%	0	0.00%
Cast Votes:	574	74.06%	0	0.00%	574	74.06%



200511290178

Skagit County Auditor

11/29/2005 Page 197 of 290 3:04PM

2005 General Election

Precinct Report — Official  
 OFFICIAL BALLOT — SKAGIT COUNTY, WASHINGTON — November 08, 2005

Total Number of Voters : 38,599 of 60,859 = 63.42%

Party	Candidate	Early	Election	Total	
<b>Precinct 220 Ana 20 (Ballots Cast: 739)</b>					
<b>INITIATIVE MEASURE 900, Vote For 1</b>					
	Yes	388	55.67%	0 0.00%	388 55.67%
	No	309	44.33%	0 0.00%	309 44.33%
	Cast Votes:	697	94.32%	0 0.00%	697 94.32%
<b>INITIATIVE MEASURE 901, Vote For 1</b>					
	Yes	515	70.74%	0 0.00%	515 70.74%
	No	213	29.26%	0 0.00%	213 29.26%
	Cast Votes:	728	98.51%	0 0.00%	728 98.51%
<b>INITIATIVE MEASURE 912, Vote For 1</b>					
	Yes	334	46.26%	0 0.00%	334 46.26%
	No	388	53.74%	0 0.00%	388 53.74%
	Cast Votes:	722	97.70%	0 0.00%	722 97.70%
<b>INITIATIVE MEASURE 330, Vote For 1</b>					
	Yes	411	57.00%	0 0.00%	411 57.00%
	No	310	43.00%	0 0.00%	310 43.00%
	Cast Votes:	721	97.56%	0 0.00%	721 97.56%
<b>INITIATIVE MEASURE 336, Vote For 1</b>					
	Yes	253	35.53%	0 0.00%	253 35.53%
	No	459	64.47%	0 0.00%	459 64.47%
	Cast Votes:	712	96.35%	0 0.00%	712 96.35%
<b>SENATE JOINT RESOLUTION 8207, Vote For 1</b>					
	Approved	429	68.42%	0 0.00%	429 68.42%
	Rejected	198	31.58%	0 0.00%	198 31.58%
	Cast Votes:	627	84.84%	0 0.00%	627 84.84%
<b>CITY OF ANACORTES MAYOR, Vote For 1</b>					
	H. DEAN MAXWELL	469	65.14%	0 0.00%	469 65.14%
	KEVIN MCKEOWN	251	34.86%	0 0.00%	251 34.86%
	Write-in (W)	0	0.00%	0 0.00%	0 0.00%
	Cast Votes:	720	97.43%	0 0.00%	720 97.43%
<b>CITY OF ANACORTES , COUNCIL AT LARGE POSITION 4, Vote For 1</b>					
	BRIAN E. GEER	360	56.78%	0 0.00%	360 56.78%
	HAROLD "BUD" ROCK	274	43.22%	0 0.00%	274 43.22%
	Write-in (W)	0	0.00%	0 0.00%	0 0.00%
	Cast Votes:	634	85.79%	0 0.00%	634 85.79%
<b>CITY OF ANACORTES , COUNCIL AT LARGE POSITION 5, Vote For 1</b>					
	CYNTHIA RICHARDSON	544	100.00%	0 0.00%	544 100.00%
	Write-in (W)	0	0.00%	0 0.00%	0 0.00%
	Cast Votes:	544	73.61%	0 0.00%	544 73.61%



11/29/2005 Page 198 of 290 3:04PM

2005 General Election

Precinct Report — Official  
 OFFICIAL BALLOT — SKAGIT COUNTY, WASHINGTON — November 08, 2005

Page 162 of 253

11/29/2005 12:17 PM

Precincts Reporting 116 of 116 = 100.00%

Total Number of Voters : 38,599 of 60,859 = 63.42%

Party	Candidate	Early	Election	Total
-------	-----------	-------	----------	-------

Precinct 220 Ana 20 (Ballots Cast: 739)

CITY OF ANACORTES , COUNCIL AT LARGE POSITION 6, Vote For 1

BILL TURNER	430	70.38%	0	0.00%	430	70.38%
MARILYN OSHIRO	181	29.62%	0	0.00%	181	29.62%
Write-in (W)	0	0.00%	0	0.00%	0	0.00%
<b>Cast Votes:</b>	<b>611</b>	<b>82.68%</b>	<b>0</b>	<b>0.00%</b>	<b>611</b>	<b>82.68%</b>

CITY OF ANACORTES , COUNCIL AT LARGE POSITION 7, Vote For 1

BOB LINDER	212	33.54%	0	0.00%	212	33.54%
ERICA PICKETT	420	66.46%	0	0.00%	420	66.46%
Write-in (W)	0	0.00%	0	0.00%	0	0.00%
<b>Cast Votes:</b>	<b>632</b>	<b>85.52%</b>	<b>0</b>	<b>0.00%</b>	<b>632</b>	<b>85.52%</b>

FIDALGO POOL AND FITNESS CENTER DISTRICT, COMMISSIONER POSITION 3, Vote For 1

KATHRYN ESPINOZA	222	46.15%	0	0.00%	222	46.15%
PAMELA R. LAMBETH	259	53.85%	0	0.00%	259	53.85%
Write-in (W)	0	0.00%	0	0.00%	0	0.00%
<b>Cast Votes:</b>	<b>481</b>	<b>65.09%</b>	<b>0</b>	<b>0.00%</b>	<b>481</b>	<b>65.09%</b>

FIDALGO POOL AND FITNESS CENTER DISTRICT, COMMISSIONER POSITION 5, Vote For 1

ANDREW OLSON	316	61.96%	0	0.00%	316	61.96%
ROSEMARY YOUNG NELSON	194	38.04%	0	0.00%	194	38.04%
Write-in (W)	0	0.00%	0	0.00%	0	0.00%
<b>Cast Votes:</b>	<b>510</b>	<b>69.01%</b>	<b>0</b>	<b>0.00%</b>	<b>510</b>	<b>69.01%</b>

HOSPITAL DISTRICT No. 2, COMMISSIONER POSITION 1, Vote For 1

JAN M. IVERSEN	347	58.32%	0	0.00%	347	58.32%
BOYD VEER	248	41.68%	0	0.00%	248	41.68%
Write-in (W)	0	0.00%	0	0.00%	0	0.00%
<b>Cast Votes:</b>	<b>595</b>	<b>80.51%</b>	<b>0</b>	<b>0.00%</b>	<b>595</b>	<b>80.51%</b>

PORT OF ANACORTES, COMMISSIONER DISTRICT 1, Vote For 1

RAY NIVER	283	48.05%	0	0.00%	283	48.05%
Write-in (W)	0	0.00%	0	0.00%	0	0.00%
Anni Brogan (W)	306	51.95%	0	0.00%	306	51.95%
<b>Cast Votes:</b>	<b>589</b>	<b>79.70%</b>	<b>0</b>	<b>0.00%</b>	<b>589</b>	<b>79.70%</b>

PORT OF ANACORTES, COMMISSIONER DISTRICT 2, Vote For 1

BILL SHORT	376	58.84%	0	0.00%	376	58.84%
JAMES TAYLOR	263	41.16%	0	0.00%	263	41.16%
Write-in (W)	0	0.00%	0	0.00%	0	0.00%
<b>Cast Votes:</b>	<b>639</b>	<b>86.47%</b>	<b>0</b>	<b>0.00%</b>	<b>639</b>	<b>86.47%</b>

PORT OF ANACORTES, COMMISSIONER DISTRICT 4, TWO YEAR UNEXPIRED TERM, Vote For 1

PAT D. MOONEY	418	64.11%	0	0.00%	418	64.11%
BRIAN R. WETCHER	234	35.89%	0	0.00%	234	35.89%
Write-in (W)	0	0.00%	0	0.00%	0	0.00%
<b>Cast Votes:</b>	<b>652</b>	<b>88.23%</b>	<b>0</b>	<b>0.00%</b>	<b>652</b>	<b>88.23%</b>



200511290178  
 Skagit County Auditor

11/29/2005 Page 199 of 290 3:04PM

2005 General Election

Precinct Report — Official  
 OFFICIAL BALLOT — SKAGIT COUNTY, WASHINGTON — November 08, 2005

Total Number of Voters : 38,599 of 60,859 = 63.42%

Precincts Reporting 116 of 116 = 100.00%

Party	Candidate	Early	Election	Total
<b>Precinct 220 Ana 20 (Ballots Cast: 739)</b>				
<b>PORT OF ANACORTES, COMMISSIONER DISTRICT 5, Vote For 1</b>				
	BARBARA D. STEPHAN	302 48.87%	0 0.00%	302 48.87%
	KEITH RUBIN	316 51.13%	0 0.00%	316 51.13%
	Write-in (W)	0 0.00%	0 0.00%	0 0.00%
	Cast Votes:	618 83.63%	0 0.00%	618 83.63%
<b>ANACORTES SCHOOL DISTRICT 103, DIRECTOR, POSITION 1, Vote For 1</b>				
	MITCH EVERTON	483 100.00%	0 0.00%	483 100.00%
	Write-in (W)	0 0.00%	0 0.00%	0 0.00%
	Cast Votes:	483 65.36%	0 0.00%	483 65.36%
<b>ANACORTES SCHOOL DISTRICT 103, DIRECTOR, POSITION 2, Vote For 1</b>				
	KRIS LYTTON	309 57.87%	0 0.00%	309 57.87%
	NANCY MURPHY	225 42.13%	0 0.00%	225 42.13%
	Write-in (W)	0 0.00%	0 0.00%	0 0.00%
	Cast Votes:	534 72.26%	0 0.00%	534 72.26%

200511290178  
 Skagit County Auditor  
 11/29/2005 Page 200 of 290 3:04PM

2005 General Election

Precinct Report — Official  
 OFFICIAL BALLOT — SKAGIT COUNTY, WASHINGTON — November 08, 2005


Page 164 of 253

11/29/2005 12:17 PM

Total Number of Voters : 38,599 of 60,859 = 63.42%

Precincts Reporting 116 of 116 = 100.00%

Party	Candidate	Early	Election	Total	
<b>Precinct 221 Ana 21 (Ballots Cast: 950)</b>					
<b>INITIATIVE MEASURE 900, Vote For 1</b>					
	Yes	494	55.32%	0 0.00%	494 55.32%
	No	399	44.68%	0 0.00%	399 44.68%
	Cast Votes:	893	94.00%	0 0.00%	893 94.00%
<b>INITIATIVE MEASURE 901, Vote For 1</b>					
	Yes	638	68.38%	0 0.00%	638 68.38%
	No	295	31.62%	0 0.00%	295 31.62%
	Cast Votes:	933	98.21%	0 0.00%	933 98.21%
<b>INITIATIVE MEASURE 912, Vote For 1</b>					
	Yes	427	45.82%	0 0.00%	427 45.82%
	No	505	54.18%	0 0.00%	505 54.18%
	Cast Votes:	932	98.11%	0 0.00%	932 98.11%
<b>INITIATIVE MEASURE 330, Vote For 1</b>					
	Yes	521	55.96%	0 0.00%	521 55.96%
	No	410	44.04%	0 0.00%	410 44.04%
	Cast Votes:	931	98.00%	0 0.00%	931 98.00%
<b>INITIATIVE MEASURE 336, Vote For 1</b>					
	Yes	352	38.22%	0 0.00%	352 38.22%
	No	569	61.78%	0 0.00%	569 61.78%
	Cast Votes:	921	96.95%	0 0.00%	921 96.95%
<b>SENATE JOINT RESOLUTION 8207, Vote For 1</b>					
	Approved	602	72.62%	0 0.00%	602 72.62%
	Rejected	227	27.38%	0 0.00%	227 27.38%
	Cast Votes:	829	87.26%	0 0.00%	829 87.26%
<b>CITY OF ANACORTES MAYOR, Vote For 1</b>					
	H. DEAN MAXWELL	528	56.29%	0 0.00%	528 56.29%
	KEVIN MCKEOWN	410	43.71%	0 0.00%	410 43.71%
	Write-in (W)	0	0.00%	0 0.00%	0 0.00%
	Cast Votes:	938	98.74%	0 0.00%	938 98.74%
<b>CITY OF ANACORTES , COUNCIL AT LARGE POSITION 4, Vote For 1</b>					
	BRIAN E. GEER	482	58.64%	0 0.00%	482 58.64%
	HAROLD "BUD" ROCK	340	41.36%	0 0.00%	340 41.36%
	Write-in (W)	0	0.00%	0 0.00%	0 0.00%
	Cast Votes:	822	86.53%	0 0.00%	822 86.53%
<b>CITY OF ANACORTES , COUNCIL AT LARGE POSITION 5, Vote For 1</b>					
	CYNTHIA RICHARDSON	689	100.00%	0 0.00%	689 100.00%
	Write-in (W)	0	0.00%	0 0.00%	0 0.00%
	Cast Votes:	689	72.53%	0 0.00%	689 72.53%



200511290178  
 Skagit County Auditor

11/29/2005 Page 201 of 290 3:04PM

2005 General Election

Precinct Report — Official  
 OFFICIAL BALLOT — SKAGIT COUNTY, WASHINGTON — November 08, 2005

Page 165 of 253

11/29/2005 12:17 PM

Total Number of Voters : 38,599 of 60,859 = 63.42%

Precincts Reporting 116 of 116 = 100.00%

Party	Candidate	Early	Election	Total	
<b>Precinct 221 Ana 21 (Ballots Cast: 950)</b>					
<b>CITY OF ANACORTES , COUNCIL AT LARGE POSITION 6, Vote For 1</b>					
	BILL TURNER	532	65.28%	0 0.00%	532 65.28%
	MARILYN OSHIRO	283	34.72%	0 0.00%	283 34.72%
	Write-in (W)	0	0.00%	0 0.00%	0 0.00%
	Cast Votes:	815	85.79%	0 0.00%	815 85.79%
<b>CITY OF ANACORTES , COUNCIL AT LARGE POSITION 7, Vote For 1</b>					
	BOB LINDER	327	40.02%	0 0.00%	327 40.02%
	ERICA PICKETT	490	59.98%	0 0.00%	490 59.98%
	Write-in (W)	0	0.00%	0 0.00%	0 0.00%
	Cast Votes:	817	86.00%	0 0.00%	817 86.00%
<b>FIDALGO POOL AND FITNESS CENTER DISTRICT, COMMISSIONER POSITION 3, Vote For 1</b>					
	KATHRYN ESPINOZA	283	46.39%	0 0.00%	283 46.39%
	PAMELA R. LAMBETH	327	53.61%	0 0.00%	327 53.61%
	Write-in (W)	0	0.00%	0 0.00%	0 0.00%
	Cast Votes:	610	64.21%	0 0.00%	610 64.21%
<b>FIDALGO POOL AND FITNESS CENTER DISTRICT, COMMISSIONER POSITION 5, Vote For 1</b>					
	ANDREW OLSON	437	69.04%	0 0.00%	437 69.04%
	ROSEMARY YOUNG NELSON	196	30.96%	0 0.00%	196 30.96%
	Write-in (W)	0	0.00%	0 0.00%	0 0.00%
	Cast Votes:	633	66.63%	0 0.00%	633 66.63%
<b>HOSPITAL DISTRICT No. 2, COMMISSIONER POSITION 1, Vote For 1</b>					
	JAN M. IVERSEN	439	58.53%	0 0.00%	439 58.53%
	BOYD VEER	311	41.47%	0 0.00%	311 41.47%
	Write-in (W)	0	0.00%	0 0.00%	0 0.00%
	Cast Votes:	750	78.95%	0 0.00%	750 78.95%
<b>PORT OF ANACORTES, COMMISSIONER DISTRICT 1, Vote For 1</b>					
	RAY NIVER	564	67.46%	0 0.00%	564 67.46%
	Write-in (W)	0	0.00%	0 0.00%	0 0.00%
	Anni Brogan (W)	272	32.54%	0 0.00%	272 32.54%
	Cast Votes:	836	88.00%	0 0.00%	836 88.00%
<b>PORT OF ANACORTES, COMMISSIONER DISTRICT 2, Vote For 1</b>					
	BILL SHORT	366	43.47%	0 0.00%	366 43.47%
	JAMES TAYLOR	476	56.53%	0 0.00%	476 56.53%
	Write-in (W)	0	0.00%	0 0.00%	0 0.00%
	Cast Votes:	842	88.63%	0 0.00%	842 88.63%
<b>PORT OF ANACORTES, COMMISSIONER DISTRICT 4, TWO YEAR UNEXPIRED TERM, Vote For 1</b>					
	PAT D. MOONEY	362	41.51%	0 0.00%	362 41.51%
	BRIAN R. WETCHER	510	58.49%	0 0.00%	510 58.49%
	Write-in (W)	0	0.00%	0 0.00%	0 0.00%
	Cast Votes:	872	91.79%	0 0.00%	872 91.79%

200511290178  
 Skagit County Auditor  
 11/29/2005 Page 202 of 290 3:04PM

2005 General Election

Precinct Report — Official  
 OFFICIAL BALLOT — SKAGIT COUNTY, WASHINGTON — November 08, 2005


Page 166 of 253

11/29/2005 12:17 PM

Total Number of Voters : 38,599 of 60,859 = 63.42%

Precincts Reporting 116 of 116 = 100.00%

Party	Candidate	Early	Election	Total
<b>Precinct 221 Ana 21 (Ballots Cast: 950)</b>				
<b>PORT OF ANACORTES, COMMISSIONER DISTRICT 5, Vote For 1</b>				
	BARBARA D. STEPHAN	282 34.77%	0 0.00%	282 34.77%
	KEITH RUBIN	529 65.23%	0 0.00%	529 65.23%
	Write-in (W)	0 0.00%	0 0.00%	0 0.00%
	Cast Votes:	811 85.37%	0 0.00%	811 85.37%
<b>ANACORTES SCHOOL DISTRICT 103, DIRECTOR, POSITION 1, Vote For 1</b>				
	MITCH EVERTON	624 100.00%	0 0.00%	624 100.00%
	Write-in (W)	0 0.00%	0 0.00%	0 0.00%
	Cast Votes:	624 65.68%	0 0.00%	624 65.68%
<b>ANACORTES SCHOOL DISTRICT 103, DIRECTOR, POSITION 2, Vote For 1</b>				
	KRIS LYTTON	402 57.59%	0 0.00%	402 57.59%
	NANCY MURPHY	296 42.41%	0 0.00%	296 42.41%
	Write-in (W)	0 0.00%	0 0.00%	0 0.00%
	Cast Votes:	698 73.47%	0 0.00%	698 73.47%

  
 200511290178  
 Skagit County Auditor  
 11/29/2005 Page 203 of 290 3:04PM

2005 General Election

Precinct Report — Official  
 OFFICIAL BALLOT — SKAGIT COUNTY, WASHINGTON — November 08, 2005

Page 167 of 253

11/29/2005 12:17 PM

Total Number of Voters : 38,599 of 60,859 = 63.42%

Precincts Reporting 116 of 116 = 100.00%

Party	Candidate	Early	Election	Total
-------	-----------	-------	----------	-------

Precinct 222 Ana 22 (Ballots Cast: 616)

INITIATIVE MEASURE 900, Vote For 1

Yes	298	52.74%	0	0.00%	298	52.74%
No	267	47.26%	0	0.00%	267	47.26%

Cast Votes: 565 91.72% 0 0.00% 565 91.72%

INITIATIVE MEASURE 901, Vote For 1

Yes	431	71.36%	0	0.00%	431	71.36%
No	173	28.64%	0	0.00%	173	28.64%

Cast Votes: 604 98.05% 0 0.00% 604 98.05%

INITIATIVE MEASURE 912, Vote For 1

Yes	277	46.32%	0	0.00%	277	46.32%
No	321	53.68%	0	0.00%	321	53.68%

Cast Votes: 598 97.08% 0 0.00% 598 97.08%

INITIATIVE MEASURE 330, Vote For 1

Yes	312	52.70%	0	0.00%	312	52.70%
No	280	47.30%	0	0.00%	280	47.30%

Cast Votes: 592 96.10% 0 0.00% 592 96.10%

INITIATIVE MEASURE 336, Vote For 1

Yes	199	33.84%	0	0.00%	199	33.84%
No	389	66.16%	0	0.00%	389	66.16%

Cast Votes: 588 95.45% 0 0.00% 588 95.45%

SENATE JOINT RESOLUTION 8207, Vote For 1

Approved	386	73.38%	0	0.00%	386	73.38%
Rejected	140	26.62%	0	0.00%	140	26.62%

Cast Votes: 526 85.39% 0 0.00% 526 85.39%

CITY OF ANACORTES MAYOR, Vote For 1

H. DEAN MAXWELL	354	58.61%	0	0.00%	354	58.61%
KEVIN MCKEOWN	250	41.39%	0	0.00%	250	41.39%
Write-in (W)	0	0.00%	0	0.00%	0	0.00%

Cast Votes: 604 98.05% 0 0.00% 604 98.05%

CITY OF ANACORTES , COUNCIL AT LARGE POSITION 4, Vote For 1

BRIAN E. GEER	311	59.13%	0	0.00%	311	59.13%
HAROLD "BUD" ROCK	215	40.87%	0	0.00%	215	40.87%
Write-in (W)	0	0.00%	0	0.00%	0	0.00%

Cast Votes: 526 85.39% 0 0.00% 526 85.39%

CITY OF ANACORTES , COUNCIL AT LARGE POSITION 5, Vote For 1

CYNTHIA RICHARDSON	452	100.00%	0	0.00%	452	100.00%
Write-in (W)	0	0.00%	0	0.00%	0	0.00%

Cast Votes: 452 73.38% 0 0.00% 452 73.38%



200511290178  
 Skagit County Auditor

11/29/2005 Page 204 of 290 3:04PM



2005 General Election

Precinct Report — Official  
 OFFICIAL BALLOT — SKAGIT COUNTY, WASHINGTON — November 08, 2005

Page 168 of 253

11/29/2005 12:17 PM

Precincts Reporting 116 of 116 = 100.00%

Total Number of Voters : 38,599 of 60,859 = 63.42%

Party	Candidate	Early	Election	Total
<b>Precinct 222 Ana 22 (Ballots Cast: 616)</b>				
<b>CITY OF ANACORTES , COUNCIL AT LARGE POSITION 6, Vote For 1</b>				
	BILL TURNER	356 70.08%	0 0.00%	356 70.08%
	MARILYN OSHIRO	152 29.92%	0 0.00%	152 29.92%
	Write-in (W)	0 0.00%	0 0.00%	0 0.00%
	Cast Votes:	508 82.47%	0 0.00%	508 82.47%
<b>CITY OF ANACORTES , COUNCIL AT LARGE POSITION 7, Vote For 1</b>				
	BOB LINDER	223 42.48%	0 0.00%	223 42.48%
	ERICA PICKETT	302 57.52%	0 0.00%	302 57.52%
	Write-in (W)	0 0.00%	0 0.00%	0 0.00%
	Cast Votes:	525 85.23%	0 0.00%	525 85.23%
<b>FIDALGO POOL AND FITNESS CENTER DISTRICT, COMMISSIONER POSITION 3, Vote For 1</b>				
	KATHRYN ESPINOZA	202 51.01%	0 0.00%	202 51.01%
	PAMELA R. LAMBETH	194 48.99%	0 0.00%	194 48.99%
	Write-in (W)	0 0.00%	0 0.00%	0 0.00%
	Cast Votes:	396 64.29%	0 0.00%	396 64.29%
<b>FIDALGO POOL AND FITNESS CENTER DISTRICT, COMMISSIONER POSITION 5, Vote For 1</b>				
	ANDREW OLSON	266 63.64%	0 0.00%	266 63.64%
	ROSEMARY YOUNG NELSON	152 36.36%	0 0.00%	152 36.36%
	Write-in (W)	0 0.00%	0 0.00%	0 0.00%
	Cast Votes:	418 67.86%	0 0.00%	418 67.86%
<b>HOSPITAL DISTRICT No. 2, COMMISSIONER POSITION 1, Vote For 1</b>				
	JAN M. IVERSEN	269 53.06%	0 0.00%	269 53.06%
	BOYD VEER	238 46.94%	0 0.00%	238 46.94%
	Write-in (W)	0 0.00%	0 0.00%	0 0.00%
	Cast Votes:	507 82.31%	0 0.00%	507 82.31%
<b>PORT OF ANACORTES, COMMISSIONER DISTRICT 1, Vote For 1</b>				
	RAY NIVER	248 49.21%	0 0.00%	248 49.21%
	Write-in (W)	0 0.00%	0 0.00%	0 0.00%
	Anni Brogan (W)	256 50.79%	0 0.00%	256 50.79%
	Cast Votes:	504 81.82%	0 0.00%	504 81.82%
<b>PORT OF ANACORTES, COMMISSIONER DISTRICT 2, Vote For 1</b>				
	BILL SHORT	265 53.00%	0 0.00%	265 53.00%
	JAMES TAYLOR	235 47.00%	0 0.00%	235 47.00%
	Write-in (W)	0 0.00%	0 0.00%	0 0.00%
	Cast Votes:	500 81.17%	0 0.00%	500 81.17%
<b>PORT OF ANACORTES, COMMISSIONER DISTRICT 4, TWO YEAR UNEXPIRED TERM, Vote For 1</b>				
	PAT D. MOONEY	324 60.11%	0 0.00%	324 60.11%
	BRIAN R. WETCHER	215 39.89%	0 0.00%	215 39.89%
	Write-in (W)	0 0.00%	0 0.00%	0 0.00%
	Cast Votes:	539 87.50%	0 0.00%	539 87.50%

200511290178  
 Skagit County Auditor  
 11/29/2005 Page 205 of 290 3:04PM

2005 General Election

Precinct Report — Official  
 OFFICIAL BALLOT — SKAGIT COUNTY, WASHINGTON — November 08, 2005

Page 169 of 253

11/29/2005 12:17 PM

Precincts Reporting 116 of 116 = 100.00%

Total Number of Voters : 38,599 of 60,859 = 63.42%

Party	Candidate	Early	Election	Total
-------	-----------	-------	----------	-------

Precinct 222 Ana 22 (Ballots Cast: 616)

PORT OF ANACORTES, COMMISSIONER DISTRICT 5, Vote For 1							
	BARBARA D. STEPHAN	208	42.36%	0	0.00%	208	42.36%
	KEITH RUBIN	283	57.64%	0	0.00%	283	57.64%
	Write-in (W)	0	0.00%	0	0.00%	0	0.00%
Cast Votes:		491	79.71%	0	0.00%	491	79.71%
ANACORTES SCHOOL DISTRICT 103, DIRECTOR, POSITION 1, Vote For 1							
	MITCH EVERTON	410	100.00%	0	0.00%	410	100.00%
	Write-in (W)	0	0.00%	0	0.00%	0	0.00%
Cast Votes:		410	66.56%	0	0.00%	410	66.56%
ANACORTES SCHOOL DISTRICT 103, DIRECTOR, POSITION 2, Vote For 1							
	KRIS LYTTON	282	61.71%	0	0.00%	282	61.71%
	NANCY MURPHY	175	38.29%	0	0.00%	175	38.29%
	Write-in (W)	0	0.00%	0	0.00%	0	0.00%
Cast Votes:		457	74.19%	0	0.00%	457	74.19%



200511290178  
 Skagit County Auditor  
 11/29/2005 Page 206 of 290 3:04PM

2005 General Election

Precinct Report — Official  
OFFICIAL BALLOT — SKAGIT COUNTY, WASHINGTON — November 08, 2005

Page 170 of 253

11/29/2005 12:17 PM

Precincts Reporting 116 of 116 = 100.00%

Total Number of Voters : 38,599 of 60,859 = 63.42%

Party	Candidate	Early	Election	Total	
<b>Precinct 224 Ana 24 (Ballots Cast: 972)</b>					
<b>INITIATIVE MEASURE 900, Vote For 1</b>					
	Yes	519	56.85%	0 0.00%	519 56.85%
	No	394	43.15%	0 0.00%	394 43.15%
	Cast Votes:	913	93.93%	0 0.00%	913 93.93%
<b>INITIATIVE MEASURE 901, Vote For 1</b>					
	Yes	646	67.71%	0 0.00%	646 67.71%
	No	308	32.29%	0 0.00%	308 32.29%
	Cast Votes:	954	98.15%	0 0.00%	954 98.15%
<b>INITIATIVE MEASURE 912, Vote For 1</b>					
	Yes	435	45.60%	0 0.00%	435 45.60%
	No	519	54.40%	0 0.00%	519 54.40%
	Cast Votes:	954	98.15%	0 0.00%	954 98.15%
<b>INITIATIVE MEASURE 330, Vote For 1</b>					
	Yes	541	56.71%	0 0.00%	541 56.71%
	No	413	43.29%	0 0.00%	413 43.29%
	Cast Votes:	954	98.15%	0 0.00%	954 98.15%
<b>INITIATIVE MEASURE 336, Vote For 1</b>					
	Yes	280	29.60%	0 0.00%	280 29.60%
	No	666	70.40%	0 0.00%	666 70.40%
	Cast Votes:	946	97.33%	0 0.00%	946 97.33%
<b>SENATE JOINT RESOLUTION 8207, Vote For 1</b>					
	Approved	586	69.02%	0 0.00%	586 69.02%
	Rejected	263	30.98%	0 0.00%	263 30.98%
	Cast Votes:	849	87.35%	0 0.00%	849 87.35%
<b>CITY OF ANACORTES MAYOR, Vote For 1</b>					
	H. DEAN MAXWELL	561	59.18%	0 0.00%	561 59.18%
	KEVIN MCKEOWN	387	40.82%	0 0.00%	387 40.82%
	Write-in (W)	0	0.00%	0 0.00%	0 0.00%
	Cast Votes:	948	97.53%	0 0.00%	948 97.53%
<b>CITY OF ANACORTES , COUNCIL AT LARGE POSITION 4, Vote For 1</b>					
	BRIAN E. GEER	480	59.70%	0 0.00%	480 59.70%
	HAROLD "BUD" ROCK	324	40.30%	0 0.00%	324 40.30%
	Write-in (W)	0	0.00%	0 0.00%	0 0.00%
	Cast Votes:	804	82.72%	0 0.00%	804 82.72%
<b>CITY OF ANACORTES , COUNCIL AT LARGE POSITION 5, Vote For 1</b>					
	CYNTHIA RICHARDSON	673	100.00%	0 0.00%	673 100.00%
	Write-in (W)	0	0.00%	0 0.00%	0 0.00%
	Cast Votes:	673	69.24%	0 0.00%	673 69.24%



11/29/2005 Page 207 of 290 3:04PM

2005 General Election

Precinct Report — Official  
 OFFICIAL BALLOT — SKAGIT COUNTY, WASHINGTON — November 08, 2005

Page 171 of 253

11/29/2005 12:17 PM

Total Number of Voters : 38,599 of 60,859 = 63.42%

Precincts Reporting 116 of 116 = 100.00%

Party	Candidate	Early	Election	Total
<b>Precinct 224 Ana 24 (Ballots Cast: 972)</b>				
<b>CITY OF ANACORTES , COUNCIL AT LARGE POSITION 6, Vote For 1</b>				
	BILL TURNER	516 65.90%	0 0.00%	516 65.90%
	MARILYN OSHIRO	267 34.10%	0 0.00%	267 34.10%
	Write-in (W)	0 0.00%	0 0.00%	0 0.00%
	Cast Votes:	783 80.56%	0 0.00%	783 80.56%
<b>CITY OF ANACORTES , COUNCIL AT LARGE POSITION 7, Vote For 1</b>				
	BOB LINDER	311 38.83%	0 0.00%	311 38.83%
	ERICA PICKETT	490 61.17%	0 0.00%	490 61.17%
	Write-in (W)	0 0.00%	0 0.00%	0 0.00%
	Cast Votes:	801 82.41%	0 0.00%	801 82.41%
<b>FIDALGO POOL AND FITNESS CENTER DISTRICT, COMMISSIONER POSITION 3, Vote For 1</b>				
	KATHRYN ESPINOZA	278 47.52%	0 0.00%	278 47.52%
	PAMELA R. LAMBETH	307 52.48%	0 0.00%	307 52.48%
	Write-in (W)	0 0.00%	0 0.00%	0 0.00%
	Cast Votes:	585 60.19%	0 0.00%	585 60.19%
<b>FIDALGO POOL AND FITNESS CENTER DISTRICT, COMMISSIONER POSITION 5, Vote For 1</b>				
	ANDREW OLSON	388 64.56%	0 0.00%	388 64.56%
	ROSEMARY YOUNG NELSON	213 35.44%	0 0.00%	213 35.44%
	Write-in (W)	0 0.00%	0 0.00%	0 0.00%
	Cast Votes:	601 61.83%	0 0.00%	601 61.83%
<b>HOSPITAL DISTRICT No. 2, COMMISSIONER POSITION 1, Vote For 1</b>				
	JAN M. IVERSEN	433 59.32%	0 0.00%	433 59.32%
	BOYD VEER	297 40.68%	0 0.00%	297 40.68%
	Write-in (W)	0 0.00%	0 0.00%	0 0.00%
	Cast Votes:	730 75.10%	0 0.00%	730 75.10%
<b>PORT OF ANACORTES, COMMISSIONER DISTRICT 1, Vote For 1</b>				
	RAY NIVER	449 55.50%	0 0.00%	449 55.50%
	Write-in (W)	0 0.00%	0 0.00%	0 0.00%
	Anni Brogan (W)	360 44.50%	0 0.00%	360 44.50%
	Cast Votes:	809 83.23%	0 0.00%	809 83.23%
<b>PORT OF ANACORTES, COMMISSIONER DISTRICT 2, Vote For 1</b>				
	BILL SHORT	422 49.71%	0 0.00%	422 49.71%
	JAMES TAYLOR	427 50.29%	0 0.00%	427 50.29%
	Write-in (W)	0 0.00%	0 0.00%	0 0.00%
	Cast Votes:	849 87.35%	0 0.00%	849 87.35%
<b>PORT OF ANACORTES, COMMISSIONER DISTRICT 4, TWO YEAR UNEXPIRED TERM, Vote For 1</b>				
	PAT D. MOONEY	423 48.34%	0 0.00%	423 48.34%
	BRIAN R. WETCHER	452 51.66%	0 0.00%	452 51.66%
	Write-in (W)	0 0.00%	0 0.00%	0 0.00%
	Cast Votes:	875 90.02%	0 0.00%	875 90.02%



200511290178  
 Skagit County Auditor

11/29/2005 Page 208 of 290 3:04PM

2005 General Election

Precinct Report — Official  
 OFFICIAL BALLOT — SKAGIT COUNTY, WASHINGTON — November 08, 2005

Total Number of Voters : 38,599 of 60,859 = 63.42%

Precincts Reporting 116 of 116 = 100.00%

Party	Candidate	Early	Election	Total
-------	-----------	-------	----------	-------

Precinct 224 Ana 24 (Ballots Cast: 972)

PORT OF ANACORTES, COMMISSIONER DISTRICT 5, Vote For 1

BARBARA D. STEPHAN	329	40.72%	0	0.00%	329	40.72%
KEITH RUBIN	479	59.28%	0	0.00%	479	59.28%
Write-in (W)	0	0.00%	0	0.00%	0	0.00%
Cast Votes:	808	83.13%	0	0.00%	808	83.13%

ANACORTES SCHOOL DISTRICT 103, DIRECTOR, POSITION 1, Vote For 1

MITCH EVERTON	621	100.00%	0	0.00%	621	100.00%
Write-in (W)	0	0.00%	0	0.00%	0	0.00%
Cast Votes:	621	63.89%	0	0.00%	621	63.89%

ANACORTES SCHOOL DISTRICT 103, DIRECTOR, POSITION 2, Vote For 1

KRIS LYTTON	355	53.38%	0	0.00%	355	53.38%
NANCY MURPHY	310	46.62%	0	0.00%	310	46.62%
Write-in (W)	0	0.00%	0	0.00%	0	0.00%
Cast Votes:	665	68.42%	0	0.00%	665	68.42%

Barcode: 200511290178  
 Skagit County Auditor  
 11/29/2005 Page 209 of 290 3:04PM

2005 General Election

Precinct Report — Official  
 OFFICIAL BALLOT — SKAGIT COUNTY, WASHINGTON — November 08, 2005

Page 173 of 253

11/29/2005 12:17 PM

Total Number of Voters : 38,599 of 60,859 = 63.42%

Precincts Reporting 116 of 116 = 100.00%

Party	Candidate	Early	Election	Total
<b>Precinct 301 MV 1 (Ballots Cast: 190)</b>				
<b>INITIATIVE MEASURE 900, Vote For 1</b>				
	Yes	99 53.23%	0 0.00%	99 53.23%
	No	87 46.77%	0 0.00%	87 46.77%
	Cast Votes:	186 97.89%	0 0.00%	186 97.89%
<b>INITIATIVE MEASURE 901, Vote For 1</b>				
	Yes	102 54.84%	0 0.00%	102 54.84%
	No	84 45.16%	0 0.00%	84 45.16%
	Cast Votes:	186 97.89%	0 0.00%	186 97.89%
<b>INITIATIVE MEASURE 912, Vote For 1</b>				
	Yes	79 42.25%	0 0.00%	79 42.25%
	No	108 57.75%	0 0.00%	108 57.75%
	Cast Votes:	187 98.42%	0 0.00%	187 98.42%
<b>INITIATIVE MEASURE 330, Vote For 1</b>				
	Yes	93 50.27%	0 0.00%	93 50.27%
	No	92 49.73%	0 0.00%	92 49.73%
	Cast Votes:	185 97.37%	0 0.00%	185 97.37%
<b>INITIATIVE MEASURE 336, Vote For 1</b>				
	Yes	81 43.32%	0 0.00%	81 43.32%
	No	106 56.68%	0 0.00%	106 56.68%
	Cast Votes:	187 98.42%	0 0.00%	187 98.42%
<b>SENATE JOINT RESOLUTION 8207, Vote For 1</b>				
	Approved	110 61.80%	0 0.00%	110 61.80%
	Rejected	68 38.20%	0 0.00%	68 38.20%
	Cast Votes:	178 93.68%	0 0.00%	178 93.68%
<b>CITY OF MOUNT VERNON, COUNCIL AT LARGE, Vote For 1</b>				
	PAUL G. GONZALES	71 40.34%	0 0.00%	71 40.34%
	DALE RAGAN	105 59.66%	0 0.00%	105 59.66%
	Write-in (W)	0 0.00%	0 0.00%	0 0.00%
	Cast Votes:	176 92.63%	0 0.00%	176 92.63%
<b>CITY OF MOUNT VERNON, COUNCIL WARD 1, TWO-YEAR UNEXPIRED TERM, Vote For 1</b>				
	STONEY BIRD	58 32.58%	0 0.00%	58 32.58%
	JOE LINDQUIST	120 67.42%	0 0.00%	120 67.42%
	Write-in (W)	0 0.00%	0 0.00%	0 0.00%
	Cast Votes:	178 93.68%	0 0.00%	178 93.68%
<b>CITY OF MOUNT VERNON, COUNCIL WARD 1, Vote For 1</b>				
	KATHY COMBS	151 100.00%	0 0.00%	151 100.00%
	Write-in (W)	0 0.00%	0 0.00%	0 0.00%
	Cast Votes:	151 79.47%	0 0.00%	151 79.47%



200511290178  
 Skagit County Auditor  
 11/29/2005 Page 210 of 290 3:04PM

2005 General Election

Precinct Report — Official  
 OFFICIAL BALLOT — SKAGIT COUNTY, WASHINGTON — November 08, 2005

Page 174 of 253

11/29/2005 12:17 PM

Precincts Reporting 116 of 116 = 100.00%

Total Number of Voters : 38,599 of 60,859 = 63.42%

Party	Candidate	Early	Election	Total			
<b>Precinct 301 MV 1 (Ballots Cast: 190)</b>							
<b>CITY OF MOUNT VERNON, COUNCIL WARD 2, Vote For 1</b>							
	JOHN C. CHENEY JR.	148	100.00%	0	0.00%	148	100.00%
	Write-in (W)	0	0.00%	0	0.00%	0	0.00%
	Cast Votes:	148	77.89%	0	0.00%	148	77.89%
<b>CITY OF MOUNT VERNON, COUNCIL WARD 3, Vote For 1</b>							
	EDGAR FRANKS	41	26.28%	0	0.00%	41	26.28%
	ROBERT FIEDLER	115	73.72%	0	0.00%	115	73.72%
	Write-in (W)	0	0.00%	0	0.00%	0	0.00%
	Cast Votes:	156	82.11%	0	0.00%	156	82.11%
<b>HOSPITAL DISTRICT No. 1, COMMISSIONER POSITION 3, Vote For 1</b>							
	STAN OLSON	154	100.00%	0	0.00%	154	100.00%
	Write-in (W)	0	0.00%	0	0.00%	0	0.00%
	Cast Votes:	154	81.05%	0	0.00%	154	81.05%
<b>HOSPITAL DISTRICT No. 1, COMMISSIONER POSITION 5, Vote For 1</b>							
	CLARK D. TODD	76	51.70%	0	0.00%	76	51.70%
	MATTHEW HALLIDAY	71	48.30%	0	0.00%	71	48.30%
	Write-in (W)	0	0.00%	0	0.00%	0	0.00%
	Cast Votes:	147	77.37%	0	0.00%	147	77.37%
<b>PORT OF SKAGIT, COMMISSIONER DISTRICT 2, Vote For 1</b>							
	JERRY KAUFMAN	152	100.00%	0	0.00%	152	100.00%
	Write-in (W)	0	0.00%	0	0.00%	0	0.00%
	Cast Votes:	152	80.00%	0	0.00%	152	80.00%
<b>MOUNT VERNON SCHOOL DISTRICT 320, DIRECTOR DISTRICT 4, Vote For 1</b>							
	LUANNE GORDON BURKHART	151	100.00%	0	0.00%	151	100.00%
	Write-in (W)	0	0.00%	0	0.00%	0	0.00%
	Cast Votes:	151	79.47%	0	0.00%	151	79.47%
<b>MOUNT VERNON SCHOOL DISTRICT 320, DIRECTOR DISTRICT 5, Vote For 1</b>							
	DIANA LOPEZ	67	40.61%	0	0.00%	67	40.61%
	CHARLES GUILDNER	98	59.39%	0	0.00%	98	59.39%
	Write-in (W)	0	0.00%	0	0.00%	0	0.00%
	Cast Votes:	165	86.84%	0	0.00%	165	86.84%



11/29/2005 Page 211 of 290 3:04PM

2005 General Election

Precinct Report — Official  
OFFICIAL BALLOT — SKAGIT COUNTY, WASHINGTON — November 08, 2005

Page 175 of 253

11/29/2005 12:17 PM

Precincts Reporting 116 of 116 = 100.00%

Total Number of Voters : 38,599 of 60,859 = 63.42%

Party	Candidate	Early	Election	Total
<b>Precinct 302 MV 2 (Ballots Cast: 174)</b>				
<b>INITIATIVE MEASURE 900, Vote For 1</b>				
	Yes	79 47.59%	0 0.00%	79 47.59%
	No	87 52.41%	0 0.00%	87 52.41%
	Cast Votes:	166 95.40%	0 0.00%	166 95.40%
<b>INITIATIVE MEASURE 901, Vote For 1</b>				
	Yes	111 63.79%	0 0.00%	111 63.79%
	No	63 36.21%	0 0.00%	63 36.21%
	Cast Votes:	174 100.00%	0 0.00%	174 100.00%
<b>INITIATIVE MEASURE 912, Vote For 1</b>				
	Yes	92 53.49%	0 0.00%	92 53.49%
	No	80 46.51%	0 0.00%	80 46.51%
	Cast Votes:	172 98.85%	0 0.00%	172 98.85%
<b>INITIATIVE MEASURE 330, Vote For 1</b>				
	Yes	84 50.00%	0 0.00%	84 50.00%
	No	84 50.00%	0 0.00%	84 50.00%
	Cast Votes:	168 96.55%	0 0.00%	168 96.55%
<b>INITIATIVE MEASURE 336, Vote For 1</b>				
	Yes	62 36.90%	0 0.00%	62 36.90%
	No	106 63.10%	0 0.00%	106 63.10%
	Cast Votes:	168 96.55%	0 0.00%	168 96.55%
<b>SENATE JOINT RESOLUTION 8207, Vote For 1</b>				
	Approved	97 63.40%	0 0.00%	97 63.40%
	Rejected	56 36.60%	0 0.00%	56 36.60%
	Cast Votes:	153 87.93%	0 0.00%	153 87.93%
<b>CITY OF MOUNT VERNON, COUNCIL AT LARGE, Vote For 1</b>				
	PAUL G. GONZALES	59 40.41%	0 0.00%	59 40.41%
	DALE RAGAN	87 59.59%	0 0.00%	87 59.59%
	Write-in (W)	0 0.00%	0 0.00%	0 0.00%
	Cast Votes:	146 83.91%	0 0.00%	146 83.91%
<b>CITY OF MOUNT VERNON, COUNCIL WARD 1, TWO-YEAR UNEXPIRED TERM, Vote For 1</b>				
	STONEY BIRD	42 27.27%	0 0.00%	42 27.27%
	JOE LINDQUIST	112 72.73%	0 0.00%	112 72.73%
	Write-in (W)	0 0.00%	0 0.00%	0 0.00%
	Cast Votes:	154 88.51%	0 0.00%	154 88.51%
<b>CITY OF MOUNT VERNON, COUNCIL WARD 1, Vote For 1</b>				
	KATHY COMBS	114 100.00%	0 0.00%	114 100.00%
	Write-in (W)	0 0.00%	0 0.00%	0 0.00%
	Cast Votes:	114 65.52%	0 0.00%	114 65.52%



200511290178  
Skagit County Auditor

11/29/2005 Page 212 of 290 3:04PM



2005 General Election

Precinct Report — Official  
 OFFICIAL BALLOT — SKAGIT COUNTY, WASHINGTON — November 08, 2005


Page 176 of 253

11/29/2005 12:17 PM

Total Number of Voters : 38,599 of 60,859 = 63.42%

Precincts Reporting 116 of 116 = 100.00%

Party	Candidate	Early	Election	Total			
<b>Precinct 302 MV 2 (Ballots Cast: 174)</b>							
<b>CITY OF MOUNT VERNON, COUNCIL WARD 2, Vote For 1</b>							
	JOHN C. CHENEY JR.	112	100.00%	0	0.00%	112	100.00%
	Write-in (W)	0	0.00%	0	0.00%	0	0.00%
	Cast Votes:	112	64.37%	0	0.00%	112	64.37%
<b>CITY OF MOUNT VERNON, COUNCIL WARD 3, Vote For 1</b>							
	EDGAR FRANKS	43	32.82%	0	0.00%	43	32.82%
	ROBERT FIEDLER	88	67.18%	0	0.00%	88	67.18%
	Write-in (W)	0	0.00%	0	0.00%	0	0.00%
	Cast Votes:	131	75.29%	0	0.00%	131	75.29%
<b>HOSPITAL DISTRICT No. 1, COMMISSIONER POSITION 3, Vote For 1</b>							
	STAN OLSON	118	100.00%	0	0.00%	118	100.00%
	Write-in (W)	0	0.00%	0	0.00%	0	0.00%
	Cast Votes:	118	67.82%	0	0.00%	118	67.82%
<b>HOSPITAL DISTRICT No. 1, COMMISSIONER POSITION 5, Vote For 1</b>							
	CLARK D. TODD	70	51.85%	0	0.00%	70	51.85%
	MATTHEW HALLIDAY	65	48.15%	0	0.00%	65	48.15%
	Write-in (W)	0	0.00%	0	0.00%	0	0.00%
	Cast Votes:	135	77.59%	0	0.00%	135	77.59%
<b>PORT OF SKAGIT, COMMISSIONER DISTRICT 2, Vote For 1</b>							
	JERRY KAUFMAN	117	100.00%	0	0.00%	117	100.00%
	Write-in (W)	0	0.00%	0	0.00%	0	0.00%
	Cast Votes:	117	67.24%	0	0.00%	117	67.24%
<b>MOUNT VERNON SCHOOL DISTRICT 320, DIRECTOR DISTRICT 4, Vote For 1</b>							
	LUANNE GORDON BURKHART	111	100.00%	0	0.00%	111	100.00%
	Write-in (W)	0	0.00%	0	0.00%	0	0.00%
	Cast Votes:	111	63.79%	0	0.00%	111	63.79%
<b>MOUNT VERNON SCHOOL DISTRICT 320, DIRECTOR DISTRICT 5, Vote For 1</b>							
	DIANA LOPEZ	57	42.54%	0	0.00%	57	42.54%
	CHARLES GUILDNER	77	57.46%	0	0.00%	77	57.46%
	Write-in (W)	0	0.00%	0	0.00%	0	0.00%
	Cast Votes:	134	77.01%	0	0.00%	134	77.01%



200511290178  
 Skagit County Auditor  
 11/29/2005 Page 213 of 290 3:04PM

2005 General Election

Precinct Report — Official  
OFFICIAL BALLOT — SKAGIT COUNTY, WASHINGTON — November 08, 2005

Page 177 of 253

11/29/2005 12:17 PM

Total Number of Voters : 38,599 of 60,859 = 63.42%

Precincts Reporting 116 of 116 = 100.00%

Party	Candidate	Early	Election	Total	
<b>Precinct 303 MV 3 (Ballots Cast: 425)</b>					
<b>INITIATIVE MEASURE 900, Vote For 1</b>					
	Yes	220	56.70%	0 0.00%	220 56.70%
	No	168	43.30%	0 0.00%	168 43.30%
	Cast Votes:	388	91.29%	0 0.00%	388 91.29%
<b>INITIATIVE MEASURE 901, Vote For 1</b>					
	Yes	260	63.26%	0 0.00%	260 63.26%
	No	151	36.74%	0 0.00%	151 36.74%
	Cast Votes:	411	96.71%	0 0.00%	411 96.71%
<b>INITIATIVE MEASURE 912, Vote For 1</b>					
	Yes	190	46.34%	0 0.00%	190 46.34%
	No	220	53.66%	0 0.00%	220 53.66%
	Cast Votes:	410	96.47%	0 0.00%	410 96.47%
<b>INITIATIVE MEASURE 330, Vote For 1</b>					
	Yes	210	51.22%	0 0.00%	210 51.22%
	No	200	48.78%	0 0.00%	200 48.78%
	Cast Votes:	410	96.47%	0 0.00%	410 96.47%
<b>INITIATIVE MEASURE 336, Vote For 1</b>					
	Yes	167	40.53%	0 0.00%	167 40.53%
	No	245	59.47%	0 0.00%	245 59.47%
	Cast Votes:	412	96.94%	0 0.00%	412 96.94%
<b>SENATE JOINT RESOLUTION 8207, Vote For 1</b>					
	Approved	230	63.19%	0 0.00%	230 63.19%
	Rejected	134	36.81%	0 0.00%	134 36.81%
	Cast Votes:	364	85.65%	0 0.00%	364 85.65%
<b>CITY OF MOUNT VERNON, COUNCIL AT LARGE, Vote For 1</b>					
	PAUL G. GONZALES	168	45.78%	0 0.00%	168 45.78%
	DALE RAGAN	199	54.22%	0 0.00%	199 54.22%
	Write-in (W)	0	0.00%	0 0.00%	0 0.00%
	Cast Votes:	367	86.35%	0 0.00%	367 86.35%
<b>CITY OF MOUNT VERNON, COUNCIL WARD 1, TWO-YEAR UNEXPIRED TERM, Vote For 1</b>					
	STONEY BIRD	130	35.52%	0 0.00%	130 35.52%
	JOE LINDQUIST	236	64.48%	0 0.00%	236 64.48%
	Write-in (W)	0	0.00%	0 0.00%	0 0.00%
	Cast Votes:	366	86.12%	0 0.00%	366 86.12%
<b>CITY OF MOUNT VERNON, COUNCIL WARD 1, Vote For 1</b>					
	KATHY COMBS	292	100.00%	0 0.00%	292 100.00%
	Write-in (W)	0	0.00%	0 0.00%	0 0.00%
	Cast Votes:	292	68.71%	0 0.00%	292 68.71%

200511290178  
Skagit County Auditor  
11/29/2005 Page 214 of 290 3:04PM

2005 General Election

Precinct Report — Official  
 OFFICIAL BALLOT — SKAGIT COUNTY, WASHINGTON — November 08, 2005

Page 178 of 253

11/29/2005 12:17 PM

Total Number of Voters : 38,599 of 60,859 = 63.42%

Precincts Reporting 116 of 116 = 100.00%

Party	Candidate	Early	Election	Total			
<b>Precinct 303 MV 3 (Ballots Cast: 425)</b>							
<b>CITY OF MOUNT VERNON, COUNCIL WARD 2, Vote For 1</b>							
	JOHN C. CHENEY JR.	298	100.00%	0	0.00%	298	100.00%
	Write-in (W)	0	0.00%	0	0.00%	0	0.00%
	Cast Votes:	298	70.12%	0	0.00%	298	70.12%
<b>CITY OF MOUNT VERNON, COUNCIL WARD 3, Vote For 1</b>							
	EDGAR FRANKS	89	26.81%	0	0.00%	89	26.81%
	ROBERT FIEDLER	243	73.19%	0	0.00%	243	73.19%
	Write-in (W)	0	0.00%	0	0.00%	0	0.00%
	Cast Votes:	332	78.12%	0	0.00%	332	78.12%
<b>HOSPITAL DISTRICT No. 1, COMMISSIONER POSITION 3, Vote For 1</b>							
	STAN OLSON	295	100.00%	0	0.00%	295	100.00%
	Write-in (W)	0	0.00%	0	0.00%	0	0.00%
	Cast Votes:	295	69.41%	0	0.00%	295	69.41%
<b>HOSPITAL DISTRICT No. 1, COMMISSIONER POSITION 5, Vote For 1</b>							
	CLARK D. TODD	157	51.82%	0	0.00%	157	51.82%
	MATTHEW HALLIDAY	146	48.18%	0	0.00%	146	48.18%
	Write-in (W)	0	0.00%	0	0.00%	0	0.00%
	Cast Votes:	303	71.29%	0	0.00%	303	71.29%
<b>PORT OF SKAGIT, COMMISSIONER DISTRICT 2, Vote For 1</b>							
	JERRY KAUFMAN	290	100.00%	0	0.00%	290	100.00%
	Write-in (W)	0	0.00%	0	0.00%	0	0.00%
	Cast Votes:	290	68.24%	0	0.00%	290	68.24%
<b>MOUNT VERNON SCHOOL DISTRICT 320, DIRECTOR DISTRICT 4, Vote For 1</b>							
	LUANNE GORDON BURKHART	277	100.00%	0	0.00%	277	100.00%
	Write-in (W)	0	0.00%	0	0.00%	0	0.00%
	Cast Votes:	277	65.18%	0	0.00%	277	65.18%
<b>MOUNT VERNON SCHOOL DISTRICT 320, DIRECTOR DISTRICT 5, Vote For 1</b>							
	DIANA LOPEZ	149	42.57%	0	0.00%	149	42.57%
	CHARLES GUILDNER	201	57.43%	0	0.00%	201	57.43%
	Write-in (W)	0	0.00%	0	0.00%	0	0.00%
	Cast Votes:	350	82.35%	0	0.00%	350	82.35%



200511290178  
 Skagit County Auditor

11/29/2005 Page 215 of 290 3:04PM

2005 General Election

Precinct Report — Official  
OFFICIAL BALLOT — SKAGIT COUNTY, WASHINGTON — November 08, 2005

Page 179 of 253

11/29/2005 12:17 PM

Precincts Reporting 116 of 116 = 100.00%

Total Number of Voters : 38,599 of 60,859 = 63.42%

Party	Candidate	Early	Election	Total
-------	-----------	-------	----------	-------

Precinct 304 MV 4 (Ballots Cast: 617)

INITIATIVE MEASURE 900, Vote For 1

Yes	325	55.94%	0	0.00%	325	55.94%
No	256	44.06%	0	0.00%	256	44.06%
<b>Cast Votes:</b>	<b>581</b>	<b>94.17%</b>	<b>0</b>	<b>0.00%</b>	<b>581</b>	<b>94.17%</b>

INITIATIVE MEASURE 901, Vote For 1

Yes	392	64.47%	0	0.00%	392	64.47%
No	216	35.53%	0	0.00%	216	35.53%
<b>Cast Votes:</b>	<b>608</b>	<b>98.54%</b>	<b>0</b>	<b>0.00%</b>	<b>608</b>	<b>98.54%</b>

INITIATIVE MEASURE 912, Vote For 1

Yes	274	45.90%	0	0.00%	274	45.90%
No	323	54.10%	0	0.00%	323	54.10%
<b>Cast Votes:</b>	<b>597</b>	<b>96.76%</b>	<b>0</b>	<b>0.00%</b>	<b>597</b>	<b>96.76%</b>

INITIATIVE MEASURE 330, Vote For 1

Yes	350	57.47%	0	0.00%	350	57.47%
No	259	42.53%	0	0.00%	259	42.53%
<b>Cast Votes:</b>	<b>609</b>	<b>98.70%</b>	<b>0</b>	<b>0.00%</b>	<b>609</b>	<b>98.70%</b>

INITIATIVE MEASURE 336, Vote For 1

Yes	210	35.12%	0	0.00%	210	35.12%
No	388	64.88%	0	0.00%	388	64.88%
<b>Cast Votes:</b>	<b>598</b>	<b>96.92%</b>	<b>0</b>	<b>0.00%</b>	<b>598</b>	<b>96.92%</b>

SENATE JOINT RESOLUTION 8207, Vote For 1

Approved	338	62.25%	0	0.00%	338	62.25%
Rejected	205	37.75%	0	0.00%	205	37.75%
<b>Cast Votes:</b>	<b>543</b>	<b>88.01%</b>	<b>0</b>	<b>0.00%</b>	<b>543</b>	<b>88.01%</b>

CITY OF MOUNT VERNON, COUNCIL AT LARGE, Vote For 1

PAUL G. GONZALES	229	42.17%	0	0.00%	229	42.17%
DALE RAGAN	314	57.83%	0	0.00%	314	57.83%
Write-in (W)	0	0.00%	0	0.00%	0	0.00%
<b>Cast Votes:</b>	<b>543</b>	<b>88.01%</b>	<b>0</b>	<b>0.00%</b>	<b>543</b>	<b>88.01%</b>

CITY OF MOUNT VERNON, COUNCIL WARD 1, TWO-YEAR UNEXPIRED TERM, Vote For 1

STONE Y BIRD	156	28.31%	0	0.00%	156	28.31%
JOE LINDQUIST	395	71.69%	0	0.00%	395	71.69%
Write-in (W)	0	0.00%	0	0.00%	0	0.00%
<b>Cast Votes:</b>	<b>551</b>	<b>89.30%</b>	<b>0</b>	<b>0.00%</b>	<b>551</b>	<b>89.30%</b>

CITY OF MOUNT VERNON, COUNCIL WARD 1, Vote For 1

KATHY COMBS	432	100.00%	0	0.00%	432	100.00%
Write-in (W)	0	0.00%	0	0.00%	0	0.00%
<b>Cast Votes:</b>	<b>432</b>	<b>70.02%</b>	<b>0</b>	<b>0.00%</b>	<b>432</b>	<b>70.02%</b>



200511290178

Skagit County Auditor

11/29/2005 Page 216 of 290 3:04PM

2005 General Election

Precinct Report — Official  
 OFFICIAL BALLOT — SKAGIT COUNTY, WASHINGTON — November 08, 2005

Page 180 of 253

11/29/2005 12:17 PM

Precincts Reporting 116 of 116 = 100.00%

Total Number of Voters : 38,599 of 60,859 = 63.42%

Party	Candidate	Early	Election	Total
-------	-----------	-------	----------	-------

Precinct 304 MV 4 (Ballots Cast: 617)

<b>CITY OF MOUNT VERNON, COUNCIL WARD 2, Vote For 1</b>							
	JOHN C. CHENEY JR.	429	100.00%	0	0.00%	429	100.00%
	Write-in (W)	0	0.00%	0	0.00%	0	0.00%
	Cast Votes:	429	69.53%	0	0.00%	429	69.53%
<b>CITY OF MOUNT VERNON, COUNCIL WARD 3, Vote For 1</b>							
	EDGAR FRANKS	124	24.85%	0	0.00%	124	24.85%
	ROBERT FIEDLER	375	75.15%	0	0.00%	375	75.15%
	Write-in (W)	0	0.00%	0	0.00%	0	0.00%
	Cast Votes:	499	80.88%	0	0.00%	499	80.88%
<b>HOSPITAL DISTRICT No. 1, COMMISSIONER POSITION 3, Vote For 1</b>							
	STAN OLSON	429	100.00%	0	0.00%	429	100.00%
	Write-in (W)	0	0.00%	0	0.00%	0	0.00%
	Cast Votes:	429	69.53%	0	0.00%	429	69.53%
<b>HOSPITAL DISTRICT No. 1, COMMISSIONER POSITION 5, Vote For 1</b>							
	CLARK D. TODD	245	53.15%	0	0.00%	245	53.15%
	MATTHEW HALLIDAY	216	46.85%	0	0.00%	216	46.85%
	Write-in (W)	0	0.00%	0	0.00%	0	0.00%
	Cast Votes:	461	74.72%	0	0.00%	461	74.72%
<b>PORT OF SKAGIT, COMMISSIONER DISTRICT 2, Vote For 1</b>							
	JERRY KAUFMAN	418	100.00%	0	0.00%	418	100.00%
	Write-in (W)	0	0.00%	0	0.00%	0	0.00%
	Cast Votes:	418	67.75%	0	0.00%	418	67.75%
<b>MOUNT VERNON SCHOOL DISTRICT 320, DIRECTOR DISTRICT 4, Vote For 1</b>							
	LUANNE GORDON BURKHART	414	100.00%	0	0.00%	414	100.00%
	Write-in (W)	0	0.00%	0	0.00%	0	0.00%
	Cast Votes:	414	67.10%	0	0.00%	414	67.10%
<b>MOUNT VERNON SCHOOL DISTRICT 320, DIRECTOR DISTRICT 5, Vote For 1</b>							
	DIANA LOPEZ	192	37.65%	0	0.00%	192	37.65%
	CHARLES GUILDNER	318	62.35%	0	0.00%	318	62.35%
	Write-in (W)	0	0.00%	0	0.00%	0	0.00%
	Cast Votes:	510	82.66%	0	0.00%	510	82.66%



200511290178  
 Skagit County Auditor

11/29/2005 Page 217 of 290 3:04PM

2005 General Election

Precinct Report — Official  
OFFICIAL BALLOT — SKAGIT COUNTY, WASHINGTON — November 08, 2005


Page 181 of 253

11/29/2005 12:17 PM

Precincts Reporting 116 of 116 = 100.00%

Total Number of Voters : 38,599 of 60,859 = 63.42%

Party	Candidate	Early	Election	Total	
<b>Precinct 305 MV 5 (Ballots Cast: 45)</b>					
<b>INITIATIVE MEASURE 900, Vote For 1</b>					
	Yes	27	62.79%	0 0.00%	27 62.79%
	No	16	37.21%	0 0.00%	16 37.21%
	Cast Votes:	43	95.56%	0 0.00%	43 95.56%
<b>INITIATIVE MEASURE 901, Vote For 1</b>					
	Yes	29	67.44%	0 0.00%	29 67.44%
	No	14	32.56%	0 0.00%	14 32.56%
	Cast Votes:	43	95.56%	0 0.00%	43 95.56%
<b>INITIATIVE MEASURE 912, Vote For 1</b>					
	Yes	29	64.44%	0 0.00%	29 64.44%
	No	16	35.56%	0 0.00%	16 35.56%
	Cast Votes:	45	100.00%	0 0.00%	45 100.00%
<b>INITIATIVE MEASURE 330, Vote For 1</b>					
	Yes	29	65.91%	0 0.00%	29 65.91%
	No	15	34.09%	0 0.00%	15 34.09%
	Cast Votes:	44	97.78%	0 0.00%	44 97.78%
<b>INITIATIVE MEASURE 336, Vote For 1</b>					
	Yes	19	44.19%	0 0.00%	19 44.19%
	No	24	55.81%	0 0.00%	24 55.81%
	Cast Votes:	43	95.56%	0 0.00%	43 95.56%
<b>SENATE JOINT RESOLUTION 8207, Vote For 1</b>					
	Approved	28	66.67%	0 0.00%	28 66.67%
	Rejected	14	33.33%	0 0.00%	14 33.33%
	Cast Votes:	42	93.33%	0 0.00%	42 93.33%
<b>CITY OF MOUNT VERNON, COUNCIL AT LARGE, Vote For 1</b>					
	PAUL G. GONZALES	19	51.35%	0 0.00%	19 51.35%
	DALE RAGAN	18	48.65%	0 0.00%	18 48.65%
	Write-in (W)	0	0.00%	0 0.00%	0 0.00%
	Cast Votes:	37	82.22%	0 0.00%	37 82.22%
<b>CITY OF MOUNT VERNON, COUNCIL WARD 1, TWO-YEAR UNEXPIRED TERM, Vote For 1</b>					
	STONE Y BIRD	11	29.73%	0 0.00%	11 29.73%
	JOE LINDQUIST	26	70.27%	0 0.00%	26 70.27%
	Write-in (W)	0	0.00%	0 0.00%	0 0.00%
	Cast Votes:	37	82.22%	0 0.00%	37 82.22%
<b>CITY OF MOUNT VERNON, COUNCIL WARD 1, Vote For 1</b>					
	KATHY COMBS	35	100.00%	0 0.00%	35 100.00%
	Write-in (W)	0	0.00%	0 0.00%	0 0.00%
	Cast Votes:	35	77.78%	0 0.00%	35 77.78%



11/29/2005 Page 218 of 290 3:04PM

2005 General Election

Precinct Report — Official  
OFFICIAL BALLOT — SKAGIT COUNTY, WASHINGTON — November 08, 2005

Page 182 of 253

11/29/2005 12:17 PM

Precincts Reporting 116 of 116 = 100.00%

Total Number of Voters : 38,599 of 60,859 = 63.42%

Party	Candidate	Early	Election	Total
<b>Precinct 305 MV 5 (Ballots Cast: 45)</b>				
<b>CITY OF MOUNT VERNON, COUNCIL WARD 2, Vote For 1</b>				
	JOHN C. CHENEY JR.	35 100.00%	0 0.00%	35 100.00%
	Write-in (W)	0 0.00%	0 0.00%	0 0.00%
	Cast Votes:	35 77.78%	0 0.00%	35 77.78%
<b>CITY OF MOUNT VERNON, COUNCIL WARD 3, Vote For 1</b>				
	EDGAR FRANKS	12 34.29%	0 0.00%	12 34.29%
	ROBERT FIEDLER	23 65.71%	0 0.00%	23 65.71%
	Write-in (W)	0 0.00%	0 0.00%	0 0.00%
	Cast Votes:	35 77.78%	0 0.00%	35 77.78%
<b>HOSPITAL DISTRICT No. 1, COMMISSIONER POSITION 3, Vote For 1</b>				
	STAN OLSON	35 100.00%	0 0.00%	35 100.00%
	Write-in (W)	0 0.00%	0 0.00%	0 0.00%
	Cast Votes:	35 77.78%	0 0.00%	35 77.78%
<b>HOSPITAL DISTRICT No. 1, COMMISSIONER POSITION 5, Vote For 1</b>				
	CLARK D. TODD	20 57.14%	0 0.00%	20 57.14%
	MATTHEW HALLIDAY	15 42.86%	0 0.00%	15 42.86%
	Write-in (W)	0 0.00%	0 0.00%	0 0.00%
	Cast Votes:	35 77.78%	0 0.00%	35 77.78%
<b>PORT OF SKAGIT, COMMISSIONER DISTRICT 2, Vote For 1</b>				
	JERRY KAUFMAN	35 100.00%	0 0.00%	35 100.00%
	Write-in (W)	0 0.00%	0 0.00%	0 0.00%
	Cast Votes:	35 77.78%	0 0.00%	35 77.78%
<b>MOUNT VERNON SCHOOL DISTRICT 320, DIRECTOR DISTRICT 4, Vote For 1</b>				
	LUANNE GORDON BURKHART	35 100.00%	0 0.00%	35 100.00%
	Write-in (W)	0 0.00%	0 0.00%	0 0.00%
	Cast Votes:	35 77.78%	0 0.00%	35 77.78%
<b>MOUNT VERNON SCHOOL DISTRICT 320, DIRECTOR DISTRICT 5, Vote For 1</b>				
	DIANA LOPEZ	22 62.86%	0 0.00%	22 62.86%
	CHARLES GUILDNER	13 37.14%	0 0.00%	13 37.14%
	Write-in (W)	0 0.00%	0 0.00%	0 0.00%
	Cast Votes:	35 77.78%	0 0.00%	35 77.78%

200511290178  
Skagit County Auditor  
11/29/2005 Page 219 of 290 3:04PM

2005 General Election

Precinct Report — Official  
OFFICIAL BALLOT — SKAGIT COUNTY, WASHINGTON — November 08, 2005

Page 183 of 253

11/29/2005 12:17 PM

Precincts Reporting 116 of 116 = 100.00%

Total Number of Voters : 38,599 of 60,859 = 63.42%

Party	Candidate	Early	Election	Total
-------	-----------	-------	----------	-------

Precinct 306 MV 6 (Ballots Cast: 364)

INITIATIVE MEASURE 900, Vote For 1

Yes	163	47.94%	0	0.00%	163	47.94%
No	177	52.06%	0	0.00%	177	52.06%
<b>Cast Votes:</b>	<b>340</b>	<b>93.41%</b>	<b>0</b>	<b>0.00%</b>	<b>340</b>	<b>93.41%</b>

INITIATIVE MEASURE 901, Vote For 1

Yes	212	58.89%	0	0.00%	212	58.89%
No	148	41.11%	0	0.00%	148	41.11%
<b>Cast Votes:</b>	<b>360</b>	<b>98.90%</b>	<b>0</b>	<b>0.00%</b>	<b>360</b>	<b>98.90%</b>

INITIATIVE MEASURE 912, Vote For 1

Yes	141	39.61%	0	0.00%	141	39.61%
No	215	60.39%	0	0.00%	215	60.39%
<b>Cast Votes:</b>	<b>356</b>	<b>97.80%</b>	<b>0</b>	<b>0.00%</b>	<b>356</b>	<b>97.80%</b>

INITIATIVE MEASURE 330, Vote For 1

Yes	175	49.30%	0	0.00%	175	49.30%
No	180	50.70%	0	0.00%	180	50.70%
<b>Cast Votes:</b>	<b>355</b>	<b>97.53%</b>	<b>0</b>	<b>0.00%</b>	<b>355</b>	<b>97.53%</b>

INITIATIVE MEASURE 336, Vote For 1

Yes	110	31.61%	0	0.00%	110	31.61%
No	238	68.39%	0	0.00%	238	68.39%
<b>Cast Votes:</b>	<b>348</b>	<b>95.60%</b>	<b>0</b>	<b>0.00%</b>	<b>348</b>	<b>95.60%</b>

SENATE JOINT RESOLUTION 8207, Vote For 1

Approved	212	66.04%	0	0.00%	212	66.04%
Rejected	109	33.96%	0	0.00%	109	33.96%
<b>Cast Votes:</b>	<b>321</b>	<b>88.19%</b>	<b>0</b>	<b>0.00%</b>	<b>321</b>	<b>88.19%</b>

CITY OF MOUNT VERNON, COUNCIL AT LARGE, Vote For 1

PAUL G. GONZALES	175	52.55%	0	0.00%	175	52.55%
DALE RAGAN	158	47.45%	0	0.00%	158	47.45%
Write-in (W)	0	0.00%	0	0.00%	0	0.00%
<b>Cast Votes:</b>	<b>333</b>	<b>91.48%</b>	<b>0</b>	<b>0.00%</b>	<b>333</b>	<b>91.48%</b>

CITY OF MOUNT VERNON, COUNCIL WARD 1, TWO-YEAR UNEXPIRED TERM, Vote For 1

STONE Y BIRD	158	48.02%	0	0.00%	158	48.02%
JOE LINDQUIST	171	51.98%	0	0.00%	171	51.98%
Write-in (W)	0	0.00%	0	0.00%	0	0.00%
<b>Cast Votes:</b>	<b>329</b>	<b>90.38%</b>	<b>0</b>	<b>0.00%</b>	<b>329</b>	<b>90.38%</b>

CITY OF MOUNT VERNON, COUNCIL WARD 1, Vote For 1

KATHY COMBS	256	100.00%	0	0.00%	256	100.00%
Write-in (W)	0	0.00%	0	0.00%	0	0.00%
<b>Cast Votes:</b>	<b>256</b>	<b>70.33%</b>	<b>0</b>	<b>0.00%</b>	<b>256</b>	<b>70.33%</b>



200511290178  
Skagit County Auditor

11/29/2005 Page 220 of 290 3:04PM



2005 General Election

Precinct Report — Official  
 OFFICIAL BALLOT — SKAGIT COUNTY, WASHINGTON — November 08, 2005

Page 184 of 253

11/29/2005 12:17 PM

Total Number of Voters : 38,599 of 60,859 = 63.42%

Precincts Reporting 116 of 116 = 100.00%

Party	Candidate	Early	Election	Total
<b>Precinct 306 MV 6 (Ballots Cast: 364)</b>				
<b>CITY OF MOUNT VERNON, COUNCIL WARD 2, Vote For 1</b>				
	JOHN C. CHENEY JR.	254 100.00%	0 0.00%	254 100.00%
	Write-in (W)	0 0.00%	0 0.00%	0 0.00%
	Cast Votes:	254 69.78%	0 0.00%	254 69.78%
<b>CITY OF MOUNT VERNON, COUNCIL WARD 3, Vote For 1</b>				
	EDGAR FRANKS	103 34.45%	0 0.00%	103 34.45%
	ROBERT FIEDLER	196 65.55%	0 0.00%	196 65.55%
	Write-in (W)	0 0.00%	0 0.00%	0 0.00%
	Cast Votes:	299 82.14%	0 0.00%	299 82.14%
<b>HOSPITAL DISTRICT No. 1, COMMISSIONER POSITION 3, Vote For 1</b>				
	STAN OLSON	259 100.00%	0 0.00%	259 100.00%
	Write-in (W)	0 0.00%	0 0.00%	0 0.00%
	Cast Votes:	259 71.15%	0 0.00%	259 71.15%
<b>HOSPITAL DISTRICT No. 1, COMMISSIONER POSITION 5, Vote For 1</b>				
	CLARK D. TODD	145 54.31%	0 0.00%	145 54.31%
	MATTHEW HALLIDAY	122 45.69%	0 0.00%	122 45.69%
	Write-in (W)	0 0.00%	0 0.00%	0 0.00%
	Cast Votes:	267 73.35%	0 0.00%	267 73.35%
<b>PORT OF SKAGIT, COMMISSIONER DISTRICT 2, Vote For 1</b>				
	JERRY KAUFMAN	253 100.00%	0 0.00%	253 100.00%
	Write-in (W)	0 0.00%	0 0.00%	0 0.00%
	Cast Votes:	253 69.51%	0 0.00%	253 69.51%
<b>MOUNT VERNON SCHOOL DISTRICT 320, DIRECTOR DISTRICT 4, Vote For 1</b>				
	LUANNE GORDON BURKHART	260 100.00%	0 0.00%	260 100.00%
	Write-in (W)	0 0.00%	0 0.00%	0 0.00%
	Cast Votes:	260 71.43%	0 0.00%	260 71.43%
<b>MOUNT VERNON SCHOOL DISTRICT 320, DIRECTOR DISTRICT 5, Vote For 1</b>				
	DIANA LOPEZ	152 49.19%	0 0.00%	152 49.19%
	CHARLES GUILDNER	157 50.81%	0 0.00%	157 50.81%
	Write-in (W)	0 0.00%	0 0.00%	0 0.00%
	Cast Votes:	309 84.89%	0 0.00%	309 84.89%



200511290178

Skagit County Auditor

11/29/2005 Page 221 of 290 3:04PM

2005 General Election

Precinct Report — Official  
 OFFICIAL BALLOT — SKAGIT COUNTY, WASHINGTON — November 08, 2005

Page 185 of 253

11/29/2005 12:17 PM

Precincts Reporting 116 of 116 = 100.00%

Total Number of Voters : 38,599 of 60,859 = 63.42%

Party	Candidate	Early	Election	Total
-------	-----------	-------	----------	-------

Precinct 307 MV 7 (Ballots Cast: 461)

<b>INITIATIVE MEASURE 900, Vote For 1</b>					
Yes		225	52.45%	0 0.00%	225 52.45%
No		204	47.55%	0 0.00%	204 47.55%
Cast Votes:		429	93.06%	0 0.00%	429 93.06%
<b>INITIATIVE MEASURE 901, Vote For 1</b>					
Yes		321	71.02%	0 0.00%	321 71.02%
No		131	28.98%	0 0.00%	131 28.98%
Cast Votes:		452	98.05%	0 0.00%	452 98.05%
<b>INITIATIVE MEASURE 912, Vote For 1</b>					
Yes		168	37.92%	0 0.00%	168 37.92%
No		275	62.08%	0 0.00%	275 62.08%
Cast Votes:		443	96.10%	0 0.00%	443 96.10%
<b>INITIATIVE MEASURE 330, Vote For 1</b>					
Yes		235	52.57%	0 0.00%	235 52.57%
No		212	47.43%	0 0.00%	212 47.43%
Cast Votes:		447	96.96%	0 0.00%	447 96.96%
<b>INITIATIVE MEASURE 336, Vote For 1</b>					
Yes		141	32.05%	0 0.00%	141 32.05%
No		299	67.95%	0 0.00%	299 67.95%
Cast Votes:		440	95.44%	0 0.00%	440 95.44%
<b>SENATE JOINT RESOLUTION 8207, Vote For 1</b>					
Approved		285	73.45%	0 0.00%	285 73.45%
Rejected		103	26.55%	0 0.00%	103 26.55%
Cast Votes:		388	84.16%	0 0.00%	388 84.16%
<b>CITY OF MOUNT VERNON, COUNCIL AT LARGE, Vote For 1</b>					
PAUL G. GONZALES		185	45.23%	0 0.00%	185 45.23%
DALE RAGAN		224	54.77%	0 0.00%	224 54.77%
Write-in (W)		0	0.00%	0 0.00%	0 0.00%
Cast Votes:		409	88.72%	0 0.00%	409 88.72%
<b>CITY OF MOUNT VERNON, COUNCIL WARD 1, TWO-YEAR UNEXPIRED TERM, Vote For 1</b>					
STONE Y BIRD		178	41.88%	0 0.00%	178 41.88%
JOE LINDQUIST		247	58.12%	0 0.00%	247 58.12%
Write-in (W)		0	0.00%	0 0.00%	0 0.00%
Cast Votes:		425	92.19%	0 0.00%	425 92.19%
<b>CITY OF MOUNT VERNON, COUNCIL WARD 1, Vote For 1</b>					
KATHY COMBS		306	100.00%	0 0.00%	306 100.00%
Write-in (W)		0	0.00%	0 0.00%	0 0.00%
Cast Votes:		306	66.38%	0 0.00%	306 66.38%



200511290178  
 Skagit County Auditor  
 11/29/2005 Page 222 of 290 3:04PM

2005 General Election

Precinct Report — Official  
OFFICIAL BALLOT — SKAGIT COUNTY, WASHINGTON — November 08, 2005

Page 186 of 253

11/29/2005 12:17 PM

Precincts Reporting 116 of 116 = 100.00%

Total Number of Voters : 38,599 of 60,859 = 63.42%

Party	Candidate	Early	Election	Total			
<b>Precinct 307 MV 7 (Ballots Cast: 461)</b>							
<b>CITY OF MOUNT VERNON, COUNCIL WARD 2, Vote For 1</b>							
	JOHN C. CHENEY JR.	306	100.00%	0	0.00%	306	100.00%
	Write-in (W)	0	0.00%	0	0.00%	0	0.00%
	Cast Votes:	306	66.38%	0	0.00%	306	66.38%
<b>CITY OF MOUNT VERNON, COUNCIL WARD 3, Vote For 1</b>							
	EDGAR FRANKS	82	22.16%	0	0.00%	82	22.16%
	ROBERT FIEDLER	288	77.84%	0	0.00%	288	77.84%
	Write-in (W)	0	0.00%	0	0.00%	0	0.00%
	Cast Votes:	370	80.26%	0	0.00%	370	80.26%
<b>HOSPITAL DISTRICT No. 1, COMMISSIONER POSITION 3, Vote For 1</b>							
	STAN OLSON	309	100.00%	0	0.00%	309	100.00%
	Write-in (W)	0	0.00%	0	0.00%	0	0.00%
	Cast Votes:	309	67.03%	0	0.00%	309	67.03%
<b>HOSPITAL DISTRICT No. 1, COMMISSIONER POSITION 5, Vote For 1</b>							
	CLARK D. TODD	200	59.35%	0	0.00%	200	59.35%
	MATTHEW HALLIDAY	137	40.65%	0	0.00%	137	40.65%
	Write-in (W)	0	0.00%	0	0.00%	0	0.00%
	Cast Votes:	337	73.10%	0	0.00%	337	73.10%
<b>PORT OF SKAGIT, COMMISSIONER DISTRICT 2, Vote For 1</b>							
	JERRY KAUFMAN	312	100.00%	0	0.00%	312	100.00%
	Write-in (W)	0	0.00%	0	0.00%	0	0.00%
	Cast Votes:	312	67.68%	0	0.00%	312	67.68%
<b>MOUNT VERNON SCHOOL DISTRICT 320, DIRECTOR DISTRICT 4, Vote For 1</b>							
	LUANNE GORDON BURKHART	293	100.00%	0	0.00%	293	100.00%
	Write-in (W)	0	0.00%	0	0.00%	0	0.00%
	Cast Votes:	293	63.56%	0	0.00%	293	63.56%
<b>MOUNT VERNON SCHOOL DISTRICT 320, DIRECTOR DISTRICT 5, Vote For 1</b>							
	DIANA LOPEZ	149	38.30%	0	0.00%	149	38.30%
	CHARLES GUILDNER	240	61.70%	0	0.00%	240	61.70%
	Write-in (W)	0	0.00%	0	0.00%	0	0.00%
	Cast Votes:	389	84.38%	0	0.00%	389	84.38%



200511290178  
Skagit County Auditor

11/29/2005 Page 223 of 290 3:04PM

2005 General Election

Precinct Report — Official  
OFFICIAL BALLOT — SKAGIT COUNTY, WASHINGTON — November 08, 2005

Page 187 of 253

11/29/2005 12:17 PM

Precincts Reporting 116 of 116 = 100.00%

Total Number of Voters : 38,599 of 60,859 = 63.42%

Party	Candidate	Early	Election	Total	
<b>Precinct 308 MV 8 (Ballots Cast: 663)</b>					
<b>INITIATIVE MEASURE 900, Vote For 1</b>					
	Yes	346	55.10%	0 0.00%	346 55.10%
	No	282	44.90%	0 0.00%	282 44.90%
	Cast Votes:	628	94.72%	0 0.00%	628 94.72%
<b>INITIATIVE MEASURE 901, Vote For 1</b>					
	Yes	410	62.88%	0 0.00%	410 62.88%
	No	242	37.12%	0 0.00%	242 37.12%
	Cast Votes:	652	98.34%	0 0.00%	652 98.34%
<b>INITIATIVE MEASURE 912, Vote For 1</b>					
	Yes	314	48.31%	0 0.00%	314 48.31%
	No	336	51.69%	0 0.00%	336 51.69%
	Cast Votes:	650	98.04%	0 0.00%	650 98.04%
<b>INITIATIVE MEASURE 330, Vote For 1</b>					
	Yes	361	54.86%	0 0.00%	361 54.86%
	No	297	45.14%	0 0.00%	297 45.14%
	Cast Votes:	658	99.25%	0 0.00%	658 99.25%
<b>INITIATIVE MEASURE 336, Vote For 1</b>					
	Yes	207	31.85%	0 0.00%	207 31.85%
	No	443	68.15%	0 0.00%	443 68.15%
	Cast Votes:	650	98.04%	0 0.00%	650 98.04%
<b>SENATE JOINT RESOLUTION 8207, Vote For 1</b>					
	Approved	386	65.76%	0 0.00%	386 65.76%
	Rejected	201	34.24%	0 0.00%	201 34.24%
	Cast Votes:	587	88.54%	0 0.00%	587 88.54%
<b>CITY OF MOUNT VERNON, COUNCIL AT LARGE, Vote For 1</b>					
	PAUL G. GONZALES	253	44.15%	0 0.00%	253 44.15%
	DALE RAGAN	320	55.85%	0 0.00%	320 55.85%
	Write-in (W)	0	0.00%	0 0.00%	0 0.00%
	Cast Votes:	573	86.43%	0 0.00%	573 86.43%
<b>CITY OF MOUNT VERNON, COUNCIL WARD 1, TWO-YEAR UNEXPIRED TERM, Vote For 1</b>					
	STONEY BIRD	180	30.77%	0 0.00%	180 30.77%
	JOE LINDQUIST	405	69.23%	0 0.00%	405 69.23%
	Write-in (W)	0	0.00%	0 0.00%	0 0.00%
	Cast Votes:	585	88.24%	0 0.00%	585 88.24%
<b>CITY OF MOUNT VERNON, COUNCIL WARD 1, Vote For 1</b>					
	KATHY COMBS	461	100.00%	0 0.00%	461 100.00%
	Write-in (W)	0	0.00%	0 0.00%	0 0.00%
	Cast Votes:	461	69.53%	0 0.00%	461 69.53%

200511290178  
Stagit County Auditor  
11/29/2005 Page 224 of 290 3:04PM

2005 General Election

Precinct Report — Official  
 OFFICIAL BALLOT — SKAGIT COUNTY, WASHINGTON — November 08, 2005

Page 188 of 253

11/29/2005 12:17 PM

Precincts Reporting 116 of 116 = 100.00%

Total Number of Voters : 38,599 of 60,859 = 63.42%

Party	Candidate	Early	Election	Total
-------	-----------	-------	----------	-------

Precinct 308 MV 8 (Ballots Cast: 663)

CITY OF MOUNT VERNON, COUNCIL WARD 2, Vote For 1

JOHN C. CHENEY JR.	457	100.00%	0	0.00%	457	100.00%
Write-in (W)	0	0.00%	0	0.00%	0	0.00%

Cast Votes:	457	68.93%	0	0.00%	457	68.93%
-------------	-----	--------	---	-------	-----	--------

CITY OF MOUNT VERNON, COUNCIL WARD 3, Vote For 1

EDGAR FRANKS	122	23.42%	0	0.00%	122	23.42%
ROBERT FIEDLER	399	76.58%	0	0.00%	399	76.58%
Write-in (W)	0	0.00%	0	0.00%	0	0.00%

Cast Votes:	521	78.58%	0	0.00%	521	78.58%
-------------	-----	--------	---	-------	-----	--------

HOSPITAL DISTRICT No. 1, COMMISSIONER POSITION 3, Vote For 1

STAN OLSON	465	100.00%	0	0.00%	465	100.00%
Write-in (W)	0	0.00%	0	0.00%	0	0.00%

Cast Votes:	465	70.14%	0	0.00%	465	70.14%
-------------	-----	--------	---	-------	-----	--------

HOSPITAL DISTRICT No. 1, COMMISSIONER POSITION 5, Vote For 1

CLARK D. TODD	263	55.49%	0	0.00%	263	55.49%
MATTHEW HALLIDAY	211	44.51%	0	0.00%	211	44.51%
Write-in (W)	0	0.00%	0	0.00%	0	0.00%

Cast Votes:	474	71.49%	0	0.00%	474	71.49%
-------------	-----	--------	---	-------	-----	--------

PORT OF SKAGIT, COMMISSIONER DISTRICT 2, Vote For 1

JERRY KAUFMAN	452	100.00%	0	0.00%	452	100.00%
Write-in (W)	0	0.00%	0	0.00%	0	0.00%

Cast Votes:	452	68.17%	0	0.00%	452	68.17%
-------------	-----	--------	---	-------	-----	--------

MOUNT VERNON SCHOOL DISTRICT 320, DIRECTOR DISTRICT 4, Vote For 1

LUANNE GORDON BURKHART	445	100.00%	0	0.00%	445	100.00%
Write-in (W)	0	0.00%	0	0.00%	0	0.00%

Cast Votes:	445	67.12%	0	0.00%	445	67.12%
-------------	-----	--------	---	-------	-----	--------

MOUNT VERNON SCHOOL DISTRICT 320, DIRECTOR DISTRICT 5, Vote For 1

DIANA LOPEZ	196	36.50%	0	0.00%	196	36.50%
CHARLES GUILDNER	341	63.50%	0	0.00%	341	63.50%
Write-in (W)	0	0.00%	0	0.00%	0	0.00%

Cast Votes:	537	81.00%	0	0.00%	537	81.00%
-------------	-----	--------	---	-------	-----	--------



200511290178  
 Skagit County Auditor

11/29/2005 Page 225 of 290 3:04PM

2005 General Election

Precinct Report — Official  
OFFICIAL BALLOT — SKAGIT COUNTY, WASHINGTON — November 08, 2005

Page 189 of 253

11/29/2005 12:17 PM

Total Number of Voters : 38,599 of 60,859 = 63.42%

Precincts Reporting 116 of 116 = 100.00%

Party	Candidate	Early	Election	Total
-------	-----------	-------	----------	-------

Precinct 309 MV 9 (Ballots Cast: 261)

INITIATIVE MEASURE 900, Vote For 1

Yes	138	55.65%	0	0.00%	138	55.65%
No	110	44.35%	0	0.00%	110	44.35%
Cast Votes:	248	95.02%	0	0.00%	248	95.02%

INITIATIVE MEASURE 901, Vote For 1

Yes	165	63.71%	0	0.00%	165	63.71%
No	94	36.29%	0	0.00%	94	36.29%
Cast Votes:	259	99.23%	0	0.00%	259	99.23%

INITIATIVE MEASURE 912, Vote For 1

Yes	98	38.13%	0	0.00%	98	38.13%
No	159	61.87%	0	0.00%	159	61.87%
Cast Votes:	257	98.47%	0	0.00%	257	98.47%

INITIATIVE MEASURE 330, Vote For 1

Yes	134	52.34%	0	0.00%	134	52.34%
No	122	47.66%	0	0.00%	122	47.66%
Cast Votes:	256	98.08%	0	0.00%	256	98.08%

INITIATIVE MEASURE 336, Vote For 1

Yes	72	28.02%	0	0.00%	72	28.02%
No	185	71.98%	0	0.00%	185	71.98%
Cast Votes:	257	98.47%	0	0.00%	257	98.47%

SENATE JOINT RESOLUTION 8207, Vote For 1

Approved	167	72.61%	0	0.00%	167	72.61%
Rejected	63	27.39%	0	0.00%	63	27.39%
Cast Votes:	230	88.12%	0	0.00%	230	88.12%

CITY OF MOUNT VERNON, COUNCIL AT LARGE, Vote For 1

PAUL G. GONZALES	109	44.67%	0	0.00%	109	44.67%
DALE RAGAN	135	55.33%	0	0.00%	135	55.33%
Write-in (W)	0	0.00%	0	0.00%	0	0.00%
Cast Votes:	244	93.49%	0	0.00%	244	93.49%

CITY OF MOUNT VERNON, COUNCIL WARD 1, TWO-YEAR UNEXPIRED TERM, Vote For 1

STONEY BIRD	78	32.64%	0	0.00%	78	32.64%
JOE LINDQUIST	161	67.36%	0	0.00%	161	67.36%
Write-in (W)	0	0.00%	0	0.00%	0	0.00%
Cast Votes:	239	91.57%	0	0.00%	239	91.57%

CITY OF MOUNT VERNON, COUNCIL WARD 1, Vote For 1

KATHY COMBS	175	100.00%	0	0.00%	175	100.00%
Write-in (W)	0	0.00%	0	0.00%	0	0.00%
Cast Votes:	175	67.05%	0	0.00%	175	67.05%



200511290178  
Skagit County Auditor

11/29/2005 Page 226 of 290 3:04PM

2005 General Election

Precinct Report — Official  
 OFFICIAL BALLOT — SKAGIT COUNTY, WASHINGTON — November 08, 2005

Total Number of Voters : 38,599 of 60,859 = 63.42%

Party	Candidate	Early	Election	Total
-------	-----------	-------	----------	-------

**Precinct 309 MV 9 (Ballots Cast: 261)**

**CITY OF MOUNT VERNON, COUNCIL WARD 2, Vote For 1**

JOHN C. CHENEY JR.	188	100.00%	0	0.00%	188	100.00%
Write-in (W)	0	0.00%	0	0.00%	0	0.00%
<b>Cast Votes:</b>	<b>188</b>	<b>72.03%</b>	<b>0</b>	<b>0.00%</b>	<b>188</b>	<b>72.03%</b>

**CITY OF MOUNT VERNON, COUNCIL WARD 3, Vote For 1**

EDGAR FRANKS	41	18.81%	0	0.00%	41	18.81%
ROBERT FIEDLER	177	81.19%	0	0.00%	177	81.19%
Write-in (W)	0	0.00%	0	0.00%	0	0.00%
<b>Cast Votes:</b>	<b>218</b>	<b>83.52%</b>	<b>0</b>	<b>0.00%</b>	<b>218</b>	<b>83.52%</b>

**HOSPITAL DISTRICT No. 1, COMMISSIONER POSITION 3, Vote For 1**

STAN OLSON	178	100.00%	0	0.00%	178	100.00%
Write-in (W)	0	0.00%	0	0.00%	0	0.00%
<b>Cast Votes:</b>	<b>178</b>	<b>68.20%</b>	<b>0</b>	<b>0.00%</b>	<b>178</b>	<b>68.20%</b>

**HOSPITAL DISTRICT No. 1, COMMISSIONER POSITION 5, Vote For 1**

CLARK D. TODD	131	64.22%	0	0.00%	131	64.22%
MATTHEW HALLIDAY	73	35.78%	0	0.00%	73	35.78%
Write-in (W)	0	0.00%	0	0.00%	0	0.00%
<b>Cast Votes:</b>	<b>204</b>	<b>78.16%</b>	<b>0</b>	<b>0.00%</b>	<b>204</b>	<b>78.16%</b>

**PORT OF SKAGIT, COMMISSIONER DISTRICT 2, Vote For 1**

JERRY KAUFMAN	171	100.00%	0	0.00%	171	100.00%
Write-in (W)	0	0.00%	0	0.00%	0	0.00%
<b>Cast Votes:</b>	<b>171</b>	<b>65.52%</b>	<b>0</b>	<b>0.00%</b>	<b>171</b>	<b>65.52%</b>

**MOUNT VERNON SCHOOL DISTRICT 320, DIRECTOR DISTRICT 4, Vote For 1**

LUANNE GORDON BURKHART	162	100.00%	0	0.00%	162	100.00%
Write-in (W)	0	0.00%	0	0.00%	0	0.00%
<b>Cast Votes:</b>	<b>162</b>	<b>62.07%</b>	<b>0</b>	<b>0.00%</b>	<b>162</b>	<b>62.07%</b>

**MOUNT VERNON SCHOOL DISTRICT 320, DIRECTOR DISTRICT 5, Vote For 1**

DIANA LOPEZ	80	37.38%	0	0.00%	80	37.38%
CHARLES GUILDNER	134	62.62%	0	0.00%	134	62.62%
Write-in (W)	0	0.00%	0	0.00%	0	0.00%
<b>Cast Votes:</b>	<b>214</b>	<b>81.99%</b>	<b>0</b>	<b>0.00%</b>	<b>214</b>	<b>81.99%</b>



200511290178  
 Skagit County Auditor

11/29/2005 Page 227 of 290 3:04PM

2005 General Election

Precinct Report — Official  
OFFICIAL BALLOT — SKAGIT COUNTY, WASHINGTON — November 08, 2005

Page 191 of 253

11/29/2005 12:17 PM

Total Number of Voters : 38,599 of 60,859 = 63.42%

Precincts Reporting 116 of 116 = 100.00%

Party	Candidate	Early	Election	Total
<b>Precinct 310 MV 10 (Ballots Cast: 288)</b>				
<b>INITIATIVE MEASURE 900, Vote For 1</b>				
	Yes	184 68.15%	0 0.00%	184 68.15%
	No	86 31.85%	0 0.00%	86 31.85%
	Cast Votes:	270 93.75%	0 0.00%	270 93.75%
<b>INITIATIVE MEASURE 901, Vote For 1</b>				
	Yes	167 59.01%	0 0.00%	167 59.01%
	No	116 40.99%	0 0.00%	116 40.99%
	Cast Votes:	283 98.26%	0 0.00%	283 98.26%
<b>INITIATIVE MEASURE 912, Vote For 1</b>				
	Yes	152 53.71%	0 0.00%	152 53.71%
	No	131 46.29%	0 0.00%	131 46.29%
	Cast Votes:	283 98.26%	0 0.00%	283 98.26%
<b>INITIATIVE MEASURE 330, Vote For 1</b>				
	Yes	155 55.56%	0 0.00%	155 55.56%
	No	124 44.44%	0 0.00%	124 44.44%
	Cast Votes:	279 96.88%	0 0.00%	279 96.88%
<b>INITIATIVE MEASURE 336, Vote For 1</b>				
	Yes	104 37.41%	0 0.00%	104 37.41%
	No	174 62.59%	0 0.00%	174 62.59%
	Cast Votes:	278 96.53%	0 0.00%	278 96.53%
<b>SENATE JOINT RESOLUTION 8207, Vote For 1</b>				
	Approved	157 61.09%	0 0.00%	157 61.09%
	Rejected	100 38.91%	0 0.00%	100 38.91%
	Cast Votes:	257 89.24%	0 0.00%	257 89.24%
<b>CITY OF MOUNT VERNON, COUNCIL AT LARGE, Vote For 1</b>				
	PAUL G. GONZALES	105 41.83%	0 0.00%	105 41.83%
	DALE RAGAN	146 58.17%	0 0.00%	146 58.17%
	Write-in (W)	0 0.00%	0 0.00%	0 0.00%
	Cast Votes:	251 87.15%	0 0.00%	251 87.15%
<b>CITY OF MOUNT VERNON, COUNCIL WARD 1, TWO-YEAR UNEXPIRED TERM, Vote For 1</b>				
	STONEY BIRD	71 27.52%	0 0.00%	71 27.52%
	JOE LINDQUIST	187 72.48%	0 0.00%	187 72.48%
	Write-in (W)	0 0.00%	0 0.00%	0 0.00%
	Cast Votes:	258 89.58%	0 0.00%	258 89.58%
<b>CITY OF MOUNT VERNON, COUNCIL WARD 1, Vote For 1</b>				
	KATHY COMBS	207 100.00%	0 0.00%	207 100.00%
	Write-in (W)	0 0.00%	0 0.00%	0 0.00%
	Cast Votes:	207 71.88%	0 0.00%	207 71.88%

200511290178  
Skagit County Auditor  
11/29/2005 Page 228 of 290 3:04PM



2005 General Election

Precinct Report — Official  
 OFFICIAL BALLOT — SKAGIT COUNTY, WASHINGTON — November 08, 2005

Total Number of Voters : 38,599 of 60,859 = 63.42%

Precincts Reporting 116 of 116 = 100.00%

Party	Candidate	Early	Election	Total			
<b>Precinct 310 MV 10 (Ballots Cast: 288)</b>							
<b>CITY OF MOUNT VERNON, COUNCIL WARD 2, Vote For 1</b>							
	JOHN C. CHENEY JR.	208	100.00%	0	0.00%	208	100.00%
	Write-in (W)	0	0.00%	0	0.00%	0	0.00%
	Cast Votes:	208	72.22%	0	0.00%	208	72.22%
<b>CITY OF MOUNT VERNON, COUNCIL WARD 3, Vote For 1</b>							
	EDGAR FRANKS	76	32.20%	0	0.00%	76	32.20%
	ROBERT FIEDLER	160	67.80%	0	0.00%	160	67.80%
	Write-in (W)	0	0.00%	0	0.00%	0	0.00%
	Cast Votes:	236	81.94%	0	0.00%	236	81.94%
<b>HOSPITAL DISTRICT No. 1, COMMISSIONER POSITION 3, Vote For 1</b>							
	STAN OLSON	211	100.00%	0	0.00%	211	100.00%
	Write-in (W)	0	0.00%	0	0.00%	0	0.00%
	Cast Votes:	211	73.26%	0	0.00%	211	73.26%
<b>HOSPITAL DISTRICT No. 1, COMMISSIONER POSITION 5, Vote For 1</b>							
	CLARK D. TODD	110	48.89%	0	0.00%	110	48.89%
	MATTHEW HALLIDAY	115	51.11%	0	0.00%	115	51.11%
	Write-in (W)	0	0.00%	0	0.00%	0	0.00%
	Cast Votes:	225	78.13%	0	0.00%	225	78.13%
<b>PORT OF SKAGIT, COMMISSIONER DISTRICT 2, Vote For 1</b>							
	JERRY KAUFMAN	206	100.00%	0	0.00%	206	100.00%
	Write-in (W)	0	0.00%	0	0.00%	0	0.00%
	Cast Votes:	206	71.53%	0	0.00%	206	71.53%
<b>MOUNT VERNON SCHOOL DISTRICT 320, DIRECTOR DISTRICT 4, Vote For 1</b>							
	LUANNE GORDON BURKHART	206	100.00%	0	0.00%	206	100.00%
	Write-in (W)	0	0.00%	0	0.00%	0	0.00%
	Cast Votes:	206	71.53%	0	0.00%	206	71.53%
<b>MOUNT VERNON SCHOOL DISTRICT 320, DIRECTOR DISTRICT 5, Vote For 1</b>							
	DIANA LOPEZ	120	49.18%	0	0.00%	120	49.18%
	CHARLES GUILDNER	124	50.82%	0	0.00%	124	50.82%
	Write-in (W)	0	0.00%	0	0.00%	0	0.00%
	Cast Votes:	244	84.72%	0	0.00%	244	84.72%

200511290178  
 Skagit County Auditor  
 11/29/2005 Page 229 of 290 3:04PM

2005 General Election

Precinct Report — Official  
OFFICIAL BALLOT — SKAGIT COUNTY, WASHINGTON — November 08, 2005


Page 193 of 253

11/29/2005 12:17 PM

Total Number of Voters : 38,599 of 60,859 = 63.42%

Precincts Reporting 116 of 116 = 100.00%

Party	Candidate	Early	Election	Total
<b>Precinct 311 MV 11 (Ballots Cast: 379)</b>				
<b>INITIATIVE MEASURE 900, Vote For 1</b>				
	Yes	202 55.65%	0 0.00%	202 55.65%
	No	161 44.35%	0 0.00%	161 44.35%
	Cast Votes:	363 95.78%	0 0.00%	363 95.78%
<b>INITIATIVE MEASURE 901, Vote For 1</b>				
	Yes	259 69.07%	0 0.00%	259 69.07%
	No	116 30.93%	0 0.00%	116 30.93%
	Cast Votes:	375 98.94%	0 0.00%	375 98.94%
<b>INITIATIVE MEASURE 912, Vote For 1</b>				
	Yes	166 44.74%	0 0.00%	166 44.74%
	No	205 55.26%	0 0.00%	205 55.26%
	Cast Votes:	371 97.89%	0 0.00%	371 97.89%
<b>INITIATIVE MEASURE 330, Vote For 1</b>				
	Yes	233 62.63%	0 0.00%	233 62.63%
	No	139 37.37%	0 0.00%	139 37.37%
	Cast Votes:	372 98.15%	0 0.00%	372 98.15%
<b>INITIATIVE MEASURE 336, Vote For 1</b>				
	Yes	102 27.42%	0 0.00%	102 27.42%
	No	270 72.58%	0 0.00%	270 72.58%
	Cast Votes:	372 98.15%	0 0.00%	372 98.15%
<b>SENATE JOINT RESOLUTION 8207, Vote For 1</b>				
	Approved	219 66.57%	0 0.00%	219 66.57%
	Rejected	110 33.43%	0 0.00%	110 33.43%
	Cast Votes:	329 86.81%	0 0.00%	329 86.81%
<b>CITY OF MOUNT VERNON, COUNCIL AT LARGE, Vote For 1</b>				
	PAUL G. GONZALES	126 40.26%	0 0.00%	126 40.26%
	DALE RAGAN	187 59.74%	0 0.00%	187 59.74%
	Write-in (W)	0 0.00%	0 0.00%	0 0.00%
	Cast Votes:	313 82.59%	0 0.00%	313 82.59%
<b>CITY OF MOUNT VERNON, COUNCIL WARD 1, TWO-YEAR UNEXPIRED TERM, Vote For 1</b>				
	STONE Y BIRD	91 28.62%	0 0.00%	91 28.62%
	JOE LINDQUIST	227 71.38%	0 0.00%	227 71.38%
	Write-in (W)	0 0.00%	0 0.00%	0 0.00%
	Cast Votes:	318 83.91%	0 0.00%	318 83.91%
<b>CITY OF MOUNT VERNON, COUNCIL WARD 1, Vote For 1</b>				
	KATHY COMBS	253 100.00%	0 0.00%	253 100.00%
	Write-in (W)	0 0.00%	0 0.00%	0 0.00%
	Cast Votes:	253 66.75%	0 0.00%	253 66.75%

  
 200511290178  
 Skagit County Auditor  
 11/29/2005 Page 230 of 290 3:04PM

2005 General Election

Precinct Report — Official  
 OFFICIAL BALLOT — SKAGIT COUNTY, WASHINGTON — November 08, 2005

Total Number of Voters : 38,599 of 60,859 = 63.42%

Party	Candidate	Early	Election	Total
<b>Precinct 311 MV 11 (Ballots Cast: 379)</b>				
<b>CITY OF MOUNT VERNON, COUNCIL WARD 2, Vote For 1</b>				
	JOHN C. CHENEY JR.	255 100.00%	0 0.00%	255 100.00%
	Write-in (W)	0 0.00%	0 0.00%	0 0.00%
	Cast Votes:	255 67.28%	0 0.00%	255 67.28%
<b>CITY OF MOUNT VERNON, COUNCIL WARD 3, Vote For 1</b>				
	EDGAR FRANKS	52 17.93%	0 0.00%	52 17.93%
	ROBERT FIEDLER	238 82.07%	0 0.00%	238 82.07%
	Write-in (W)	0 0.00%	0 0.00%	0 0.00%
	Cast Votes:	290 76.52%	0 0.00%	290 76.52%
<b>HOSPITAL DISTRICT No. 1, COMMISSIONER POSITION 3, Vote For 1</b>				
	STAN OLSON	257 100.00%	0 0.00%	257 100.00%
	Write-in (W)	0 0.00%	0 0.00%	0 0.00%
	Cast Votes:	257 67.81%	0 0.00%	257 67.81%
<b>HOSPITAL DISTRICT No. 1, COMMISSIONER POSITION 5, Vote For 1</b>				
	CLARK D. TODD	148 59.20%	0 0.00%	148 59.20%
	MATTHEW HALLIDAY	102 40.80%	0 0.00%	102 40.80%
	Write-in (W)	0 0.00%	0 0.00%	0 0.00%
	Cast Votes:	250 65.96%	0 0.00%	250 65.96%
<b>PORT OF SKAGIT, COMMISSIONER DISTRICT 2, Vote For 1</b>				
	JERRY KAUFMAN	245 100.00%	0 0.00%	245 100.00%
	Write-in (W)	0 0.00%	0 0.00%	0 0.00%
	Cast Votes:	245 64.64%	0 0.00%	245 64.64%
<b>MOUNT VERNON SCHOOL DISTRICT 320, DIRECTOR DISTRICT 4, Vote For 1</b>				
	LUANNE GORDON BURKHART	248 100.00%	0 0.00%	248 100.00%
	Write-in (W)	0 0.00%	0 0.00%	0 0.00%
	Cast Votes:	248 65.44%	0 0.00%	248 65.44%
<b>MOUNT VERNON SCHOOL DISTRICT 320, DIRECTOR DISTRICT 5, Vote For 1</b>				
	DIANA LOPEZ	72 24.41%	0 0.00%	72 24.41%
	CHARLES GUILDNER	223 75.59%	0 0.00%	223 75.59%
	Write-in (W)	0 0.00%	0 0.00%	0 0.00%
	Cast Votes:	295 77.84%	0 0.00%	295 77.84%

200511290178  
 Skagit County Auditor  
 11/29/2005 Page 231 of 290 3:04PM

2005 General Election

Precinct Report — Official  
OFFICIAL BALLOT — SKAGIT COUNTY, WASHINGTON — November 08, 2005

Page 195 of 253

11/29/2005 12:17 PM


Precincts Reporting 116 of 116 = 100.00%

Total Number of Voters : 38,599 of 60,859 = 63.42%

Party	Candidate	Early	Election	Total
-------	-----------	-------	----------	-------

Precinct 312 MV 12 (Ballots Cast: 258)

<b>INITIATIVE MEASURE 900, Vote For 1</b>					
Yes		139	58.65%	0 0.00%	139 58.65%
No		98	41.35%	0 0.00%	98 41.35%
Cast Votes:		237	91.86%	0 0.00%	237 91.86%
<b>INITIATIVE MEASURE 901, Vote For 1</b>					
Yes		140	55.12%	0 0.00%	140 55.12%
No		114	44.88%	0 0.00%	114 44.88%
Cast Votes:		254	98.45%	0 0.00%	254 98.45%
<b>INITIATIVE MEASURE 912, Vote For 1</b>					
Yes		103	40.87%	0 0.00%	103 40.87%
No		149	59.13%	0 0.00%	149 59.13%
Cast Votes:		252	97.67%	0 0.00%	252 97.67%
<b>INITIATIVE MEASURE 330, Vote For 1</b>					
Yes		154	60.39%	0 0.00%	154 60.39%
No		101	39.61%	0 0.00%	101 39.61%
Cast Votes:		255	98.84%	0 0.00%	255 98.84%
<b>INITIATIVE MEASURE 336, Vote For 1</b>					
Yes		81	32.40%	0 0.00%	81 32.40%
No		169	67.60%	0 0.00%	169 67.60%
Cast Votes:		250	96.90%	0 0.00%	250 96.90%
<b>SENATE JOINT RESOLUTION 8207, Vote For 1</b>					
Approved		154	68.44%	0 0.00%	154 68.44%
Rejected		71	31.56%	0 0.00%	71 31.56%
Cast Votes:		225	87.21%	0 0.00%	225 87.21%
<b>CITY OF MOUNT VERNON, COUNCIL AT LARGE, Vote For 1</b>					
PAUL G. GONZALES		85	40.87%	0 0.00%	85 40.87%
DALE RAGAN		123	59.13%	0 0.00%	123 59.13%
Write-in (W)		0	0.00%	0 0.00%	0 0.00%
Cast Votes:		208	80.62%	0 0.00%	208 80.62%
<b>CITY OF MOUNT VERNON, COUNCIL WARD 1, TWO-YEAR UNEXPIRED TERM, Vote For 1</b>					
STONE Y BIRD		62	29.38%	0 0.00%	62 29.38%
JOE LINDQUIST		149	70.62%	0 0.00%	149 70.62%
Write-in (W)		0	0.00%	0 0.00%	0 0.00%
Cast Votes:		211	81.78%	0 0.00%	211 81.78%
<b>CITY OF MOUNT VERNON, COUNCIL WARD 1, Vote For 1</b>					
KATHY COMBS		179	100.00%	0 0.00%	179 100.00%
Write-in (W)		0	0.00%	0 0.00%	0 0.00%
Cast Votes:		179	69.38%	0 0.00%	179 69.38%


 200511290178  
 Skagit County Auditor  
 11/29/2005 Page 232 of 290 3:04PM

2005 General Election

Precinct Report — Official  
 OFFICIAL BALLOT — SKAGIT COUNTY, WASHINGTON — November 08, 2005

Page 196 of 253

11/29/2005 12:17 PM

Precincts Reporting 116 of 116 = 100.00%

Total Number of Voters : 38,599 of 60,859 = 63.42%

Party	Candidate	Early	Election	Total
-------	-----------	-------	----------	-------

**Precinct 312 MV 12 (Ballots Cast: 258)**

**CITY OF MOUNT VERNON, COUNCIL WARD 2, Vote For 1**

JOHN C. CHENEY JR.	176	100.00%	0	0.00%	176	100.00%
Write-in (W)	0	0.00%	0	0.00%	0	0.00%
<b>Cast Votes:</b>	<b>176</b>	<b>68.22%</b>	<b>0</b>	<b>0.00%</b>	<b>176</b>	<b>68.22%</b>

**CITY OF MOUNT VERNON, COUNCIL WARD 3, Vote For 1**

EDGAR FRANKS	54	26.87%	0	0.00%	54	26.87%
ROBERT FIEDLER	147	73.13%	0	0.00%	147	73.13%
Write-in (W)	0	0.00%	0	0.00%	0	0.00%
<b>Cast Votes:</b>	<b>201</b>	<b>77.91%</b>	<b>0</b>	<b>0.00%</b>	<b>201</b>	<b>77.91%</b>

**HOSPITAL DISTRICT No. 1, COMMISSIONER POSITION 3, Vote For 1**

STAN OLSON	183	100.00%	0	0.00%	183	100.00%
Write-in (W)	0	0.00%	0	0.00%	0	0.00%
<b>Cast Votes:</b>	<b>183</b>	<b>70.93%</b>	<b>0</b>	<b>0.00%</b>	<b>183</b>	<b>70.93%</b>

**HOSPITAL DISTRICT No. 1, COMMISSIONER POSITION 5, Vote For 1**

CLARK D. TODD	113	59.79%	0	0.00%	113	59.79%
MATTHEW HALLIDAY	76	40.21%	0	0.00%	76	40.21%
Write-in (W)	0	0.00%	0	0.00%	0	0.00%
<b>Cast Votes:</b>	<b>189</b>	<b>73.26%</b>	<b>0</b>	<b>0.00%</b>	<b>189</b>	<b>73.26%</b>

**PORT OF SKAGIT, COMMISSIONER DISTRICT 2, Vote For 1**


JERRY KAUFMAN	175	100.00%	0	0.00%	175	100.00%
Write-in (W)	0	0.00%	0	0.00%	0	0.00%
<b>Cast Votes:</b>	<b>175</b>	<b>67.83%</b>	<b>0</b>	<b>0.00%</b>	<b>175</b>	<b>67.83%</b>

**MOUNT VERNON SCHOOL DISTRICT 320, DIRECTOR DISTRICT 4, Vote For 1**

LUANNE GORDON BURKHART	180	100.00%	0	0.00%	180	100.00%
Write-in (W)	0	0.00%	0	0.00%	0	0.00%
<b>Cast Votes:</b>	<b>180</b>	<b>69.77%</b>	<b>0</b>	<b>0.00%</b>	<b>180</b>	<b>69.77%</b>

**MOUNT VERNON SCHOOL DISTRICT 320, DIRECTOR DISTRICT 5, Vote For 1**

DIANA LOPEZ	83	40.10%	0	0.00%	83	40.10%
CHARLES GUILDNER	124	59.90%	0	0.00%	124	59.90%
Write-in (W)	0	0.00%	0	0.00%	0	0.00%
<b>Cast Votes:</b>	<b>207</b>	<b>80.23%</b>	<b>0</b>	<b>0.00%</b>	<b>207</b>	<b>80.23%</b>



200511290178  
 Skagit County Auditor

11/29/2005 Page 233 of 290 3:04PM


2005 General Election

Precinct Report — Official  
OFFICIAL BALLOT — SKAGIT COUNTY, WASHINGTON — November 08, 2005

Total Number of Voters : 38,599 of 60,859 = 63.42%

Precincts Reporting 116 of 116 = 100.00%

Party	Candidate	Early	Election	Total	
<b>Precinct 314 MV 14 (Ballots Cast: 588)</b>					
<b>INITIATIVE MEASURE 900, Vote For 1</b>					
	Yes	316	57.45%	0 0.00%	316 57.45%
	No	234	42.55%	0 0.00%	234 42.55%
	Cast Votes:	550	93.54%	0 0.00%	550 93.54%
<b>INITIATIVE MEASURE 901, Vote For 1</b>					
	Yes	372	65.03%	0 0.00%	372 65.03%
	No	200	34.97%	0 0.00%	200 34.97%
	Cast Votes:	572	97.28%	0 0.00%	572 97.28%
<b>INITIATIVE MEASURE 912, Vote For 1</b>					
	Yes	281	48.70%	0 0.00%	281 48.70%
	No	296	51.30%	0 0.00%	296 51.30%
	Cast Votes:	577	98.13%	0 0.00%	577 98.13%
<b>INITIATIVE MEASURE 330, Vote For 1</b>					
	Yes	325	56.52%	0 0.00%	325 56.52%
	No	250	43.48%	0 0.00%	250 43.48%
	Cast Votes:	575	97.79%	0 0.00%	575 97.79%
<b>INITIATIVE MEASURE 336, Vote For 1</b>					
	Yes	197	34.62%	0 0.00%	197 34.62%
	No	372	65.38%	0 0.00%	372 65.38%
	Cast Votes:	569	96.77%	0 0.00%	569 96.77%
<b>SENATE JOINT RESOLUTION 8207, Vote For 1</b>					
	Approved	357	69.73%	0 0.00%	357 69.73%
	Rejected	155	30.27%	0 0.00%	155 30.27%
	Cast Votes:	512	87.07%	0 0.00%	512 87.07%
<b>CITY OF MOUNT VERNON, COUNCIL AT LARGE, Vote For 1</b>					
	PAUL G. GONZALES	200	39.06%	0 0.00%	200 39.06%
	DALE RAGAN	312	60.94%	0 0.00%	312 60.94%
	Write-in (W)	0	0.00%	0 0.00%	0 0.00%
	Cast Votes:	512	87.07%	0 0.00%	512 87.07%
<b>CITY OF MOUNT VERNON, COUNCIL WARD 1, TWO-YEAR UNEXPIRED TERM, Vote For 1</b>					
	STONE Y BIRD	142	27.68%	0 0.00%	142 27.68%
	JOE LINDQUIST	371	72.32%	0 0.00%	371 72.32%
	Write-in (W)	0	0.00%	0 0.00%	0 0.00%
	Cast Votes:	513	87.24%	0 0.00%	513 87.24%
<b>CITY OF MOUNT VERNON, COUNCIL WARD 1, Vote For 1</b>					
	KATHY COMBS	430	100.00%	0 0.00%	430 100.00%
	Write-in (W)	0	0.00%	0 0.00%	0 0.00%
	Cast Votes:	430	73.13%	0 0.00%	430 73.13%


 200511290178  
 Skagit County Auditor  
 11/29/2005 Page 234 of 290 3:04PM

2005 General Election

Precinct Report — Official  
 OFFICIAL BALLOT — SKAGIT COUNTY, WASHINGTON — November 08, 2005

Total Number of Voters : 38,599 of 60,859 = 63.42%

Precincts Reporting 116 of 116 = 100.00%

Party	Candidate	Early	Election	Total
<b>Precinct 314 MV 14 (Ballots Cast: 588)</b>				
<b>CITY OF MOUNT VERNON, COUNCIL WARD 2, Vote For 1</b>				
	JOHN C. CHENEY JR.	438 100.00%	0 0.00%	438 100.00%
	Write-in (W)	0 0.00%	0 0.00%	0 0.00%
	Cast Votes:	438 74.49%	0 0.00%	438 74.49%
<b>CITY OF MOUNT VERNON, COUNCIL WARD 3, Vote For 1</b>				
	EDGAR FRANKS	127 26.74%	0 0.00%	127 26.74%
	ROBERT FIEDLER	348 73.26%	0 0.00%	348 73.26%
	Write-in (W)	0 0.00%	0 0.00%	0 0.00%
	Cast Votes:	475 80.78%	0 0.00%	475 80.78%
<b>HOSPITAL DISTRICT No. 1, COMMISSIONER POSITION 3, Vote For 1</b>				
	STAN OLSON	420 100.00%	0 0.00%	420 100.00%
	Write-in (W)	0 0.00%	0 0.00%	0 0.00%
	Cast Votes:	420 71.43%	0 0.00%	420 71.43%
<b>HOSPITAL DISTRICT No. 1, COMMISSIONER POSITION 5, Vote For 1</b>				
	CLARK D. TODD	265 62.65%	0 0.00%	265 62.65%
	MATTHEW HALLIDAY	158 37.35%	0 0.00%	158 37.35%
	Write-in (W)	0 0.00%	0 0.00%	0 0.00%
	Cast Votes:	423 71.94%	0 0.00%	423 71.94%
<b>PORT OF SKAGIT, COMMISSIONER DISTRICT 2, Vote For 1</b>				
	JERRY KAUFMAN	424 100.00%	0 0.00%	424 100.00%
	Write-in (W)	0 0.00%	0 0.00%	0 0.00%
	Cast Votes:	424 72.11%	0 0.00%	424 72.11%
<b>MOUNT VERNON SCHOOL DISTRICT 320, DIRECTOR DISTRICT 4, Vote For 1</b>				
	LUANNE GORDON BURKHART	429 100.00%	0 0.00%	429 100.00%
	Write-in (W)	0 0.00%	0 0.00%	0 0.00%
	Cast Votes:	429 72.96%	0 0.00%	429 72.96%
<b>MOUNT VERNON SCHOOL DISTRICT 320, DIRECTOR DISTRICT 5, Vote For 1</b>				
	DIANA LOPEZ	179 36.23%	0 0.00%	179 36.23%
	CHARLES GUILDNER	315 63.77%	0 0.00%	315 63.77%
	Write-in (W)	0 0.00%	0 0.00%	0 0.00%
	Cast Votes:	494 84.01%	0 0.00%	494 84.01%



200511290178  
 Skagit County Auditor

11/29/2005 Page 235 of 290 3:04PM

2005 General Election

Precinct Report — Official  
OFFICIAL BALLOT — SKAGIT COUNTY, WASHINGTON — November 08, 2005

Page 199 of 253

11/29/2005 12:17 PM

Total Number of Voters : 38,599 of 60,859 = 63.42%

Precincts Reporting 116 of 116 = 100.00%

Party	Candidate	Early	Election	Total
-------	-----------	-------	----------	-------

Precinct 315 MV 15 (Ballots Cast: 327)

<b>INITIATIVE MEASURE 900, Vote For 1</b>							
Yes		149	49.17%	0	0.00%	149	49.17%
No		154	50.83%	0	0.00%	154	50.83%
Cast Votes:		303	92.66%	0	0.00%	303	92.66%
<b>INITIATIVE MEASURE 901, Vote For 1</b>							
Yes		207	64.29%	0	0.00%	207	64.29%
No		115	35.71%	0	0.00%	115	35.71%
Cast Votes:		322	98.47%	0	0.00%	322	98.47%
<b>INITIATIVE MEASURE 912, Vote For 1</b>							
Yes		143	44.83%	0	0.00%	143	44.83%
No		176	55.17%	0	0.00%	176	55.17%
Cast Votes:		319	97.55%	0	0.00%	319	97.55%
<b>INITIATIVE MEASURE 330, Vote For 1</b>							
Yes		164	51.09%	0	0.00%	164	51.09%
No		157	48.91%	0	0.00%	157	48.91%
Cast Votes:		321	98.17%	0	0.00%	321	98.17%
<b>INITIATIVE MEASURE 336, Vote For 1</b>							
Yes		103	32.59%	0	0.00%	103	32.59%
No		213	67.41%	0	0.00%	213	67.41%
Cast Votes:		316	96.64%	0	0.00%	316	96.64%
<b>SENATE JOINT RESOLUTION 8207, Vote For 1</b>							
Approved		166	57.44%	0	0.00%	166	57.44%
Rejected		123	42.56%	0	0.00%	123	42.56%
Cast Votes:		289	88.38%	0	0.00%	289	88.38%
<b>CITY OF MOUNT VERNON, COUNCIL AT LARGE, Vote For 1</b>							
PAUL G. GONZALES		133	46.67%	0	0.00%	133	46.67%
DALE RAGAN		152	53.33%	0	0.00%	152	53.33%
Write-in (W)		0	0.00%	0	0.00%	0	0.00%
Cast Votes:		285	87.16%	0	0.00%	285	87.16%
<b>CITY OF MOUNT VERNON, COUNCIL WARD 1, TWO-YEAR UNEXPIRED TERM, Vote For 1</b>							
STONE Y BIRD		99	34.02%	0	0.00%	99	34.02%
JOE LINDQUIST		192	65.98%	0	0.00%	192	65.98%
Write-in (W)		0	0.00%	0	0.00%	0	0.00%
Cast Votes:		291	88.99%	0	0.00%	291	88.99%
<b>CITY OF MOUNT VERNON, COUNCIL WARD 1, Vote For 1</b>							
KATHY COMBS		232	100.00%	0	0.00%	232	100.00%
Write-in (W)		0	0.00%	0	0.00%	0	0.00%
Cast Votes:		232	70.95%	0	0.00%	232	70.95%



200511290178  
Skagit County Auditor

11/29/2005 Page 236 of 290 3:04PM



2005 General Election

Precinct Report — Official  
 OFFICIAL BALLOT — SKAGIT COUNTY, WASHINGTON — November 08, 2005


Page 200 of 253

11/29/2005 12:17 PM

Total Number of Voters : 38,599 of 60,859 = 63.42%

Precincts Reporting 116 of 116 = 100.00%

Party	Candidate	Early	Election	Total
<b>Precinct 315 MV 15 (Ballots Cast: 327)</b>				
<b>CITY OF MOUNT VERNON, COUNCIL WARD 2, Vote For 1</b>				
	JOHN C. CHENEY JR.	233 100.00%	0 0.00%	233 100.00%
	Write-in (W)	0 0.00%	0 0.00%	0 0.00%
	Cast Votes:	233 71.25%	0 0.00%	233 71.25%
<b>CITY OF MOUNT VERNON, COUNCIL WARD 3, Vote For 1</b>				
	EDGAR FRANKS	76 29.46%	0 0.00%	76 29.46%
	ROBERT FIEDLER	182 70.54%	0 0.00%	182 70.54%
	Write-in (W)	0 0.00%	0 0.00%	0 0.00%
	Cast Votes:	258 78.90%	0 0.00%	258 78.90%
<b>HOSPITAL DISTRICT No. 1, COMMISSIONER POSITION 3, Vote For 1</b>				
	STAN OLSON	237 100.00%	0 0.00%	237 100.00%
	Write-in (W)	0 0.00%	0 0.00%	0 0.00%
	Cast Votes:	237 72.48%	0 0.00%	237 72.48%
<b>HOSPITAL DISTRICT No. 1, COMMISSIONER POSITION 5, Vote For 1</b>				
	CLARK D. TODD	152 62.55%	0 0.00%	152 62.55%
	MATTHEW HALLIDAY	91 37.45%	0 0.00%	91 37.45%
	Write-in (W)	0 0.00%	0 0.00%	0 0.00%
	Cast Votes:	243 74.31%	0 0.00%	243 74.31%
<b>PORT OF SKAGIT, COMMISSIONER DISTRICT 2, Vote For 1</b>				
	JERRY KAUFMAN	233 100.00%	0 0.00%	233 100.00%
	Write-in (W)	0 0.00%	0 0.00%	0 0.00%
	Cast Votes:	233 71.25%	0 0.00%	233 71.25%
<b>MOUNT VERNON SCHOOL DISTRICT 320, DIRECTOR DISTRICT 4, Vote For 1</b>				
	LUANNE GORDON BURKHART	234 100.00%	0 0.00%	234 100.00%
	Write-in (W)	0 0.00%	0 0.00%	0 0.00%
	Cast Votes:	234 71.56%	0 0.00%	234 71.56%
<b>MOUNT VERNON SCHOOL DISTRICT 320, DIRECTOR DISTRICT 5, Vote For 1</b>				
	DIANA LOPEZ	116 42.03%	0 0.00%	116 42.03%
	CHARLES GUILDNER	160 57.97%	0 0.00%	160 57.97%
	Write-in (W)	0 0.00%	0 0.00%	0 0.00%
	Cast Votes:	276 84.40%	0 0.00%	276 84.40%

  
 200511290178  
 Skagit County Auditor  
 11/29/2005 Page 237 of 290 3:04PM

2005 General Election

Precinct Report — Official  
OFFICIAL BALLOT — SKAGIT COUNTY, WASHINGTON — November 08, 2005

Page 201 of 253

11/29/2005 12:17 PM


Total Number of Voters : 38,599 of 60,859 = 63.42%

Precincts Reporting 116 of 116 = 100.00%

Party	Candidate	Early	Election	Total
-------	-----------	-------	----------	-------

Precinct 316 MV 16 (Ballots Cast: 719)

<b>INITIATIVE MEASURE 900, Vote For 1</b>					
Yes		359	52.49%	0 0.00%	359 52.49%
No		325	47.51%	0 0.00%	325 47.51%
Cast Votes:		684	95.13%	0 0.00%	684 95.13%
<b>INITIATIVE MEASURE 901, Vote For 1</b>					
Yes		500	70.42%	0 0.00%	500 70.42%
No		210	29.58%	0 0.00%	210 29.58%
Cast Votes:		710	98.75%	0 0.00%	710 98.75%
<b>INITIATIVE MEASURE 912, Vote For 1</b>					
Yes		327	46.71%	0 0.00%	327 46.71%
No		373	53.29%	0 0.00%	373 53.29%
Cast Votes:		700	97.36%	0 0.00%	700 97.36%
<b>INITIATIVE MEASURE 330, Vote For 1</b>					
Yes		397	55.84%	0 0.00%	397 55.84%
No		314	44.16%	0 0.00%	314 44.16%
Cast Votes:		711	98.89%	0 0.00%	711 98.89%
<b>INITIATIVE MEASURE 336, Vote For 1</b>					
Yes		201	28.63%	0 0.00%	201 28.63%
No		501	71.37%	0 0.00%	501 71.37%
Cast Votes:		702	97.64%	0 0.00%	702 97.64%
<b>SENATE JOINT RESOLUTION 8207, Vote For 1</b>					
Approved		423	68.01%	0 0.00%	423 68.01%
Rejected		199	31.99%	0 0.00%	199 31.99%
Cast Votes:		622	86.51%	0 0.00%	622 86.51%
<b>CITY OF MOUNT VERNON, COUNCIL AT LARGE, Vote For 1</b>					
PAUL G. GONZALES		292	45.70%	0 0.00%	292 45.70%
DALE RAGAN		347	54.30%	0 0.00%	347 54.30%
Write-in (W)		0	0.00%	0 0.00%	0 0.00%
Cast Votes:		639	88.87%	0 0.00%	639 88.87%
<b>CITY OF MOUNT VERNON, COUNCIL WARD 1, TWO-YEAR UNEXPIRED TERM, Vote For 1</b>					
STONE Y BIRD		188	29.15%	0 0.00%	188 29.15%
JOE LINDQUIST		457	70.85%	0 0.00%	457 70.85%
Write-in (W)		0	0.00%	0 0.00%	0 0.00%
Cast Votes:		645	89.71%	0 0.00%	645 89.71%
<b>CITY OF MOUNT VERNON, COUNCIL WARD 1, Vote For 1</b>					
KATHY COMBS		477	100.00%	0 0.00%	477 100.00%
Write-in (W)		0	0.00%	0 0.00%	0 0.00%
Cast Votes:		477	66.34%	0 0.00%	477 66.34%

  
 200511290178  
 Skagit County Auditor  
 11/29/2005 Page 238 of 290 3:04PM

2005 General Election

Precinct Report — Official  
 OFFICIAL BALLOT — SKAGIT COUNTY, WASHINGTON — November 08, 2005

Total Number of Voters : 38,599 of 60,859 = 63.42%

Precincts Reporting 116 of 116 = 100.00%

Party	Candidate	Early	Election	Total
<b>Precinct 316 MV 16 (Ballots Cast: 719)</b>				
<b>CITY OF MOUNT VERNON, COUNCIL WARD 2, Vote For 1</b>				
	JOHN C. CHENEY JR.	489 100.00%	0 0.00%	489 100.00%
	Write-in (W)	0 0.00%	0 0.00%	0 0.00%
	Cast Votes:	489 68.01%	0 0.00%	489 68.01%
<b>CITY OF MOUNT VERNON, COUNCIL WARD 3, Vote For 1</b>				
	EDGAR FRANKS	125 21.48%	0 0.00%	125 21.48%
	ROBERT FIEDLER	457 78.52%	0 0.00%	457 78.52%
	Write-in (W)	0 0.00%	0 0.00%	0 0.00%
	Cast Votes:	582 80.95%	0 0.00%	582 80.95%
<b>HOSPITAL DISTRICT No. 1, COMMISSIONER POSITION 3, Vote For 1</b>				
	STAN OLSON	484 100.00%	0 0.00%	484 100.00%
	Write-in (W)	0 0.00%	0 0.00%	0 0.00%
	Cast Votes:	484 67.32%	0 0.00%	484 67.32%
<b>HOSPITAL DISTRICT No. 1, COMMISSIONER POSITION 5, Vote For 1</b>				
	CLARK D. TODD	288 59.38%	0 0.00%	288 59.38%
	MATTHEW HALLIDAY	197 40.62%	0 0.00%	197 40.62%
	Write-in (W)	0 0.00%	0 0.00%	0 0.00%
	Cast Votes:	485 67.45%	0 0.00%	485 67.45%
<b>PORT OF SKAGIT, COMMISSIONER DISTRICT 2, Vote For 1</b>				
	JERRY KAUFMAN	476 100.00%	0 0.00%	476 100.00%
	Write-in (W)	0 0.00%	0 0.00%	0 0.00%
	Cast Votes:	476 66.20%	0 0.00%	476 66.20%
<b>MOUNT VERNON SCHOOL DISTRICT 320, DIRECTOR DISTRICT 4, Vote For 1</b>				
	LUANNE GORDON BURKHART	483 100.00%	0 0.00%	483 100.00%
	Write-in (W)	0 0.00%	0 0.00%	0 0.00%
	Cast Votes:	483 67.18%	0 0.00%	483 67.18%
<b>MOUNT VERNON SCHOOL DISTRICT 320, DIRECTOR DISTRICT 5, Vote For 1</b>				
	DIANA LOPEZ	183 30.30%	0 0.00%	183 30.30%
	CHARLES GUILDNER	421 69.70%	0 0.00%	421 69.70%
	Write-in (W)	0 0.00%	0 0.00%	0 0.00%
	Cast Votes:	604 84.01%	0 0.00%	604 84.01%



200511290178  
 Skagit County Auditor

11/29/2005 Page 239 of 290 3:04PM

2005 General Election

Precinct Report — Official  
 OFFICIAL BALLOT — SKAGIT COUNTY, WASHINGTON — November 08, 2005

Total Number of Voters : 38,599 of 60,859 = 63.42%

Precincts Reporting 116 of 116 = 100.00%

Party	Candidate	Early	Election	Total
<b>Precinct 319 MV 19 (Ballots Cast: 502)</b>				
<b>INITIATIVE MEASURE 900, Vote For 1</b>				
	Yes	254 53.25%	0 0.00%	254 53.25%
	No	223 46.75%	0 0.00%	223 46.75%
	Cast Votes:	477 95.02%	0 0.00%	477 95.02%
<b>INITIATIVE MEASURE 901, Vote For 1</b>				
	Yes	336 67.61%	0 0.00%	336 67.61%
	No	161 32.39%	0 0.00%	161 32.39%
	Cast Votes:	497 99.00%	0 0.00%	497 99.00%
<b>INITIATIVE MEASURE 912, Vote For 1</b>				
	Yes	231 46.67%	0 0.00%	231 46.67%
	No	264 53.33%	0 0.00%	264 53.33%
	Cast Votes:	495 98.61%	0 0.00%	495 98.61%
<b>INITIATIVE MEASURE 330, Vote For 1</b>				
	Yes	249 50.10%	0 0.00%	249 50.10%
	No	248 49.90%	0 0.00%	248 49.90%
	Cast Votes:	497 99.00%	0 0.00%	497 99.00%
<b>INITIATIVE MEASURE 336, Vote For 1</b>				
	Yes	155 31.76%	0 0.00%	155 31.76%
	No	333 68.24%	0 0.00%	333 68.24%
	Cast Votes:	488 97.21%	0 0.00%	488 97.21%
<b>SENATE JOINT RESOLUTION 8207, Vote For 1</b>				
	Approved	329 72.15%	0 0.00%	329 72.15%
	Rejected	127 27.85%	0 0.00%	127 27.85%
	Cast Votes:	456 90.84%	0 0.00%	456 90.84%
<b>CITY OF MOUNT VERNON, COUNCIL AT LARGE, Vote For 1</b>				
	PAUL G. GONZALES	214 47.24%	0 0.00%	214 47.24%
	DALE RAGAN	239 52.76%	0 0.00%	239 52.76%
	Write-in (W)	0 0.00%	0 0.00%	0 0.00%
	Cast Votes:	453 90.24%	0 0.00%	453 90.24%
<b>CITY OF MOUNT VERNON, COUNCIL WARD 1, TWO-YEAR UNEXPIRED TERM, Vote For 1</b>				
	STONE Y BIRD	132 28.82%	0 0.00%	132 28.82%
	JOE LINDQUIST	326 71.18%	0 0.00%	326 71.18%
	Write-in (W)	0 0.00%	0 0.00%	0 0.00%
	Cast Votes:	458 91.24%	0 0.00%	458 91.24%
<b>CITY OF MOUNT VERNON, COUNCIL WARD 1, Vote For 1</b>				
	KATHY COMBS	347 100.00%	0 0.00%	347 100.00%
	Write-in (W)	0 0.00%	0 0.00%	0 0.00%
	Cast Votes:	347 69.12%	0 0.00%	347 69.12%

200511290178  
 Skagit County Auditor  
 11/29/2005 Page 240 of 290 3:04PM

2005 General Election

Precinct Report — Official  
 OFFICIAL BALLOT — SKAGIT COUNTY, WASHINGTON — November 08, 2005

Total Number of Voters : 38,599 of 60,859 = 63.42%

Precincts Reporting 116 of 116 = 100.00%

Party	Candidate	Early	Election	Total
<b>Precinct 319 MV 19 (Ballots Cast: 502)</b>				
<b>CITY OF MOUNT VERNON, COUNCIL WARD 2, Vote For 1</b>				
	JOHN C. CHENEY JR.	348 100.00%	0 0.00%	348 100.00%
	Write-in (W)	0 0.00%	0 0.00%	0 0.00%
	Cast Votes:	348 69.32%	0 0.00%	348 69.32%
<b>CITY OF MOUNT VERNON, COUNCIL WARD 3, Vote For 1</b>				
	EDGAR FRANKS	84 19.18%	0 0.00%	84 19.18%
	ROBERT FIEDLER	354 80.82%	0 0.00%	354 80.82%
	Write-in (W)	0 0.00%	0 0.00%	0 0.00%
	Cast Votes:	438 87.25%	0 0.00%	438 87.25%
<b>HOSPITAL DISTRICT No. 1, COMMISSIONER POSITION 3, Vote For 1</b>				
	STAN OLSON	341 100.00%	0 0.00%	341 100.00%
	Write-in (W)	0 0.00%	0 0.00%	0 0.00%
	Cast Votes:	341 67.93%	0 0.00%	341 67.93%
<b>HOSPITAL DISTRICT No. 1, COMMISSIONER POSITION 5, Vote For 1</b>				
	CLARK D. TODD	227 60.86%	0 0.00%	227 60.86%
	MATTHEW HALLIDAY	146 39.14%	0 0.00%	146 39.14%
	Write-in (W)	0 0.00%	0 0.00%	0 0.00%
	Cast Votes:	373 74.30%	0 0.00%	373 74.30%
<b>PORT OF SKAGIT, COMMISSIONER DISTRICT 2, Vote For 1</b>				
	JERRY KAUFMAN	358 100.00%	0 0.00%	358 100.00%
	Write-in (W)	0 0.00%	0 0.00%	0 0.00%
	Cast Votes:	358 71.31%	0 0.00%	358 71.31%
<b>MOUNT VERNON SCHOOL DISTRICT 320, DIRECTOR DISTRICT 4, Vote For 1</b>				
	LUANNE GORDON BURKHART	334 100.00%	0 0.00%	334 100.00%
	Write-in (W)	0 0.00%	0 0.00%	0 0.00%
	Cast Votes:	334 66.53%	0 0.00%	334 66.53%
<b>MOUNT VERNON SCHOOL DISTRICT 320, DIRECTOR DISTRICT 5, Vote For 1</b>				
	DIANA LOPEZ	129 29.52%	0 0.00%	129 29.52%
	CHARLES GUILDNER	308 70.48%	0 0.00%	308 70.48%
	Write-in (W)	0 0.00%	0 0.00%	0 0.00%
	Cast Votes:	437 87.05%	0 0.00%	437 87.05%

200511290178  
 Skagit County Auditor  
 11/29/2005 Page 241 of 290 3:04PM

2005 General Election

Precinct Report — Official  
OFFICIAL BALLOT — SKAGIT COUNTY, WASHINGTON — November 08, 2005

Page 205 of 253

11/29/2005 12:17 PM

Total Number of Voters : 38,599 of 60,859 = 63.42%

Precincts Reporting 116 of 116 = 100.00%

Party	Candidate	Early	Election	Total	
<b>Precinct 321 MV 21 (Ballots Cast: 637)</b>					
<b>INITIATIVE MEASURE 900, Vote For 1</b>					
	Yes	340	55.46%	1 100.00%	341 55.54%
	No	273	44.54%	0 0.00%	273 44.46%
	Cast Votes:	613	96.38%	1 100.00%	614 96.39%
<b>INITIATIVE MEASURE 901, Vote For 1</b>					
	Yes	419	66.83%	1 100.00%	420 66.88%
	No	208	33.17%	0 0.00%	208 33.12%
	Cast Votes:	627	98.58%	1 100.00%	628 98.59%
<b>INITIATIVE MEASURE 912, Vote For 1</b>					
	Yes	313	50.00%	1 100.00%	314 50.08%
	No	313	50.00%	0 0.00%	313 49.92%
	Cast Votes:	626	98.43%	1 100.00%	627 98.43%
<b>INITIATIVE MEASURE 330, Vote For 1</b>					
	Yes	345	55.29%	0 0.00%	345 55.20%
	No	279	44.71%	1 100.00%	280 44.80%
	Cast Votes:	624	98.11%	1 100.00%	625 98.12%
<b>INITIATIVE MEASURE 336, Vote For 1</b>					
	Yes	204	33.01%	0 0.00%	204 32.96%
	No	414	66.99%	1 100.00%	415 67.04%
	Cast Votes:	618	97.17%	1 100.00%	619 97.17%
<b>SENATE JOINT RESOLUTION 8207, Vote For 1</b>					
	Approved	377	67.68%	1 100.00%	378 67.74%
	Rejected	180	32.32%	0 0.00%	180 32.26%
	Cast Votes:	557	87.58%	1 100.00%	558 87.60%
<b>CITY OF MOUNT VERNON, COUNCIL AT LARGE, Vote For 1</b>					
	PAUL G. GONZALES	270	47.62%	0 0.00%	270 47.54%
	DALE RAGAN	297	52.38%	1 100.00%	298 52.46%
	Write-in (W)	0	0.00%	0 0.00%	0 0.00%
	Cast Votes:	567	89.15%	1 100.00%	568 89.17%
<b>CITY OF MOUNT VERNON, COUNCIL WARD 1, TWO-YEAR UNEXPIRED TERM, Vote For 1</b>					
	STONE Y BIRD	149	26.42%	0 0.00%	149 26.37%
	JOE LINDQUIST	415	73.58%	1 100.00%	416 73.63%
	Write-in (W)	0	0.00%	0 0.00%	0 0.00%
	Cast Votes:	564	88.68%	1 100.00%	565 88.70%
<b>CITY OF MOUNT VERNON, COUNCIL WARD 1, Vote For 1</b>					
	KATHY COMBS	450	100.00%	1 100.00%	451 100.00%
	Write-in (W)	0	0.00%	0 0.00%	0 0.00%
	Cast Votes:	450	70.75%	1 100.00%	451 70.80%



200511290178  
Skagit County Auditor

11/29/2005 Page 242 of 290 3:04PM

2005 General Election

Precinct Report — Official  
OFFICIAL BALLOT — SKAGIT COUNTY, WASHINGTON — November 08, 2005

Total Number of Voters : 38,599 of 60,859 = 63.42%

Precincts Reporting 116 of 116 = 100.00%

Party	Candidate	Early	Election	Total
<b>Precinct 321 MV 21 (Ballots Cast: 637)</b>				
<b>CITY OF MOUNT VERNON, COUNCIL WARD 2, Vote For 1</b>				
	JOHN C. CHENEY JR.	442 100.00%	1 100.00%	443 100.00%
	Write-in (W)	0 0.00%	0 0.00%	0 0.00%
	Cast Votes:	442 69.50%	1 100.00%	443 69.54%
<b>CITY OF MOUNT VERNON, COUNCIL WARD 3, Vote For 1</b>				
	EDGAR FRANKS	123 24.45%	0 0.00%	123 24.40%
	ROBERT FIEDLER	380 75.55%	1 100.00%	381 75.60%
	Write-in (W)	0 0.00%	0 0.00%	0 0.00%
	Cast Votes:	503 79.09%	1 100.00%	504 79.12%
<b>HOSPITAL DISTRICT No. 1, COMMISSIONER POSITION 3, Vote For 1</b>				
	STAN OLSON	444 100.00%	1 100.00%	445 100.00%
	Write-in (W)	0 0.00%	0 0.00%	0 0.00%
	Cast Votes:	444 70.36%	1 100.00%	445 70.41%
<b>HOSPITAL DISTRICT No. 1, COMMISSIONER POSITION 5, Vote For 1</b>				
	CLARK D. TODD	257 56.36%	1 100.00%	258 56.46%
	MATTHEW HALLIDAY	199 43.64%	0 0.00%	199 43.54%
	Write-in (W)	0 0.00%	0 0.00%	0 0.00%
	Cast Votes:	456 72.27%	1 100.00%	457 72.31%
<b>HOSPITAL DISTRICT No. 304, COMMISSIONER POSITION 2, Vote For 1</b>				
	CHUCK RUHL	1 100.00%	0 0.00%	1 100.00%
	Write-in (W)	0 0.00%	0 0.00%	0 0.00%
	Cast Votes:	1 20.00%	0 0.00%	1 20.00%
<b>HOSPITAL DISTRICT No. 304, COMMISSIONER POSITION 4, Vote For 1</b>				
	DANIEL H. GARCIA	1 100.00%	0 0.00%	1 100.00%
	Write-in (W)	0 0.00%	0 0.00%	0 0.00%
	Cast Votes:	1 20.00%	0 0.00%	1 20.00%
<b>HOSPITAL DISTRICT No. 304, COMMISSIONER POSITION 5, TWO YEAR UNEXPIRED TERM, Vote For 1</b>				
	ROBERT M. STANLEY	1 100.00%	0 0.00%	1 100.00%
	Write-in (W)	0 0.00%	0 0.00%	0 0.00%
	Cast Votes:	1 20.00%	0 0.00%	1 20.00%
<b>PORT OF SKAGIT, COMMISSIONER DISTRICT 2, Vote For 1</b>				
	JERRY KAUFMAN	442 100.00%	1 100.00%	443 100.00%
	Write-in (W)	0 0.00%	0 0.00%	0 0.00%
	Cast Votes:	442 69.50%	1 100.00%	443 69.54%
<b>MOUNT VERNON SCHOOL DISTRICT 320, DIRECTOR DISTRICT 4, Vote For 1</b>				
	LUANNE GORDON BURKHART	442 100.00%	1 100.00%	443 100.00%
	Write-in (W)	0 0.00%	0 0.00%	0 0.00%
	Cast Votes:	442 69.50%	1 100.00%	443 69.54%



11/29/2005 Page 243 of 290 3:04PM

2005 General Election

Precinct Report — Official  
 OFFICIAL BALLOT — SKAGIT COUNTY, WASHINGTON — November 08, 2005

Page 207 of 253

11/29/2005 12:17 PM

Total Number of Voters : 38,599 of 60,859 = 63.42%

Precincts Reporting 116 of 116 = 100.00%

Party	Candidate	Early	Election	Total
-------	-----------	-------	----------	-------

Precinct 321 MV 21 (Ballots Cast: 637)

MOUNT VERNON SCHOOL DISTRICT 320, DIRECTOR DISTRICT 5, Vote For 1

DIANA LOPEZ	190	37.40%	0	0.00%	190	37.33%
CHARLES GUILDNER	318	62.60%	1	100.00%	319	62.67%
Write-in (W)	0	0.00%	0	0.00%	0	0.00%
Cast Votes:	508	79.87%	1	100.00%	509	79.91%



200511290178  
 Skagit County Auditor

11/29/2005 Page 244 of 290 3:04PM



2005 General Election

Precinct Report — Official  
 OFFICIAL BALLOT — SKAGIT COUNTY, WASHINGTON — November 08, 2005


Page 208 of 253

11/29/2005 12:17 PM

Precincts Reporting 116 of 116 = 100.00%

Total Number of Voters : 38,599 of 60,859 = 63.42%

Party	Candidate	Early	Election	Total
<b>Precinct 322 MV 22 (Ballots Cast: 467)</b>				
<b>INITIATIVE MEASURE 900, Vote For 1</b>				
	Yes	234 52.82%	0 0.00%	234 52.82%
	No	209 47.18%	0 0.00%	209 47.18%
	Cast Votes:	443 94.86%	0 0.00%	443 94.86%
<b>INITIATIVE MEASURE 901, Vote For 1</b>				
	Yes	324 69.83%	0 0.00%	324 69.83%
	No	140 30.17%	0 0.00%	140 30.17%
	Cast Votes:	464 99.36%	0 0.00%	464 99.36%
<b>INITIATIVE MEASURE 912, Vote For 1</b>				
	Yes	216 47.58%	0 0.00%	216 47.58%
	No	238 52.42%	0 0.00%	238 52.42%
	Cast Votes:	454 97.22%	0 0.00%	454 97.22%
<b>INITIATIVE MEASURE 330, Vote For 1</b>				
	Yes	253 54.76%	0 0.00%	253 54.76%
	No	209 45.24%	0 0.00%	209 45.24%
	Cast Votes:	462 98.93%	0 0.00%	462 98.93%
<b>INITIATIVE MEASURE 336, Vote For 1</b>				
	Yes	141 30.65%	0 0.00%	141 30.65%
	No	319 69.35%	0 0.00%	319 69.35%
	Cast Votes:	460 98.50%	0 0.00%	460 98.50%
<b>SENATE JOINT RESOLUTION 8207, Vote For 1</b>				
	Approved	283 68.69%	0 0.00%	283 68.69%
	Rejected	129 31.31%	0 0.00%	129 31.31%
	Cast Votes:	412 88.22%	0 0.00%	412 88.22%
<b>CITY OF MOUNT VERNON, COUNCIL AT LARGE, Vote For 1</b>				
	PAUL G. GONZALES	189 45.65%	0 0.00%	189 45.65%
	DALE RAGAN	225 54.35%	0 0.00%	225 54.35%
	Write-in (W)	0 0.00%	0 0.00%	0 0.00%
	Cast Votes:	414 88.65%	0 0.00%	414 88.65%
<b>CITY OF MOUNT VERNON, COUNCIL WARD 1, TWO-YEAR UNEXPIRED TERM, Vote For 1</b>				
	STONE Y BIRD	121 28.61%	0 0.00%	121 28.61%
	JOE LINDQUIST	302 71.39%	0 0.00%	302 71.39%
	Write-in (W)	0 0.00%	0 0.00%	0 0.00%
	Cast Votes:	423 90.58%	0 0.00%	423 90.58%
<b>CITY OF MOUNT VERNON, COUNCIL WARD 1, Vote For 1</b>				
	KATHY COMBS	309 100.00%	0 0.00%	309 100.00%
	Write-in (W)	0 0.00%	0 0.00%	0 0.00%
	Cast Votes:	309 66.17%	0 0.00%	309 66.17%


 200511290178  
 Skagit County Auditor  
 11/29/2005 Page 245 of 290 3:04PM

2005 General Election

Precinct Report — Official  
 OFFICIAL BALLOT — SKAGIT COUNTY, WASHINGTON — November 08, 2005

Total Number of Voters : 38,599 of 60,859 = 63.42%

Precincts Reporting 116 of 116 = 100.00%

Party	Candidate	Early	Election	Total
-------	-----------	-------	----------	-------

Precinct 322 MV 22 (Ballots Cast: 467)

CITY OF MOUNT VERNON, COUNCIL WARD 2, Vote For 1

JOHN C. CHENEY JR.	298	100.00%	0	0.00%	298	100.00%
Write-in (W)	0	0.00%	0	0.00%	0	0.00%

Cast Votes:	298	63.81%	0	0.00%	298	63.81%
-------------	-----	--------	---	-------	-----	--------

CITY OF MOUNT VERNON, COUNCIL WARD 3, Vote For 1

EDGAR FRANKS	81	21.43%	0	0.00%	81	21.43%
ROBERT FIEDLER	297	78.57%	0	0.00%	297	78.57%
Write-in (W)	0	0.00%	0	0.00%	0	0.00%

Cast Votes:	378	80.94%	0	0.00%	378	80.94%
-------------	-----	--------	---	-------	-----	--------

HOSPITAL DISTRICT No. 1, COMMISSIONER POSITION 3, Vote For 1

STAN OLSON	97	100.00%	0	0.00%	97	100.00%
Write-in (W)	0	0.00%	0	0.00%	0	0.00%

Cast Votes:	97	58.79%	0	0.00%	97	58.79%
-------------	----	--------	---	-------	----	--------

HOSPITAL DISTRICT No. 1, COMMISSIONER POSITION 5, Vote For 1

CLARK D. TODD	64	59.26%	0	0.00%	64	59.26%
MATTHEW HALLIDAY	44	40.74%	0	0.00%	44	40.74%
Write-in (W)	0	0.00%	0	0.00%	0	0.00%

Cast Votes:	108	65.45%	0	0.00%	108	65.45%
-------------	-----	--------	---	-------	-----	--------

HOSPITAL DISTRICT No. 304, COMMISSIONER POSITION 2, Vote For 1

CHUCK RUHL	184	100.00%	0	0.00%	184	100.00%
Write-in (W)	0	0.00%	0	0.00%	0	0.00%

Cast Votes:	184	60.93%	0	0.00%	184	60.93%
-------------	-----	--------	---	-------	-----	--------

HOSPITAL DISTRICT No. 304, COMMISSIONER POSITION 4, Vote For 1

DANIEL H. GARCIA	173	100.00%	0	0.00%	173	100.00%
Write-in (W)	0	0.00%	0	0.00%	0	0.00%

Cast Votes:	173	57.28%	0	0.00%	173	57.28%
-------------	-----	--------	---	-------	-----	--------

HOSPITAL DISTRICT No. 304, COMMISSIONER POSITION 5, TWO YEAR UNEXPIRED TERM, Vote For 1

ROBERT M. STANLEY	182	100.00%	0	0.00%	182	100.00%
Write-in (W)	0	0.00%	0	0.00%	0	0.00%

Cast Votes:	182	60.26%	0	0.00%	182	60.26%
-------------	-----	--------	---	-------	-----	--------

PORT OF SKAGIT, COMMISSIONER DISTRICT 2, Vote For 1

JERRY KAUFMAN	281	100.00%	0	0.00%	281	100.00%
Write-in (W)	0	0.00%	0	0.00%	0	0.00%

Cast Votes:	281	60.17%	0	0.00%	281	60.17%
-------------	-----	--------	---	-------	-----	--------

MOUNT VERNON SCHOOL DISTRICT 320, DIRECTOR DISTRICT 4, Vote For 1

LUANNE GORDON BURKHART	278	100.00%	0	0.00%	278	100.00%
Write-in (W)	0	0.00%	0	0.00%	0	0.00%

Cast Votes:	278	59.53%	0	0.00%	278	59.53%
-------------	-----	--------	---	-------	-----	--------



200511290178  
 Skagit County Auditor

11/29/2005 Page 246 of 290 3:04PM

2005 General Election

Precinct Report — Official  
 OFFICIAL BALLOT — SKAGIT COUNTY, WASHINGTON — November 08, 2005

Page 210 of 253

11/29/2005 12:17 PM

Total Number of Voters : 38,599 of 60,859 = 63.42%

Precincts Reporting 116 of 116 = 100.00%

Party	Candidate	Early	Election	Total
-------	-----------	-------	----------	-------

Precinct 322 MV 22 (Ballots Cast: 467)

MOUNT VERNON SCHOOL DISTRICT 320, DIRECTOR DISTRICT 5, Vote For 1

DIANA LOPEZ	123	32.11%	0	0.00%	123	32.11%
CHARLES GUILDNER	260	67.89%	0	0.00%	260	67.89%
Write-in (W)	0	0.00%	0	0.00%	0	0.00%
Cast Votes:	383	82.01%	0	0.00%	383	82.01%



200511290178  
 Skagit County Auditor

11/29/2005 Page 247 of 290 3:04PM

2005 General Election

Precinct Report — Official  
 OFFICIAL BALLOT — SKAGIT COUNTY, WASHINGTON — November 08, 2005

Page 211 of 253

11/29/2005 12:17 PM

Total Number of Voters : 38,599 of 60,859 = 63.42%

Precincts Reporting 116 of 116 = 100.00%

Party	Candidate	Early	Election	Total
<b>Precinct 326 MV 26 (Ballots Cast: 0)</b>				
<b>INITIATIVE MEASURE 900, Vote For 1</b>				
	Yes	0	0.00%	0 0.00%
	No	0	0.00%	0 0.00%
	Cast Votes:	0	0.00%	0 0.00%
<b>INITIATIVE MEASURE 901, Vote For 1</b>				
	Yes	0	0.00%	0 0.00%
	No	0	0.00%	0 0.00%
	Cast Votes:	0	0.00%	0 0.00%
<b>INITIATIVE MEASURE 912, Vote For 1</b>				
	Yes	0	0.00%	0 0.00%
	No	0	0.00%	0 0.00%
	Cast Votes:	0	0.00%	0 0.00%
<b>INITIATIVE MEASURE 330, Vote For 1</b>				
	Yes	0	0.00%	0 0.00%
	No	0	0.00%	0 0.00%
	Cast Votes:	0	0.00%	0 0.00%
<b>INITIATIVE MEASURE 336, Vote For 1</b>				
	Yes	0	0.00%	0 0.00%
	No	0	0.00%	0 0.00%
	Cast Votes:	0	0.00%	0 0.00%
<b>SENATE JOINT RESOLUTION 8207, Vote For 1</b>				
	Approved	0	0.00%	0 0.00%
	Rejected	0	0.00%	0 0.00%
	Cast Votes:	0	0.00%	0 0.00%
<b>CITY OF MOUNT VERNON, COUNCIL AT LARGE, Vote For 1</b>				
	PAUL G. GONZALES	0	0.00%	0 0.00%
	DALE RAGAN	0	0.00%	0 0.00%
	Write-in (W)	0	0.00%	0 0.00%
	Cast Votes:	0	0.00%	0 0.00%
<b>CITY OF MOUNT VERNON, COUNCIL WARD 1, TWO-YEAR UNEXPIRED TERM, Vote For 1</b>				
	STONEY BIRD	0	0.00%	0 0.00%
	JOE LINDQUIST	0	0.00%	0 0.00%
	Write-in (W)	0	0.00%	0 0.00%
	Cast Votes:	0	0.00%	0 0.00%
<b>CITY OF MOUNT VERNON, COUNCIL WARD 1, Vote For 1</b>				
	KATHY COMBS	0	0.00%	0 0.00%
	Write-in (W)	0	0.00%	0 0.00%
	Cast Votes:	0	0.00%	0 0.00%



200511290178  
 Skagit County Auditor

11/29/2005 Page 248 of 290 3:04PM

2005 General Election

Precinct Report — Official  
OFFICIAL BALLOT — SKAGIT COUNTY, WASHINGTON — November 08, 2005

Page 212 of 253

11/29/2005 12:17 PM

Total Number of Voters : 38,599 of 60,859 = 63.42%

Precincts Reporting 116 of 116 = 100.00%

Party	Candidate	Early	Election	Total
<b>Precinct 326 MV 26 (Ballots Cast: 0)</b>				
<b>CITY OF MOUNT VERNON, COUNCIL WARD 2, Vote For 1</b>				
	JOHN C. CHENEY JR.	0	0.00%	0
	Write-in (W)	0	0.00%	0
	Cast Votes:	0	0.00%	0
<b>CITY OF MOUNT VERNON, COUNCIL WARD 3, Vote For 1</b>				
	EDGAR FRANKS	0	0.00%	0
	ROBERT FIEDLER	0	0.00%	0
	Write-in (W)	0	0.00%	0
	Cast Votes:	0	0.00%	0
<b>HOSPITAL DISTRICT No. 1, COMMISSIONER POSITION 3, Vote For 1</b>				
	STAN OLSON	0	0.00%	0
	Write-in (W)	0	0.00%	0
	Cast Votes:	0	0.00%	0
<b>HOSPITAL DISTRICT No. 1, COMMISSIONER POSITION 5, Vote For 1</b>				
	CLARK D. TODD	0	0.00%	0
	MATTHEW HALLIDAY	0	0.00%	0
	Write-in (W)	0	0.00%	0
	Cast Votes:	0	0.00%	0
<b>PORT OF SKAGIT, COMMISSIONER DISTRICT 2, Vote For 1</b>				
	JERRY KAUFMAN	0	0.00%	0
	Write-in (W)	0	0.00%	0
	Cast Votes:	0	0.00%	0
<b>MOUNT VERNON SCHOOL DISTRICT 320, DIRECTOR DISTRICT 4, Vote For 1</b>				
	LUANNE GORDON BURKHART	0	0.00%	0
	Write-in (W)	0	0.00%	0
	Cast Votes:	0	0.00%	0
<b>MOUNT VERNON SCHOOL DISTRICT 320, DIRECTOR DISTRICT 5, Vote For 1</b>				
	DIANA LOPEZ	0	0.00%	0
	CHARLES GUILDNER	0	0.00%	0
	Write-in (W)	0	0.00%	0
	Cast Votes:	0	0.00%	0

200511290178  
Skagit County Auditor  
11/29/2005 Page 249 of 290 3:04PM

2005 General Election

Precinct Report — Official  
 OFFICIAL BALLOT — SKAGIT COUNTY, WASHINGTON — November 08, 2005

Page 213 of 253

11/29/2005 12:17 PM

Precincts Reporting 116 of 116 = 100.00%

Total Number of Voters : 38,599 of 60,859 = 63.42%

Party	Candidate	Early	Election	Total
<b>Precinct 327 MV 27 (Ballots Cast: 184)</b>				
<b>INITIATIVE MEASURE 900, Vote For 1</b>				
	Yes	115 66.86%	0 0.00%	115 66.86%
	No	57 33.14%	0 0.00%	57 33.14%
	Cast Votes:	172 93.48%	0 0.00%	172 93.48%
<b>INITIATIVE MEASURE 901, Vote For 1</b>				
	Yes	101 56.11%	0 0.00%	101 56.11%
	No	79 43.89%	0 0.00%	79 43.89%
	Cast Votes:	180 97.83%	0 0.00%	180 97.83%
<b>INITIATIVE MEASURE 912, Vote For 1</b>				
	Yes	97 54.19%	0 0.00%	97 54.19%
	No	82 45.81%	0 0.00%	82 45.81%
	Cast Votes:	179 97.28%	0 0.00%	179 97.28%
<b>INITIATIVE MEASURE 330, Vote For 1</b>				
	Yes	121 67.60%	0 0.00%	121 67.60%
	No	58 32.40%	0 0.00%	58 32.40%
	Cast Votes:	179 97.28%	0 0.00%	179 97.28%
<b>INITIATIVE MEASURE 336, Vote For 1</b>				
	Yes	40 22.22%	0 0.00%	40 22.22%
	No	140 77.78%	0 0.00%	140 77.78%
	Cast Votes:	180 97.83%	0 0.00%	180 97.83%
<b>SENATE JOINT RESOLUTION 8207, Vote For 1</b>				
	Approved	109 70.32%	0 0.00%	109 70.32%
	Rejected	46 29.68%	0 0.00%	46 29.68%
	Cast Votes:	155 84.24%	0 0.00%	155 84.24%
<b>CITY OF MOUNT VERNON, COUNCIL AT LARGE, Vote For 1</b>				
	PAUL G. GONZALES	34 21.25%	0 0.00%	34 21.25%
	DALE RAGAN	126 78.75%	0 0.00%	126 78.75%
	Write-in (W)	0 0.00%	0 0.00%	0 0.00%
	Cast Votes:	160 86.96%	0 0.00%	160 86.96%
<b>CITY OF MOUNT VERNON, COUNCIL WARD 1, TWO-YEAR UNEXPIRED TERM, Vote For 1</b>				
	STONE BIRD	42 25.45%	0 0.00%	42 25.45%
	JOE LINDQUIST	123 74.55%	0 0.00%	123 74.55%
	Write-in (W)	0 0.00%	0 0.00%	0 0.00%
	Cast Votes:	165 89.67%	0 0.00%	165 89.67%
<b>CITY OF MOUNT VERNON, COUNCIL WARD 1, Vote For 1</b>				
	KATHY COMBS	132 100.00%	0 0.00%	132 100.00%
	Write-in (W)	0 0.00%	0 0.00%	0 0.00%
	Cast Votes:	132 71.74%	0 0.00%	132 71.74%



200511290178  
 Skagit County Auditor

11/29/2005 Page 250 of 290 3:04PM

2005 General Election

Precinct Report — Official  
OFFICIAL BALLOT — SKAGIT COUNTY, WASHINGTON — November 08, 2005

Page 214 of 253

11/29/2005 12:17 PM

Total Number of Voters : 38,599 of 60,859 = 63.42%

Precincts Reporting 116 of 116 = 100.00%

Party	Candidate	Early	Election	Total
<b>Precinct 327 MV 27 (Ballots Cast: 184)</b>				
<b>CITY OF MOUNT VERNON, COUNCIL WARD 2, Vote For 1</b>				
	JOHN C. CHENEY JR.	135 100.00%	0 0.00%	135 100.00%
	Write-in (W)	0 0.00%	0 0.00%	0 0.00%
	Cast Votes:	135 73.37%	0 0.00%	135 73.37%
<b>CITY OF MOUNT VERNON, COUNCIL WARD 3, Vote For 1</b>				
	EDGAR FRANKS	35 23.81%	0 0.00%	35 23.81%
	ROBERT FIEDLER	112 76.19%	0 0.00%	112 76.19%
	Write-in (W)	0 0.00%	0 0.00%	0 0.00%
	Cast Votes:	147 79.89%	0 0.00%	147 79.89%
<b>HOSPITAL DISTRICT No. 1, COMMISSIONER POSITION 3, Vote For 1</b>				
	STAN OLSON	132 100.00%	0 0.00%	132 100.00%
	Write-in (W)	0 0.00%	0 0.00%	0 0.00%
	Cast Votes:	132 71.74%	0 0.00%	132 71.74%
<b>HOSPITAL DISTRICT No. 1, COMMISSIONER POSITION 5, Vote For 1</b>				
	CLARK D. TODD	83 60.58%	0 0.00%	83 60.58%
	MATTHEW HALLIDAY	54 39.42%	0 0.00%	54 39.42%
	Write-in (W)	0 0.00%	0 0.00%	0 0.00%
	Cast Votes:	137 74.46%	0 0.00%	137 74.46%
<b>PORT OF SKAGIT, COMMISSIONER DISTRICT 2, Vote For 1</b>				
	JERRY KAUFMAN	134 100.00%	0 0.00%	134 100.00%
	Write-in (W)	0 0.00%	0 0.00%	0 0.00%
	Cast Votes:	134 72.83%	0 0.00%	134 72.83%
<b>MOUNT VERNON SCHOOL DISTRICT 320, DIRECTOR DISTRICT 4, Vote For 1</b>				
	LUANNE GORDON BURKHART	131 100.00%	0 0.00%	131 100.00%
	Write-in (W)	0 0.00%	0 0.00%	0 0.00%
	Cast Votes:	131 71.20%	0 0.00%	131 71.20%
<b>MOUNT VERNON SCHOOL DISTRICT 320, DIRECTOR DISTRICT 5, Vote For 1</b>				
	DIANA LOPEZ	46 31.51%	0 0.00%	46 31.51%
	CHARLES GUILDNER	100 68.49%	0 0.00%	100 68.49%
	Write-in (W)	0 0.00%	0 0.00%	0 0.00%
	Cast Votes:	146 79.35%	0 0.00%	146 79.35%



200511290178  
Skagit County Auditor

11/29/2005 Page 251 of 290 3:04PM

2005 General Election

Precinct Report — Official  
 OFFICIAL BALLOT — SKAGIT COUNTY, WASHINGTON — November 08, 2005

Page 215 of 253

11/29/2005 12:17 PM

Total Number of Voters : 38,599 of 60,859 = 63.42%

Precincts Reporting 116 of 116 = 100.00%

Party	Candidate	Early	Election	Total
<b>Precinct 328 MV 28 (Ballots Cast: 78)</b>				
<b>INITIATIVE MEASURE 900, Vote For 1</b>				
	Yes	31 41.89%	0 0.00%	31 41.89%
	No	43 58.11%	0 0.00%	43 58.11%
	Cast Votes:	74 94.87%	0 0.00%	74 94.87%
<b>INITIATIVE MEASURE 901, Vote For 1</b>				
	Yes	35 44.87%	0 0.00%	35 44.87%
	No	43 55.13%	0 0.00%	43 55.13%
	Cast Votes:	78 100.00%	0 0.00%	78 100.00%
<b>INITIATIVE MEASURE 912, Vote For 1</b>				
	Yes	36 47.37%	0 0.00%	36 47.37%
	No	40 52.63%	0 0.00%	40 52.63%
	Cast Votes:	76 97.44%	0 0.00%	76 97.44%
<b>INITIATIVE MEASURE 330, Vote For 1</b>				
	Yes	33 44.00%	0 0.00%	33 44.00%
	No	42 56.00%	0 0.00%	42 56.00%
	Cast Votes:	75 96.15%	0 0.00%	75 96.15%
<b>INITIATIVE MEASURE 336, Vote For 1</b>				
	Yes	35 46.05%	0 0.00%	35 46.05%
	No	41 53.95%	0 0.00%	41 53.95%
	Cast Votes:	76 97.44%	0 0.00%	76 97.44%
<b>SENATE JOINT RESOLUTION 8207, Vote For 1</b>				
	Approved	39 57.35%	0 0.00%	39 57.35%
	Rejected	29 42.65%	0 0.00%	29 42.65%
	Cast Votes:	68 87.18%	0 0.00%	68 87.18%
<b>CITY OF MOUNT VERNON, COUNCIL AT LARGE, Vote For 1</b>				
	PAUL G. GONZALES	30 41.67%	0 0.00%	30 41.67%
	DALE RAGAN	42 58.33%	0 0.00%	42 58.33%
	Write-in (W)	0 0.00%	0 0.00%	0 0.00%
	Cast Votes:	72 92.31%	0 0.00%	72 92.31%
<b>CITY OF MOUNT VERNON, COUNCIL WARD 1, TWO-YEAR UNEXPIRED TERM, Vote For 1</b>				
	STONEY BIRD	19 26.76%	0 0.00%	19 26.76%
	JOE LINDQUIST	52 73.24%	0 0.00%	52 73.24%
	Write-in (W)	0 0.00%	0 0.00%	0 0.00%
	Cast Votes:	71 91.03%	0 0.00%	71 91.03%
<b>CITY OF MOUNT VERNON, COUNCIL WARD 1, Vote For 1</b>				
	KATHY COMBS	56 100.00%	0 0.00%	56 100.00%
	Write-in (W)	0 0.00%	0 0.00%	0 0.00%
	Cast Votes:	56 71.79%	0 0.00%	56 71.79%

200511290178  
 Skagit County Auditor  
 11/29/2005 Page 252 of 290 3:04PM



2005 General Election

Precinct Report — Official  
OFFICIAL BALLOT — SKAGIT COUNTY, WASHINGTON — November 08, 2005


Page 216 of 253

11/29/2005 12:17 PM

Total Number of Voters : 38,599 of 60,859 = 63.42%

Precincts Reporting 116 of 116 = 100.00%

Party	Candidate	Early	Election	Total
<b>Precinct 328 MV 28 (Ballots Cast: 78)</b>				
<b>CITY OF MOUNT VERNON, COUNCIL WARD 2, Vote For 1</b>				
	JOHN C. CHENEY JR.	56 100.00%	0 0.00%	56 100.00%
	Write-in (W)	0 0.00%	0 0.00%	0 0.00%
	Cast Votes:	56 71.79%	0 0.00%	56 71.79%
<b>CITY OF MOUNT VERNON, COUNCIL WARD 3, Vote For 1</b>				
	EDGAR FRANKS	18 28.13%	0 0.00%	18 28.13%
	ROBERT FIEDLER	46 71.88%	0 0.00%	46 71.88%
	Write-in (W)	0 0.00%	0 0.00%	0 0.00%
	Cast Votes:	64 82.05%	0 0.00%	64 82.05%
<b>HOSPITAL DISTRICT No. 1, COMMISSIONER POSITION 3, Vote For 1</b>				
	STAN OLSON	59 100.00%	0 0.00%	59 100.00%
	Write-in (W)	0 0.00%	0 0.00%	0 0.00%
	Cast Votes:	59 75.64%	0 0.00%	59 75.64%
<b>HOSPITAL DISTRICT No. 1, COMMISSIONER POSITION 5, Vote For 1</b>				
	CLARK D. TODD	27 47.37%	0 0.00%	27 47.37%
	MATTHEW HALLIDAY	30 52.63%	0 0.00%	30 52.63%
	Write-in (W)	0 0.00%	0 0.00%	0 0.00%
	Cast Votes:	57 73.08%	0 0.00%	57 73.08%
<b>PORT OF SKAGIT, COMMISSIONER DISTRICT 2, Vote For 1</b>				
	JERRY KAUFMAN	54 100.00%	0 0.00%	54 100.00%
	Write-in (W)	0 0.00%	0 0.00%	0 0.00%
	Cast Votes:	54 69.23%	0 0.00%	54 69.23%
<b>MOUNT VERNON SCHOOL DISTRICT 320, DIRECTOR DISTRICT 4, Vote For 1</b>				
	LUANNE GORDON BURKHART	55 100.00%	0 0.00%	55 100.00%
	Write-in (W)	0 0.00%	0 0.00%	0 0.00%
	Cast Votes:	55 70.51%	0 0.00%	55 70.51%
<b>MOUNT VERNON SCHOOL DISTRICT 320, DIRECTOR DISTRICT 5, Vote For 1</b>				
	DIANA LOPEZ	27 40.30%	0 0.00%	27 40.30%
	CHARLES GUILDNER	40 59.70%	0 0.00%	40 59.70%
	Write-in (W)	0 0.00%	0 0.00%	0 0.00%
	Cast Votes:	67 85.90%	0 0.00%	67 85.90%



11/29/2005 Page 253 of 290 3:04PM

2005 General Election

Precinct Report — Official  
 OFFICIAL BALLOT — SKAGIT COUNTY, WASHINGTON — November 08, 2005

Page 217 of 253

11/29/2005 12:17 PM

Total Number of Voters : 38,599 of 60,859 = 63.42%

Precincts Reporting 116 of 116 = 100.00%

Party	Candidate	Early	Election	Total
-------	-----------	-------	----------	-------

Precinct 401 SW 1 (Ballots Cast: 340)

<b>INITIATIVE MEASURE 900, Vote For 1</b>							
Yes		182	56.35%	0	0.00%	182	56.17%
No		141	43.65%	1	100.00%	142	43.83%
Cast Votes:		323	95.28%	1	100.00%	324	95.29%
<b>INITIATIVE MEASURE 901, Vote For 1</b>							
Yes		209	62.95%	0	0.00%	209	62.76%
No		123	37.05%	1	100.00%	124	37.24%
Cast Votes:		332	97.94%	1	100.00%	333	97.94%
<b>INITIATIVE MEASURE 912, Vote For 1</b>							
Yes		171	51.98%	1	100.00%	172	52.12%
No		158	48.02%	0	0.00%	158	47.88%
Cast Votes:		329	97.05%	1	100.00%	330	97.06%
<b>INITIATIVE MEASURE 330, Vote For 1</b>							
Yes		172	51.50%	0	0.00%	172	51.34%
No		162	48.50%	1	100.00%	163	48.66%
Cast Votes:		334	98.53%	1	100.00%	335	98.53%
<b>INITIATIVE MEASURE 336, Vote For 1</b>							
Yes		126	37.84%	1	100.00%	127	38.02%
No		207	62.16%	0	0.00%	207	61.98%
Cast Votes:		333	98.23%	1	100.00%	334	98.24%
<b>SENATE JOINT RESOLUTION 8207, Vote For 1</b>							
Approved		189	63.21%	0	0.00%	189	63.00%
Rejected		110	36.79%	1	100.00%	111	37.00%
Cast Votes:		299	88.20%	1	100.00%	300	88.24%
<b>CITY OF SEDRO-WOOLLEY, COUNCIL AT LARGE, Vote For 1</b>							
MIKE ANDERSON		258	100.00%	1	100.00%	259	100.00%
Write-in (W)		0	0.00%	0	0.00%	0	0.00%
Cast Votes:		258	76.11%	1	100.00%	259	76.18%
<b>HOSPITAL DISTRICT No. 304, COMMISSIONER POSITION 2, Vote For 1</b>							
CHUCK RUHL		259	100.00%	1	100.00%	260	100.00%
Write-in (W)		0	0.00%	0	0.00%	0	0.00%
Cast Votes:		259	76.40%	1	100.00%	260	76.47%
<b>HOSPITAL DISTRICT No. 304, COMMISSIONER POSITION 4, Vote For 1</b>							
DANIEL H. GARCIA		257	100.00%	1	100.00%	258	100.00%
Write-in (W)		0	0.00%	0	0.00%	0	0.00%
Cast Votes:		257	75.81%	1	100.00%	258	75.88%
<b>HOSPITAL DISTRICT No. 304, COMMISSIONER POSITION 5, TWO YEAR UNEXPIRED TERM, Vote For 1</b>							
ROBERT M. STANLEY		245	100.00%	1	100.00%	246	100.00%
Write-in (W)		0	0.00%	0	0.00%	0	0.00%
Cast Votes:		245	72.27%	1	100.00%	246	72.35%



200511290178  
 Skagit County Auditor

11/29/2005 Page 254 of 290 3:04PM

Total Number of Voters : 38,599 of 60,859 = 63.42%

Precincts Reporting 116 of 116 = 100.00%

Party	Candidate	Early	Election	Total
<b>Precinct 401 SW 1 (Ballots Cast: 340)</b>				
<b>PORT OF SKAGIT, COMMISSIONER DISTRICT 2, Vote For 1</b>				
	JERRY KAUFMAN	247 100.00%	1 100.00%	248 100.00%
	Write-in (W)	0 0.00%	0 0.00%	0 0.00%
	Cast Votes:	247 72.86%	1 100.00%	248 72.94%
<b>SEDRO-WOOLLEY SCHOOL DISTRICT 101, DIRECTOR DISTRICT 1, Vote For 1</b>				
	JIM KALLIO	253 100.00%	1 100.00%	254 100.00%
	Write-in (W)	0 0.00%	0 0.00%	0 0.00%
	Cast Votes:	253 74.63%	1 100.00%	254 74.71%
<b>SEDRO-WOOLLEY SCHOOL DISTRICT 101, DIRECTOR DISTRICT 4, Vote For 1</b>				
	DAVID L. CARROLL	248 100.00%	1 100.00%	249 100.00%
	Write-in (W)	0 0.00%	0 0.00%	0 0.00%
	Cast Votes:	248 73.16%	1 100.00%	249 73.24%
<b>SEDRO-WOOLLEY SCHOOL DISTRICT 101, DIRECTOR DISTRICT 5, Vote For 1</b>				
	MIKE JANICKI	261 100.00%	1 100.00%	262 100.00%
	Write-in (W)	0 0.00%	0 0.00%	0 0.00%
	Cast Votes:	261 76.99%	1 100.00%	262 77.06%



200511290178  
 Skagit County Auditor

11/29/2005 Page 255 of 290 3:04PM

2005 General Election

Precinct Report — Official  
 OFFICIAL BALLOT — SKAGIT COUNTY, WASHINGTON — November 08, 2005

Page 219 of 253

11/29/2005 12:17 PM

Total Number of Voters : 38,599 of 60,859 = 63.42%

Precincts Reporting 116 of 116 = 100.00%

Party	Candidate	Early	Election	Total	
<b>Precinct 402 SW 2 (Ballots Cast: 436)</b>					
<b>INITIATIVE MEASURE 900, Vote For 1</b>					
	Yes	244	58.37%	0 0.00%	244 58.37%
	No	174	41.63%	0 0.00%	174 41.63%
	Cast Votes:	418	95.87%	0 0.00%	418 95.87%
<b>INITIATIVE MEASURE 901, Vote For 1</b>					
	Yes	273	63.49%	0 0.00%	273 63.49%
	No	157	36.51%	0 0.00%	157 36.51%
	Cast Votes:	430	98.62%	0 0.00%	430 98.62%
<b>INITIATIVE MEASURE 912, Vote For 1</b>					
	Yes	241	57.52%	0 0.00%	241 57.52%
	No	178	42.48%	0 0.00%	178 42.48%
	Cast Votes:	419	96.10%	0 0.00%	419 96.10%
<b>INITIATIVE MEASURE 330, Vote For 1</b>					
	Yes	230	54.50%	0 0.00%	230 54.50%
	No	192	45.50%	0 0.00%	192 45.50%
	Cast Votes:	422	96.79%	0 0.00%	422 96.79%
<b>INITIATIVE MEASURE 336, Vote For 1</b>					
	Yes	148	35.49%	0 0.00%	148 35.49%
	No	269	64.51%	0 0.00%	269 64.51%
	Cast Votes:	417	95.64%	0 0.00%	417 95.64%
<b>SENATE JOINT RESOLUTION 8207, Vote For 1</b>					
	Approved	273	68.08%	0 0.00%	273 68.08%
	Rejected	128	31.92%	0 0.00%	128 31.92%
	Cast Votes:	401	91.97%	0 0.00%	401 91.97%
<b>CITY OF SEDRO-WOOLLEY, COUNCIL AT LARGE, Vote For 1</b>					
	MIKE ANDERSON	335	100.00%	0 0.00%	335 100.00%
	Write-in (W)	0	0.00%	0 0.00%	0 0.00%
	Cast Votes:	335	76.83%	0 0.00%	335 76.83%
<b>CITY OF SEDRO-WOOLLEY, COUNCIL WARD 2, Vote For 1</b>					
	TONY SPLANE	345	100.00%	0 0.00%	345 100.00%
	Write-in (W)	0	0.00%	0 0.00%	0 0.00%
	Cast Votes:	345	79.13%	0 0.00%	345 79.13%
<b>HOSPITAL DISTRICT No. 304, COMMISSIONER POSITION 2, Vote For 1</b>					
	CHUCK RUHL	339	100.00%	0 0.00%	339 100.00%
	Write-in (W)	0	0.00%	0 0.00%	0 0.00%
	Cast Votes:	339	77.75%	0 0.00%	339 77.75%
<b>HOSPITAL DISTRICT No. 304, COMMISSIONER POSITION 4, Vote For 1</b>					
	DANIEL H. GARCIA	331	100.00%	0 0.00%	331 100.00%
	Write-in (W)	0	0.00%	0 0.00%	0 0.00%
	Cast Votes:	331	75.92%	0 0.00%	331 75.92%



200511290178

Skagit County Auditor

11/29/2005 Page 256 of 290 3:04PM

2005 General Election

Precinct Report — Official  
OFFICIAL BALLOT — SKAGIT COUNTY, WASHINGTON — November 08, 2005

Page 220 of 253

11/29/2005 12:17 PM

Precincts Reporting 116 of 116 = 100.00%

Total Number of Voters : 38,599 of 60,859 = 63.42%

Party	Candidate	Early	Election	Total
-------	-----------	-------	----------	-------

Precinct 402 SW 2 (Ballots Cast: 436)

HOSPITAL DISTRICT No. 304, COMMISSIONER POSITION 5, TWO YEAR UNEXPIRED TERM, Vote For 1							
	ROBERT M. STANLEY	332	100.00%	0	0.00%	332	100.00%
	Write-in (W)	0	0.00%	0	0.00%	0	0.00%
	Cast Votes:	332	76.15%	0	0.00%	332	76.15%
PORT OF SKAGIT, COMMISSIONER DISTRICT 2, Vote For 1							
	JERRY KAUFMAN	326	100.00%	0	0.00%	326	100.00%
	Write-in (W)	0	0.00%	0	0.00%	0	0.00%
	Cast Votes:	326	74.77%	0	0.00%	326	74.77%
SEDRO-WOLLEY SCHOOL DISTRICT 101, DIRECTOR DISTRICT 1, Vote For 1							
	JIM KALLIO	337	100.00%	0	0.00%	337	100.00%
	Write-in (W)	0	0.00%	0	0.00%	0	0.00%
	Cast Votes:	337	77.29%	0	0.00%	337	77.29%
SEDRO-WOLLEY SCHOOL DISTRICT 101, DIRECTOR DISTRICT 4, Vote For 1							
	DAVID L. CARROLL	330	100.00%	0	0.00%	330	100.00%
	Write-in (W)	0	0.00%	0	0.00%	0	0.00%
	Cast Votes:	330	75.69%	0	0.00%	330	75.69%
SEDRO-WOLLEY SCHOOL DISTRICT 101, DIRECTOR DISTRICT 5, Vote For 1							
	MIKE JANICKI	348	100.00%	0	0.00%	348	100.00%
	Write-in (W)	0	0.00%	0	0.00%	0	0.00%
	Cast Votes:	348	79.82%	0	0.00%	348	79.82%



200511290178  
Skagit County Auditor

11/29/2005 Page 257 of 290 3:04PM

2005 General Election

Precinct Report — Official  
OFFICIAL BALLOT — SKAGIT COUNTY, WASHINGTON — November 08, 2005

Page 221 of 253

11/29/2005 12:17 PM

Total Number of Voters : 38,599 of 60,859 = 63.42%

Precincts Reporting 116 of 116 = 100.00%

Party	Candidate	Early	Election	Total
<b>Precinct 403 SW 3 (Ballots Cast: 298)</b>				
<b>INITIATIVE MEASURE 900, Vote For 1</b>				
	Yes	155 53.08%	0 0.00%	155 53.08%
	No	137 46.92%	0 0.00%	137 46.92%
	Cast Votes:	292 97.99%	0 0.00%	292 97.99%
<b>INITIATIVE MEASURE 901, Vote For 1</b>				
	Yes	159 53.90%	0 0.00%	159 53.90%
	No	136 46.10%	0 0.00%	136 46.10%
	Cast Votes:	295 98.99%	0 0.00%	295 98.99%
<b>INITIATIVE MEASURE 912, Vote For 1</b>				
	Yes	160 54.24%	0 0.00%	160 54.24%
	No	135 45.76%	0 0.00%	135 45.76%
	Cast Votes:	295 98.99%	0 0.00%	295 98.99%
<b>INITIATIVE MEASURE 330, Vote For 1</b>				
	Yes	147 50.34%	0 0.00%	147 50.34%
	No	145 49.66%	0 0.00%	145 49.66%
	Cast Votes:	292 97.99%	0 0.00%	292 97.99%
<b>INITIATIVE MEASURE 336, Vote For 1</b>				
	Yes	118 40.97%	0 0.00%	118 40.97%
	No	170 59.03%	0 0.00%	170 59.03%
	Cast Votes:	288 96.64%	0 0.00%	288 96.64%
<b>SENATE JOINT RESOLUTION 8207, Vote For 1</b>				
	Approved	175 62.72%	0 0.00%	175 62.72%
	Rejected	104 37.28%	0 0.00%	104 37.28%
	Cast Votes:	279 93.62%	0 0.00%	279 93.62%
<b>CITY OF SEDRO-WOOLLEY, COUNCIL AT LARGE, Vote For 1</b>				
	MIKE ANDERSON	249 100.00%	0 0.00%	249 100.00%
	Write-in (W)	0 0.00%	0 0.00%	0 0.00%
	Cast Votes:	249 83.56%	0 0.00%	249 83.56%
<b>CITY OF SEDRO-WOOLLEY, COUNCIL WARD 3, Vote For 1</b>				
	LOUIS "LOUIE" REQUA	182 64.77%	0 0.00%	182 64.77%
	THOMAS E. STORRS	99 35.23%	0 0.00%	99 35.23%
	Write-in (W)	0 0.00%	0 0.00%	0 0.00%
	Cast Votes:	281 94.30%	0 0.00%	281 94.30%
<b>HOSPITAL DISTRICT No. 304, COMMISSIONER POSITION 2, Vote For 1</b>				
	CHUCK RUHL	242 100.00%	0 0.00%	242 100.00%
	Write-in (W)	0 0.00%	0 0.00%	0 0.00%
	Cast Votes:	242 81.21%	0 0.00%	242 81.21%



200511290178  
Skagit County Auditor

11/29/2005 Page 258 of 290 3:04PM

2005 General Election

Precinct Report — Official  
 OFFICIAL BALLOT — SKAGIT COUNTY, WASHINGTON — November 08, 2005


Page 222 of 253

11/29/2005 12:17 PM

Total Number of Voters : 38,599 of 60,859 = 63.42%

Precincts Reporting 116 of 116 = 100.00%

Party	Candidate	Early	Election	Total	
<b>Precinct 403 SW 3 (Ballots Cast: 298)</b>					
<b>HOSPITAL DISTRICT No. 304, COMMISSIONER POSITION 4, Vote For 1</b>					
	DANIEL H. GARCIA	232	100.00%	0 0.00%	232 100.00%
	Write-in (W)	0	0.00%	0 0.00%	0 0.00%
	Cast Votes:	232	77.85%	0 0.00%	232 77.85%
<b>HOSPITAL DISTRICT No. 304, COMMISSIONER POSITION 5, TWO YEAR UNEXPIRED TERM, Vote For 1</b>					
	ROBERT M. STANLEY	233	100.00%	0 0.00%	233 100.00%
	Write-in (W)	0	0.00%	0 0.00%	0 0.00%
	Cast Votes:	233	78.19%	0 0.00%	233 78.19%
<b>PORT OF SKAGIT, COMMISSIONER DISTRICT 2, Vote For 1</b>					
	JERRY KAUFMAN	235	100.00%	0 0.00%	235 100.00%
	Write-in (W)	0	0.00%	0 0.00%	0 0.00%
	Cast Votes:	235	78.86%	0 0.00%	235 78.86%
<b>SEDRO-WOOLLEY SCHOOL DISTRICT 101, DIRECTOR DISTRICT 1, Vote For 1</b>					
	JIM KALLIO	240	100.00%	0 0.00%	240 100.00%
	Write-in (W)	0	0.00%	0 0.00%	0 0.00%
	Cast Votes:	240	80.54%	0 0.00%	240 80.54%
<b>SEDRO-WOOLLEY SCHOOL DISTRICT 101, DIRECTOR DISTRICT 4, Vote For 1</b>					
	DAVID L. CARROLL	236	100.00%	0 0.00%	236 100.00%
	Write-in (W)	0	0.00%	0 0.00%	0 0.00%
	Cast Votes:	236	79.19%	0 0.00%	236 79.19%
<b>SEDRO-WOOLLEY SCHOOL DISTRICT 101, DIRECTOR DISTRICT 5, Vote For 1</b>					
	MIKE JANICKI	245	100.00%	0 0.00%	245 100.00%
	Write-in (W)	0	0.00%	0 0.00%	0 0.00%
	Cast Votes:	245	82.21%	0 0.00%	245 82.21%



200511290178  
 Skagit County Auditor  
 11/29/2005 Page 259 of 290 3:04PM

2005 General Election

Precinct Report — Official  
OFFICIAL BALLOT — SKAGIT COUNTY, WASHINGTON — November 08, 2005


Page 223 of 253

11/29/2005 12:17 PM

Total Number of Voters : 38,599 of 60,859 = 63.42%

Precincts Reporting 116 of 116 = 100.00%

Party	Candidate	Early	Election	Total	
<b>Precinct 404 SW 4 (Ballots Cast: 458)</b>					
<b>INITIATIVE MEASURE 900, Vote For 1</b>					
	Yes	225	51.14%	0 0.00%	225 51.14%
	No	215	48.86%	0 0.00%	215 48.86%
	<b>Cast Votes:</b>	<b>440</b>	<b>96.07%</b>	<b>0 0.00%</b>	<b>440 96.07%</b>
<b>INITIATIVE MEASURE 901, Vote For 1</b>					
	Yes	257	56.73%	0 0.00%	257 56.73%
	No	196	43.27%	0 0.00%	196 43.27%
	<b>Cast Votes:</b>	<b>453</b>	<b>98.91%</b>	<b>0 0.00%</b>	<b>453 98.91%</b>
<b>INITIATIVE MEASURE 912, Vote For 1</b>					
	Yes	239	52.99%	0 0.00%	239 52.99%
	No	212	47.01%	0 0.00%	212 47.01%
	<b>Cast Votes:</b>	<b>451</b>	<b>98.47%</b>	<b>0 0.00%</b>	<b>451 98.47%</b>
<b>INITIATIVE MEASURE 330, Vote For 1</b>					
	Yes	224	49.45%	0 0.00%	224 49.45%
	No	229	50.55%	0 0.00%	229 50.55%
	<b>Cast Votes:</b>	<b>453</b>	<b>98.91%</b>	<b>0 0.00%</b>	<b>453 98.91%</b>
<b>INITIATIVE MEASURE 336, Vote For 1</b>					
	Yes	176	39.29%	0 0.00%	176 39.29%
	No	272	60.71%	0 0.00%	272 60.71%
	<b>Cast Votes:</b>	<b>448</b>	<b>97.82%</b>	<b>0 0.00%</b>	<b>448 97.82%</b>
<b>SENATE JOINT RESOLUTION 8207, Vote For 1</b>					
	Approved	255	61.45%	0 0.00%	255 61.45%
	Rejected	160	38.55%	0 0.00%	160 38.55%
	<b>Cast Votes:</b>	<b>415</b>	<b>90.61%</b>	<b>0 0.00%</b>	<b>415 90.61%</b>
<b>CITY OF SEDRO-WOOLLEY, COUNCIL AT LARGE, Vote For 1</b>					
	MIKE ANDERSON	348	100.00%	0 0.00%	348 100.00%
	Write-in (W)	0	0.00%	0 0.00%	0 0.00%
	<b>Cast Votes:</b>	<b>348</b>	<b>75.98%</b>	<b>0 0.00%</b>	<b>348 75.98%</b>
<b>HOSPITAL DISTRICT No. 304, COMMISSIONER POSITION 2, Vote For 1</b>					
	CHUCK RUHL	344	100.00%	0 0.00%	344 100.00%
	Write-in (W)	0	0.00%	0 0.00%	0 0.00%
	<b>Cast Votes:</b>	<b>344</b>	<b>75.11%</b>	<b>0 0.00%</b>	<b>344 75.11%</b>
<b>HOSPITAL DISTRICT No. 304, COMMISSIONER POSITION 4, Vote For 1</b>					
	DANIEL H. GARCIA	342	100.00%	0 0.00%	342 100.00%
	Write-in (W)	0	0.00%	0 0.00%	0 0.00%
	<b>Cast Votes:</b>	<b>342</b>	<b>74.67%</b>	<b>0 0.00%</b>	<b>342 74.67%</b>
<b>HOSPITAL DISTRICT No. 304, COMMISSIONER POSITION 5, TWO YEAR UNEXPIRED TERM, Vote For 1</b>					
	ROBERT M. STANLEY	325	100.00%	0 0.00%	325 100.00%
	Write-in (W)	0	0.00%	0 0.00%	0 0.00%
	<b>Cast Votes:</b>	<b>325</b>	<b>70.96%</b>	<b>0 0.00%</b>	<b>325 70.96%</b>


 200511290178  
 Skagit County Auditor  
 11/29/2005 Page 260 of 290 3:04PM



2005 General Election

Precinct Report — Official  
 OFFICIAL BALLOT — SKAGIT COUNTY, WASHINGTON — November 08, 2005

Page 224 of 253

11/29/2005 12:17 PM

Total Number of Voters : 38,599 of 60,859 = 63.42%

Precincts Reporting 116 of 116 = 100.00%

Party	Candidate	Early	Election	Total
<b>Precinct 404 SW 4 (Ballots Cast: 458)</b>				
<b>PORT OF SKAGIT, COMMISSIONER DISTRICT 2, Vote For 1</b>				
	JERRY KAUFMAN	333 100.00%	0 0.00%	333 100.00%
	Write-in (W)	0 0.00%	0 0.00%	0 0.00%
	Cast Votes:	333 72.71%	0 0.00%	333 72.71%
<b>SEDRO-WOOLLEY SCHOOL DISTRICT 101, DIRECTOR DISTRICT 1, Vote For 1</b>				
	JIM KALLIO	347 100.00%	0 0.00%	347 100.00%
	Write-in (W)	0 0.00%	0 0.00%	0 0.00%
	Cast Votes:	347 75.76%	0 0.00%	347 75.76%
<b>SEDRO-WOOLLEY SCHOOL DISTRICT 101, DIRECTOR DISTRICT 4, Vote For 1</b>				
	DAVID L. CARROLL	344 100.00%	0 0.00%	344 100.00%
	Write-in (W)	0 0.00%	0 0.00%	0 0.00%
	Cast Votes:	344 75.11%	0 0.00%	344 75.11%
<b>SEDRO-WOOLLEY SCHOOL DISTRICT 101, DIRECTOR DISTRICT 5, Vote For 1</b>				
	MIKE JANICKI	352 100.00%	0 0.00%	352 100.00%
	Write-in (W)	0 0.00%	0 0.00%	0 0.00%
	Cast Votes:	352 76.86%	0 0.00%	352 76.86%

  
 200511290178  
 Skagit County Auditor  
 11/29/2005 Page 261 of 290 3:04PM

2005 General Election

Precinct Report — Official  
OFFICIAL BALLOT — SKAGIT COUNTY, WASHINGTON — November 08, 2005


Page 225 of 253

11/29/2005 12:17 PM

Total Number of Voters : 38,599 of 60,859 = 63.42%

Precincts Reporting 116 of 116 = 100.00%

Party	Candidate	Early	Election	Total	
<b>Precinct 405 SW 5 (Ballots Cast: 557)</b>					
<b>INITIATIVE MEASURE 900, Vote For 1</b>					
	Yes	274	51.89%	0 0.00%	274 51.80%
	No	254	48.11%	1 100.00%	255 48.20%
	Cast Votes:	528	94.96%	1 100.00%	529 94.97%
<b>INITIATIVE MEASURE 901, Vote For 1</b>					
	Yes	320	58.50%	0 0.00%	320 58.39%
	No	227	41.50%	1 100.00%	228 41.61%
	Cast Votes:	547	98.38%	1 100.00%	548 98.38%
<b>INITIATIVE MEASURE 912, Vote For 1</b>					
	Yes	306	56.35%	1 100.00%	307 56.43%
	No	237	43.65%	0 0.00%	237 43.57%
	Cast Votes:	543	97.66%	1 100.00%	544 97.67%
<b>INITIATIVE MEASURE 330, Vote For 1</b>					
	Yes	276	50.92%	1 100.00%	277 51.01%
	No	266	49.08%	0 0.00%	266 48.99%
	Cast Votes:	542	97.48%	1 100.00%	543 97.49%
<b>INITIATIVE MEASURE 336, Vote For 1</b>					
	Yes	229	42.72%	0 0.00%	229 42.64%
	No	307	57.28%	1 100.00%	308 57.36%
	Cast Votes:	536	96.40%	1 100.00%	537 96.41%
<b>SENATE JOINT RESOLUTION 8207, Vote For 1</b>					
	Approved	304	62.68%	0 0.00%	304 62.55%
	Rejected	181	37.32%	1 100.00%	182 37.45%
	Cast Votes:	485	87.23%	1 100.00%	486 87.25%
<b>CITY OF SEDRO-WOOLLEY, COUNCIL AT LARGE, Vote For 1</b>					
	MIKE ANDERSON	401	100.00%	1 100.00%	402 100.00%
	Write-in (W)	0	0.00%	0 0.00%	0 0.00%
	Cast Votes:	401	72.12%	1 100.00%	402 72.17%
<b>HOSPITAL DISTRICT No. 304, COMMISSIONER POSITION 2, Vote For 1</b>					
	CHUCK RUHL	418	100.00%	1 100.00%	419 100.00%
	Write-in (W)	0	0.00%	0 0.00%	0 0.00%
	Cast Votes:	418	75.18%	1 100.00%	419 75.22%
<b>HOSPITAL DISTRICT No. 304, COMMISSIONER POSITION 4, Vote For 1</b>					
	DANIEL H. GARCIA	404	100.00%	1 100.00%	405 100.00%
	Write-in (W)	0	0.00%	0 0.00%	0 0.00%
	Cast Votes:	404	72.66%	1 100.00%	405 72.71%
<b>HOSPITAL DISTRICT No. 304, COMMISSIONER POSITION 5, TWO YEAR UNEXPIRED TERM, Vote For 1</b>					
	ROBERT M. STANLEY	393	100.00%	1 100.00%	394 100.00%
	Write-in (W)	0	0.00%	0 0.00%	0 0.00%
	Cast Votes:	393	70.68%	1 100.00%	394 70.74%


 200511290178  
 Skagit County Auditor  
 11/29/2005 Page 262 of 290 3:04PM

Total Number of Voters : 38,599 of 60,859 = 63.42%

Party	Candidate	Early	Election	Total
-------	-----------	-------	----------	-------

**Precinct 405 SW 5 (Ballots Cast: 557)**

PORT OF SKAGIT, COMMISSIONER DISTRICT 2, Vote For 1						
	JERRY KAUFMAN	391	100.00%	1	100.00%	392 100.00%
	Write-in (W)	0	0.00%	0	0.00%	0 0.00%
	Cast Votes:	391	70.32%	1	100.00%	392 70.38%
SEDRO-WOLLEY SCHOOL DISTRICT 101, DIRECTOR DISTRICT 1, Vote For 1						
	JIM KALLIO	397	100.00%	1	100.00%	398 100.00%
	Write-in (W)	0	0.00%	0	0.00%	0 0.00%
	Cast Votes:	397	71.40%	1	100.00%	398 71.45%
SEDRO-WOLLEY SCHOOL DISTRICT 101, DIRECTOR DISTRICT 4, Vote For 1						
	DAVID L. CARROLL	385	100.00%	1	100.00%	386 100.00%
	Write-in (W)	0	0.00%	0	0.00%	0 0.00%
	Cast Votes:	385	69.24%	1	100.00%	386 69.30%
SEDRO-WOLLEY SCHOOL DISTRICT 101, DIRECTOR DISTRICT 5, Vote For 1						
	MIKE JANICKI	397	100.00%	1	100.00%	398 100.00%
	Write-in (W)	0	0.00%	0	0.00%	0 0.00%
	Cast Votes:	397	71.40%	1	100.00%	398 71.45%



200511290178  
 Skagit County Auditor  
 11/29/2005 Page 263 of 290 3:04PM

2005 General Election

Precinct Report — Official  
OFFICIAL BALLOT — SKAGIT COUNTY, WASHINGTON — November 08, 2005


Page 227 of 253

11/29/2005 12:17 PM

Total Number of Voters : 38,599 of 60,859 = 63.42%

Precincts Reporting 116 of 116 = 100.00%

Party	Candidate	Early	Election	Total	
<b>Precinct 406 SW 6 (Ballots Cast: 402)</b>					
<b>INITIATIVE MEASURE 900, Vote For 1</b>					
	Yes	214	56.17%	0 0.00%	214 56.17%
	No	167	43.83%	0 0.00%	167 43.83%
	Cast Votes:	381	94.78%	0 0.00%	381 94.78%
<b>INITIATIVE MEASURE 901, Vote For 1</b>					
	Yes	237	59.40%	0 0.00%	237 59.40%
	No	162	40.60%	0 0.00%	162 40.60%
	Cast Votes:	399	99.25%	0 0.00%	399 99.25%
<b>INITIATIVE MEASURE 912, Vote For 1</b>					
	Yes	214	53.90%	0 0.00%	214 53.90%
	No	183	46.10%	0 0.00%	183 46.10%
	Cast Votes:	397	98.76%	0 0.00%	397 98.76%
<b>INITIATIVE MEASURE 330, Vote For 1</b>					
	Yes	184	46.23%	0 0.00%	184 46.23%
	No	214	53.77%	0 0.00%	214 53.77%
	Cast Votes:	398	99.00%	0 0.00%	398 99.00%
<b>INITIATIVE MEASURE 336, Vote For 1</b>					
	Yes	170	43.59%	0 0.00%	170 43.59%
	No	220	56.41%	0 0.00%	220 56.41%
	Cast Votes:	390	97.01%	0 0.00%	390 97.01%
<b>SENATE JOINT RESOLUTION 8207, Vote For 1</b>					
	Approved	219	62.39%	0 0.00%	219 62.39%
	Rejected	132	37.61%	0 0.00%	132 37.61%
	Cast Votes:	351	87.31%	0 0.00%	351 87.31%
<b>CITY OF SEDRO-WOOLLEY, COUNCIL AT LARGE, Vote For 1</b>					
	MIKE ANDERSON	309	100.00%	0 0.00%	309 100.00%
	Write-in (W)	0	0.00%	0 0.00%	0 0.00%
	Cast Votes:	309	76.87%	0 0.00%	309 76.87%
<b>CITY OF SEDRO-WOOLLEY, COUNCIL WARD 6, Vote For 1</b>					
	RICK LEMLEY	330	100.00%	0 0.00%	330 100.00%
	Write-in (W)	0	0.00%	0 0.00%	0 0.00%
	Cast Votes:	330	82.09%	0 0.00%	330 82.09%
<b>HOSPITAL DISTRICT No. 304, COMMISSIONER POSITION 2, Vote For 1</b>					
	CHUCK RUHL	315	100.00%	0 0.00%	315 100.00%
	Write-in (W)	0	0.00%	0 0.00%	0 0.00%
	Cast Votes:	315	78.36%	0 0.00%	315 78.36%
<b>HOSPITAL DISTRICT No. 304, COMMISSIONER POSITION 4, Vote For 1</b>					
	DANIEL H. GARCIA	306	100.00%	0 0.00%	306 100.00%
	Write-in (W)	0	0.00%	0 0.00%	0 0.00%
	Cast Votes:	306	76.12%	0 0.00%	306 76.12%


  
 200511290178  
 Skagit County Auditor  
 11/29/2005 Page 264 of 290 3:04PM

2005 General Election

Precinct Report — Official  
 OFFICIAL BALLOT — SKAGIT COUNTY, WASHINGTON — November 08, 2005

Total Number of Voters : 38,599 of 60,859 = 63.42%

Precincts Reporting 116 of 116 = 100.00%

Party	Candidate	Early	Election	Total
-------	-----------	-------	----------	-------

Precinct 406 SW 6 (Ballots Cast: 402)

HOSPITAL DISTRICT No. 304, COMMISSIONER POSITION 5, TWO YEAR UNEXPIRED TERM, Vote For 1

ROBERT M. STANLEY	302	100.00%	0	0.00%	302	100.00%
Write-in (W)	0	0.00%	0	0.00%	0	0.00%
Cast Votes:	302	75.12%	0	0.00%	302	75.12%

PORT OF SKAGIT, COMMISSIONER DISTRICT 2, Vote For 1

JERRY KAUFMAN	291	100.00%	0	0.00%	291	100.00%
Write-in (W)	0	0.00%	0	0.00%	0	0.00%
Cast Votes:	291	72.39%	0	0.00%	291	72.39%

SEDRO-WOLLEY SCHOOL DISTRICT 101, DIRECTOR DISTRICT 1, Vote For 1

JIM KALLIO	309	100.00%	0	0.00%	309	100.00%
Write-in (W)	0	0.00%	0	0.00%	0	0.00%
Cast Votes:	309	76.87%	0	0.00%	309	76.87%

SEDRO-WOLLEY SCHOOL DISTRICT 101, DIRECTOR DISTRICT 4, Vote For 1

DAVID L. CARROLL	300	100.00%	0	0.00%	300	100.00%
Write-in (W)	0	0.00%	0	0.00%	0	0.00%
Cast Votes:	300	74.63%	0	0.00%	300	74.63%

SEDRO-WOLLEY SCHOOL DISTRICT 101, DIRECTOR DISTRICT 5, Vote For 1

MIKE JANICKI	316	100.00%	0	0.00%	316	100.00%
Write-in (W)	0	0.00%	0	0.00%	0	0.00%
Cast Votes:	316	78.61%	0	0.00%	316	78.61%



200511290178

Skagit County Auditor

11/29/2005 Page 265 of 290 3:04PM

2005 General Election

Precinct Report — Official  
OFFICIAL BALLOT — SKAGIT COUNTY, WASHINGTON — November 08, 2005

Page 229 of 253

11/29/2005 12:17 PM

Total Number of Voters : 38,599 of 60,859 = 63.42%

Precincts Reporting 116 of 116 = 100.00%

Party	Candidate	Early	Election	Total
-------	-----------	-------	----------	-------

Precinct 407 SW 7 (Ballots Cast: 0)

INITIATIVE MEASURE 900, Vote For 1

Yes	0	0.00%	0	0.00%	0	0.00%
No	0	0.00%	0	0.00%	0	0.00%

Cast Votes:	0	0.00%	0	0.00%	0	0.00%
-------------	---	-------	---	-------	---	-------

INITIATIVE MEASURE 901, Vote For 1

Yes	0	0.00%	0	0.00%	0	0.00%
No	0	0.00%	0	0.00%	0	0.00%

Cast Votes:	0	0.00%	0	0.00%	0	0.00%
-------------	---	-------	---	-------	---	-------

INITIATIVE MEASURE 912, Vote For 1

Yes	0	0.00%	0	0.00%	0	0.00%
No	0	0.00%	0	0.00%	0	0.00%

Cast Votes:	0	0.00%	0	0.00%	0	0.00%
-------------	---	-------	---	-------	---	-------

INITIATIVE MEASURE 330, Vote For 1

Yes	0	0.00%	0	0.00%	0	0.00%
No	0	0.00%	0	0.00%	0	0.00%

Cast Votes:	0	0.00%	0	0.00%	0	0.00%
-------------	---	-------	---	-------	---	-------

INITIATIVE MEASURE 336, Vote For 1

Yes	0	0.00%	0	0.00%	0	0.00%
No	0	0.00%	0	0.00%	0	0.00%

Cast Votes:	0	0.00%	0	0.00%	0	0.00%
-------------	---	-------	---	-------	---	-------

SENATE JOINT RESOLUTION 8207, Vote For 1

Approved	0	0.00%	0	0.00%	0	0.00%
Rejected	0	0.00%	0	0.00%	0	0.00%

Cast Votes:	0	0.00%	0	0.00%	0	0.00%
-------------	---	-------	---	-------	---	-------

CITY OF SEDRO-WOOLLEY, COUNCIL AT LARGE, Vote For 1

MIKE ANDERSON	0	0.00%	0	0.00%	0	0.00%
Write-in (W)	0	0.00%	0	0.00%	0	0.00%

Cast Votes:	0	0.00%	0	0.00%	0	0.00%
-------------	---	-------	---	-------	---	-------

HOSPITAL DISTRICT No. 304, COMMISSIONER POSITION 2, Vote For 1

CHUCK RUHL	0	0.00%	0	0.00%	0	0.00%
Write-in (W)	0	0.00%	0	0.00%	0	0.00%

Cast Votes:	0	0.00%	0	0.00%	0	0.00%
-------------	---	-------	---	-------	---	-------

HOSPITAL DISTRICT No. 304, COMMISSIONER POSITION 4, Vote For 1

DANIEL H. GARCIA	0	0.00%	0	0.00%	0	0.00%
Write-in (W)	0	0.00%	0	0.00%	0	0.00%

Cast Votes:	0	0.00%	0	0.00%	0	0.00%
-------------	---	-------	---	-------	---	-------

HOSPITAL DISTRICT No. 304, COMMISSIONER POSITION 5, TWO YEAR UNEXPIRED TERM, Vote For 1

ROBERT M. STANLEY	0	0.00%	0	0.00%	0	0.00%
Write-in (W)	0	0.00%	0	0.00%	0	0.00%

Cast Votes:	0	0.00%	0	0.00%	0	0.00%
-------------	---	-------	---	-------	---	-------


 200511290178  
 Skagit County Auditor  
 11/29/2005 Page 286 of 290 3:04PM

2005 General Election

Precinct Report — Official  
 OFFICIAL BALLOT — SKAGIT COUNTY, WASHINGTON — November 08, 2005

Page 230 of 253

11/29/2005 12:17 PM

Total Number of Voters : 38,599 of 60,859 = 63.42%

Precincts Reporting 116 of 116 = 100.00%

Party	Candidate	Early	Election	Total
<b>Precinct 407 SW 7 (Ballots Cast: 0)</b>				
<b>PORT OF SKAGIT, COMMISSIONER DISTRICT 2, Vote For 1</b>				
	JERRY KAUFMAN	0	0.00%	0 0.00%
	Write-in (W)	0	0.00%	0 0.00%
	Cast Votes:	0	0.00%	0 0.00%
<b>SEDRO-WOOLLEY SCHOOL DISTRICT 101, DIRECTOR DISTRICT 1, Vote For 1</b>				
	JIM KALLIO	0	0.00%	0 0.00%
	Write-in (W)	0	0.00%	0 0.00%
	Cast Votes:	0	0.00%	0 0.00%
<b>SEDRO-WOOLLEY SCHOOL DISTRICT 101, DIRECTOR DISTRICT 4, Vote For 1</b>				
	DAVID L. CARROLL	0	0.00%	0 0.00%
	Write-in (W)	0	0.00%	0 0.00%
	Cast Votes:	0	0.00%	0 0.00%
<b>SEDRO-WOOLLEY SCHOOL DISTRICT 101, DIRECTOR DISTRICT 5, Vote For 1</b>				
	MIKE JANICKI	0	0.00%	0 0.00%
	Write-in (W)	0	0.00%	0 0.00%
	Cast Votes:	0	0.00%	0 0.00%



200511290178  
 Skagit County Auditor  
 11/29/2005 Page 267 of 290 3:04PM

2005 General Election

Precinct Report — Official  
OFFICIAL BALLOT — SKAGIT COUNTY, WASHINGTON — November 08, 2005

Page 231 of 253

11/29/2005 12:17 PM

Precincts Reporting 116 of 116 = 100.00%

Total Number of Voters : 38,599 of 60,859 = 63.42%

Party	Candidate	Early	Election	Total
-------	-----------	-------	----------	-------

Precinct 501 Burl 1 (Ballots Cast: 182)

<b>INITIATIVE MEASURE 900, Vote For 1</b>							
Yes		87	50.29%	0	0.00%	87	50.29%
No		86	49.71%	0	0.00%	86	49.71%
Cast Votes:		173	95.05%	0	0.00%	173	95.05%
<b>INITIATIVE MEASURE 901, Vote For 1</b>							
Yes		102	56.67%	0	0.00%	102	56.67%
No		78	43.33%	0	0.00%	78	43.33%
Cast Votes:		180	98.90%	0	0.00%	180	98.90%
<b>INITIATIVE MEASURE 912, Vote For 1</b>							
Yes		84	47.46%	0	0.00%	84	47.46%
No		93	52.54%	0	0.00%	93	52.54%
Cast Votes:		177	97.25%	0	0.00%	177	97.25%
<b>INITIATIVE MEASURE 330, Vote For 1</b>							
Yes		90	50.85%	0	0.00%	90	50.85%
No		87	49.15%	0	0.00%	87	49.15%
Cast Votes:		177	97.25%	0	0.00%	177	97.25%
<b>INITIATIVE MEASURE 336, Vote For 1</b>							
Yes		58	32.77%	0	0.00%	58	32.77%
No		119	67.23%	0	0.00%	119	67.23%
Cast Votes:		177	97.25%	0	0.00%	177	97.25%
<b>SENATE JOINT RESOLUTION 8207, Vote For 1</b>							
Approved		92	58.60%	0	0.00%	92	58.60%
Rejected		65	41.40%	0	0.00%	65	41.40%
Cast Votes:		157	86.26%	0	0.00%	157	86.26%
<b>CITY OF BURLINGTON, COUNCIL AT LARGE, Vote For 1</b>							
BILL ASLETT		89	57.42%	0	0.00%	89	57.42%
EDDIE TJEERDSMA		66	42.58%	0	0.00%	66	42.58%
Write-in (W)		0	0.00%	0	0.00%	0	0.00%
Cast Votes:		155	85.16%	0	0.00%	155	85.16%
<b>CITY OF BURLINGTON, COUNCIL WARD 1, TWO YEAR UNEXPIRED TERM, Vote For 1</b>							
TED MONTGOMERY		109	71.71%	0	0.00%	109	71.71%
MARCELLA WATSON		43	28.29%	0	0.00%	43	28.29%
Write-in (W)		0	0.00%	0	0.00%	0	0.00%
Cast Votes:		152	83.52%	0	0.00%	152	83.52%
<b>CITY OF BURLINGTON, COUNCIL WARD 4, Vote For 1</b>							
GARNOR O. BENSEN		131	100.00%	0	0.00%	131	100.00%
Write-in (W)		0	0.00%	0	0.00%	0	0.00%
Cast Votes:		131	71.98%	0	0.00%	131	71.98%



200511290178  
Skagit County Auditor

11/29/2005 Page 268 of 290 3:04PM



2005 General Election

Precinct Report — Official  
OFFICIAL BALLOT — SKAGIT COUNTY, WASHINGTON — November 08, 2005

Page 232 of 253

11/29/2005 12:17 PM

Total Number of Voters : 38,599 of 60,859 = 63.42%

Precincts Reporting 116 of 116 = 100.00%

Party	Candidate	Early	Election	Total
<b>Precinct 501 Burl 1 (Ballots Cast: 182)</b>				
<b>CITY OF BURLINGTON, COUNCIL WARD 5, Vote For 1</b>				
	CHRIS LOVING	105 70.00%	0 0.00%	105 70.00%
	JAMES "JIM" LYNCH	45 30.00%	0 0.00%	45 30.00%
	Write-in (W)	0 0.00%	0 0.00%	0 0.00%
	Cast Votes:	150 82.42%	0 0.00%	150 82.42%
<b>CITY OF BURLINGTON, COUNCIL WARD 6, Vote For 1</b>				
	STEVE SEXTON	51 32.90%	0 0.00%	51 32.90%
	HELEN M. DOYLE	104 67.10%	0 0.00%	104 67.10%
	Write-in (W)	0 0.00%	0 0.00%	0 0.00%
	Cast Votes:	155 85.16%	0 0.00%	155 85.16%
<b>HOSPITAL DISTRICT No. 304, COMMISSIONER POSITION 2, Vote For 1</b>				
	CHUCK RUHL	125 100.00%	0 0.00%	125 100.00%
	Write-in (W)	0 0.00%	0 0.00%	0 0.00%
	Cast Votes:	125 68.68%	0 0.00%	125 68.68%
<b>HOSPITAL DISTRICT No. 304, COMMISSIONER POSITION 4, Vote For 1</b>				
	DANIEL H. GARCIA	128 100.00%	0 0.00%	128 100.00%
	Write-in (W)	0 0.00%	0 0.00%	0 0.00%
	Cast Votes:	128 70.33%	0 0.00%	128 70.33%
<b>HOSPITAL DISTRICT No. 304, COMMISSIONER POSITION 5, TWO YEAR UNEXPIRED TERM, Vote For 1</b>				
	ROBERT M. STANLEY	128 100.00%	0 0.00%	128 100.00%
	Write-in (W)	0 0.00%	0 0.00%	0 0.00%
	Cast Votes:	128 70.33%	0 0.00%	128 70.33%
<b>PORT OF SKAGIT, COMMISSIONER DISTRICT 2, Vote For 1</b>				
	JERRY KAUFMAN	132 100.00%	0 0.00%	132 100.00%
	Write-in (W)	0 0.00%	0 0.00%	0 0.00%
	Cast Votes:	132 72.53%	0 0.00%	132 72.53%
<b>BURLINGTON-EDISON SCHOOL DISTRICT 100, DIRECTOR DISTRICT 2, Vote For 1</b>				
	MIKE DYNES	100 66.23%	0 0.00%	100 66.23%
	GERALDINE (GERI) HOFER	51 33.77%	0 0.00%	51 33.77%
	Write-in (W)	0 0.00%	0 0.00%	0 0.00%
	Cast Votes:	151 82.97%	0 0.00%	151 82.97%
<b>BURLINGTON-EDISON SCHOOL DISTRICT 100, DIRECTOR DISTRICT 5, Vote For 1</b>				
	DICK SPINK	135 100.00%	0 0.00%	135 100.00%
	Write-in (W)	0 0.00%	0 0.00%	0 0.00%
	Cast Votes:	135 74.18%	0 0.00%	135 74.18%

11/29/2005 3:04PM  
 Skagit County Auditor  
 200511290178  
 Page 269 of 290

2005 General Election

Precinct Report — Official  
OFFICIAL BALLOT — SKAGIT COUNTY, WASHINGTON — November 08, 2005

Page 233 of 253

11/29/2005 12:17 PM

Total Number of Voters : 38,599 of 60,859 = 63.42%

Precincts Reporting 116 of 116 = 100.00%

Party	Candidate	Early	Election	Total
-------	-----------	-------	----------	-------

Precinct 502 Burl 2 (Ballots Cast: 260)

<b>INITIATIVE MEASURE 900, Vote For 1</b>					
Yes		149	60.32%	0 0.00%	149 60.32%
No		98	39.68%	0 0.00%	98 39.68%
Cast Votes:		247	95.00%	0 0.00%	247 95.00%
<b>INITIATIVE MEASURE 901, Vote For 1</b>					
Yes		137	54.15%	0 0.00%	137 54.15%
No		116	45.85%	0 0.00%	116 45.85%
Cast Votes:		253	97.31%	0 0.00%	253 97.31%
<b>INITIATIVE MEASURE 912, Vote For 1</b>					
Yes		130	50.78%	0 0.00%	130 50.78%
No		126	49.22%	0 0.00%	126 49.22%
Cast Votes:		256	98.46%	0 0.00%	256 98.46%
<b>INITIATIVE MEASURE 330, Vote For 1</b>					
Yes		124	48.44%	0 0.00%	124 48.44%
No		132	51.56%	0 0.00%	132 51.56%
Cast Votes:		256	98.46%	0 0.00%	256 98.46%
<b>INITIATIVE MEASURE 336, Vote For 1</b>					
Yes		91	35.83%	0 0.00%	91 35.83%
No		163	64.17%	0 0.00%	163 64.17%
Cast Votes:		254	97.69%	0 0.00%	254 97.69%
<b>SENATE JOINT RESOLUTION 8207, Vote For 1</b>					
Approved		139	61.50%	0 0.00%	139 61.50%
Rejected		87	38.50%	0 0.00%	87 38.50%
Cast Votes:		226	86.92%	0 0.00%	226 86.92%
<b>CITY OF BURLINGTON, COUNCIL AT LARGE, Vote For 1</b>					
BILL ASLETT		155	65.68%	0 0.00%	155 65.68%
EDDIE TJEERDSMA		81	34.32%	0 0.00%	81 34.32%
Write-in (W)		0	0.00%	0 0.00%	0 0.00%
Cast Votes:		236	90.77%	0 0.00%	236 90.77%
<b>CITY OF BURLINGTON, COUNCIL WARD 1, TWO YEAR UNEXPIRED TERM, Vote For 1</b>					
TED MONTGOMERY		156	71.56%	0 0.00%	156 71.56%
MARCELLA WATSON		62	28.44%	0 0.00%	62 28.44%
Write-in (W)		0	0.00%	0 0.00%	0 0.00%
Cast Votes:		218	83.85%	0 0.00%	218 83.85%
<b>CITY OF BURLINGTON, COUNCIL WARD 4, Vote For 1</b>					
GARNOR O. BENSEN		188	100.00%	0 0.00%	188 100.00%
Write-in (W)		0	0.00%	0 0.00%	0 0.00%
Cast Votes:		188	72.31%	0 0.00%	188 72.31%



200511290178  
Skagit County Auditor

11/29/2005 Page 270 of 290 3:04PM

2005 General Election

Precinct Report — Official  
 OFFICIAL BALLOT — SKAGIT COUNTY, WASHINGTON — November 08, 2005

Page 234 of 253

11/29/2005 12:17 PM

Total Number of Voters : 38,599 of 60,859 = 63.42%

Precincts Reporting 116 of 116 = 100.00%

Party	Candidate	Early	Election	Total
<b>Precinct 502 Burl 2 (Ballots Cast: 260)</b>				
<b>CITY OF BURLINGTON, COUNCIL WARD 5, Vote For 1</b>				
	CHRIS LOVING	161 70.93%	0 0.00%	161 70.93%
	JAMES "JIM" LYNCH	66 29.07%	0 0.00%	66 29.07%
	Write-in (W)	0 0.00%	0 0.00%	0 0.00%
	Cast Votes:	227 87.31%	0 0.00%	227 87.31%
<b>CITY OF BURLINGTON, COUNCIL WARD 6, Vote For 1</b>				
	STEVE SEXTON	82 35.65%	0 0.00%	82 35.65%
	HELEN M. DOYLE	148 64.35%	0 0.00%	148 64.35%
	Write-in (W)	0 0.00%	0 0.00%	0 0.00%
	Cast Votes:	230 88.46%	0 0.00%	230 88.46%
<b>HOSPITAL DISTRICT No. 304, COMMISSIONER POSITION 2, Vote For 1</b>				
	CHUCK RUHL	181 100.00%	0 0.00%	181 100.00%
	Write-in (W)	0 0.00%	0 0.00%	0 0.00%
	Cast Votes:	181 69.62%	0 0.00%	181 69.62%
<b>HOSPITAL DISTRICT No. 304, COMMISSIONER POSITION 4, Vote For 1</b>				
	DANIEL H. GARCIA	183 100.00%	0 0.00%	183 100.00%
	Write-in (W)	0 0.00%	0 0.00%	0 0.00%
	Cast Votes:	183 70.38%	0 0.00%	183 70.38%
<b>HOSPITAL DISTRICT No. 304, COMMISSIONER POSITION 5, TWO YEAR UNEXPIRED TERM, Vote For 1</b>				
	ROBERT M. STANLEY	181 100.00%	0 0.00%	181 100.00%
	Write-in (W)	0 0.00%	0 0.00%	0 0.00%
	Cast Votes:	181 69.62%	0 0.00%	181 69.62%
<b>PORT OF SKAGIT, COMMISSIONER DISTRICT 2, Vote For 1</b>				
	JERRY KAUFMAN	184 100.00%	0 0.00%	184 100.00%
	Write-in (W)	0 0.00%	0 0.00%	0 0.00%
	Cast Votes:	184 70.77%	0 0.00%	184 70.77%
<b>BURLINGTON-EDISON SCHOOL DISTRICT 100, DIRECTOR DISTRICT 2, Vote For 1</b>				
	MIKE DYNES	164 74.21%	0 0.00%	164 74.21%
	GERALDINE (GERI) HOFER	57 25.79%	0 0.00%	57 25.79%
	Write-in (W)	0 0.00%	0 0.00%	0 0.00%
	Cast Votes:	221 85.00%	0 0.00%	221 85.00%
<b>BURLINGTON-EDISON SCHOOL DISTRICT 100, DIRECTOR DISTRICT 5, Vote For 1</b>				
	DICK SPINK	182 100.00%	0 0.00%	182 100.00%
	Write-in (W)	0 0.00%	0 0.00%	0 0.00%
	Cast Votes:	182 70.00%	0 0.00%	182 70.00%

200511290178  
 Skagit County Auditor  
 11/29/2005 Page 271 of 290 3:04PM

2005 General Election

Precinct Report — Official  
 OFFICIAL BALLOT — SKAGIT COUNTY, WASHINGTON — November 08, 2005

Page 235 of 253

11/29/2005 12:17 PM

Total Number of Voters : 38,599 of 60,859 = 63.42%

Precincts Reporting 116 of 116 = 100.00%

Party	Candidate	Early	Election	Total
<b>Precinct 503 Burl 3 (Ballots Cast: 108)</b>				
<b>INITIATIVE MEASURE 900, Vote For 1</b>				
	Yes	67 66.34%	0 0.00%	67 66.34%
	No	34 33.66%	0 0.00%	34 33.66%
	Cast Votes:	101 93.52%	0 0.00%	101 93.52%
<b>INITIATIVE MEASURE 901, Vote For 1</b>				
	Yes	70 66.67%	0 0.00%	70 66.67%
	No	35 33.33%	0 0.00%	35 33.33%
	Cast Votes:	105 97.22%	0 0.00%	105 97.22%
<b>INITIATIVE MEASURE 912, Vote For 1</b>				
	Yes	46 45.54%	0 0.00%	46 45.54%
	No	55 54.46%	0 0.00%	55 54.46%
	Cast Votes:	101 93.52%	0 0.00%	101 93.52%
<b>INITIATIVE MEASURE 330, Vote For 1</b>				
	Yes	61 57.01%	0 0.00%	61 57.01%
	No	46 42.99%	0 0.00%	46 42.99%
	Cast Votes:	107 99.07%	0 0.00%	107 99.07%
<b>INITIATIVE MEASURE 336, Vote For 1</b>				
	Yes	42 40.38%	0 0.00%	42 40.38%
	No	62 59.62%	0 0.00%	62 59.62%
	Cast Votes:	104 96.30%	0 0.00%	104 96.30%
<b>SENATE JOINT RESOLUTION 8207, Vote For 1</b>				
	Approved	60 63.16%	0 0.00%	60 63.16%
	Rejected	35 36.84%	0 0.00%	35 36.84%
	Cast Votes:	95 87.96%	0 0.00%	95 87.96%
<b>CITY OF BURLINGTON, COUNCIL AT LARGE, Vote For 1</b>				
	BILL ASLETT	51 60.71%	0 0.00%	51 60.71%
	EDDIE TJEERDSMA	33 39.29%	0 0.00%	33 39.29%
	Write-in (W)	0 0.00%	0 0.00%	0 0.00%
	Cast Votes:	84 77.78%	0 0.00%	84 77.78%
<b>CITY OF BURLINGTON, COUNCIL WARD 1, TWO YEAR UNEXPIRED TERM, Vote For 1</b>				
	TED MONTGOMERY	43 52.44%	0 0.00%	43 52.44%
	MARCELLA WATSON	39 47.56%	0 0.00%	39 47.56%
	Write-in (W)	0 0.00%	0 0.00%	0 0.00%
	Cast Votes:	82 75.93%	0 0.00%	82 75.93%
<b>CITY OF BURLINGTON, COUNCIL WARD 4, Vote For 1</b>				
	GARNOR O. BENSEN	89 100.00%	0 0.00%	89 100.00%
	Write-in (W)	0 0.00%	0 0.00%	0 0.00%
	Cast Votes:	89 82.41%	0 0.00%	89 82.41%



200511290178

Skagit County Auditor

11/29/2005 Page 272 of 290 3:04PM

2005 General Election

Precinct Report — Official  
 OFFICIAL BALLOT — SKAGIT COUNTY, WASHINGTON — November 08, 2005

Page 236 of 253

11/29/2005 12:17 PM

Total Number of Voters : 38,599 of 60,859 = 63.42%

Precincts Reporting 116 of 116 = 100.00%

Party	Candidate	Early	Election	Total
<b>Precinct 503 Burl 3 (Ballots Cast: 108)</b>				
<b>CITY OF BURLINGTON, COUNCIL WARD 5, Vote For 1</b>				
	CHRIS LOVING	49 59.04%	0 0.00%	49 59.04%
	JAMES "JIM" LYNCH	34 40.96%	0 0.00%	34 40.96%
	Write-in (W)	0 0.00%	0 0.00%	0 0.00%
	Cast Votes:	83 76.85%	0 0.00%	83 76.85%
<b>CITY OF BURLINGTON, COUNCIL WARD 6, Vote For 1</b>				
	STEVE SEXTON	23 28.05%	0 0.00%	23 28.05%
	HELEN M. DOYLE	59 71.95%	0 0.00%	59 71.95%
	Write-in (W)	0 0.00%	0 0.00%	0 0.00%
	Cast Votes:	82 75.93%	0 0.00%	82 75.93%
<b>HOSPITAL DISTRICT No. 304, COMMISSIONER POSITION 2, Vote For 1</b>				
	CHUCK RUHL	81 100.00%	0 0.00%	81 100.00%
	Write-in (W)	0 0.00%	0 0.00%	0 0.00%
	Cast Votes:	81 75.00%	0 0.00%	81 75.00%
<b>HOSPITAL DISTRICT No. 304, COMMISSIONER POSITION 4, Vote For 1</b>				
	DANIEL H. GARCIA	84 100.00%	0 0.00%	84 100.00%
	Write-in (W)	0 0.00%	0 0.00%	0 0.00%
	Cast Votes:	84 77.78%	0 0.00%	84 77.78%
<b>HOSPITAL DISTRICT No. 304, COMMISSIONER POSITION 5, TWO YEAR UNEXPIRED TERM, Vote For 1</b>				
	ROBERT M. STANLEY	83 100.00%	0 0.00%	83 100.00%
	Write-in (W)	0 0.00%	0 0.00%	0 0.00%
	Cast Votes:	83 76.85%	0 0.00%	83 76.85%
<b>PORT OF SKAGIT, COMMISSIONER DISTRICT 2, Vote For 1</b>				
	JERRY KAUFMAN	83 100.00%	0 0.00%	83 100.00%
	Write-in (W)	0 0.00%	0 0.00%	0 0.00%
	Cast Votes:	83 76.85%	0 0.00%	83 76.85%
<b>BURLINGTON-EDISON SCHOOL DISTRICT 100, DIRECTOR DISTRICT 2, Vote For 1</b>				
	MIKE DYNES	47 55.95%	0 0.00%	47 55.95%
	GERALDINE (GERI) HOFER	37 44.05%	0 0.00%	37 44.05%
	Write-in (W)	0 0.00%	0 0.00%	0 0.00%
	Cast Votes:	84 77.78%	0 0.00%	84 77.78%
<b>BURLINGTON-EDISON SCHOOL DISTRICT 100, DIRECTOR DISTRICT 5, Vote For 1</b>				
	DICK SPINK	81 100.00%	0 0.00%	81 100.00%
	Write-in (W)	0 0.00%	0 0.00%	0 0.00%
	Cast Votes:	81 75.00%	0 0.00%	81 75.00%



200511290178  
 Skagit County Auditor  
 11/29/2005 Page 273 of 280 3:04PM

2005 General Election

Precinct Report — Official  
OFFICIAL BALLOT — SKAGIT COUNTY, WASHINGTON — November 08, 2005

Page 237 of 253

11/29/2005 12:17 PM

Total Number of Voters : 38,599 of 60,859 = 63.42%

Precincts Reporting 116 of 116 = 100.00%

Party	Candidate	Early	Election	Total	
<b>Precinct 504 Burl 4 (Ballots Cast: 251)</b>					
<b>INITIATIVE MEASURE 900, Vote For 1</b>					
	Yes	143	58.85%	0 0.00%	143 58.85%
	No	100	41.15%	0 0.00%	100 41.15%
	Cast Votes:	243	96.81%	0 0.00%	243 96.81%
<b>INITIATIVE MEASURE 901, Vote For 1</b>					
	Yes	148	59.68%	0 0.00%	148 59.68%
	No	100	40.32%	0 0.00%	100 40.32%
	Cast Votes:	248	98.80%	0 0.00%	248 98.80%
<b>INITIATIVE MEASURE 912, Vote For 1</b>					
	Yes	131	53.04%	0 0.00%	131 53.04%
	No	116	46.96%	0 0.00%	116 46.96%
	Cast Votes:	247	98.41%	0 0.00%	247 98.41%
<b>INITIATIVE MEASURE 330, Vote For 1</b>					
	Yes	130	52.85%	0 0.00%	130 52.85%
	No	116	47.15%	0 0.00%	116 47.15%
	Cast Votes:	246	98.01%	0 0.00%	246 98.01%
<b>INITIATIVE MEASURE 336, Vote For 1</b>					
	Yes	95	38.93%	0 0.00%	95 38.93%
	No	149	61.07%	0 0.00%	149 61.07%
	Cast Votes:	244	97.21%	0 0.00%	244 97.21%
<b>SENATE JOINT RESOLUTION 8207, Vote For 1</b>					
	Approved	156	67.53%	0 0.00%	156 67.53%
	Rejected	75	32.47%	0 0.00%	75 32.47%
	Cast Votes:	231	92.03%	0 0.00%	231 92.03%
<b>CITY OF BURLINGTON, COUNCIL AT LARGE, Vote For 1</b>					
	BILL ASLETT	152	66.96%	0 0.00%	152 66.96%
	EDDIE TJEERDSMA	75	33.04%	0 0.00%	75 33.04%
	Write-in (W)	0	0.00%	0 0.00%	0 0.00%
	Cast Votes:	227	90.44%	0 0.00%	227 90.44%
<b>CITY OF BURLINGTON, COUNCIL WARD 1, TWO YEAR UNEXPIRED TERM, Vote For 1</b>					
	TED MONTGOMERY	135	62.50%	0 0.00%	135 62.50%
	MARCELLA WATSON	81	37.50%	0 0.00%	81 37.50%
	Write-in (W)	0	0.00%	0 0.00%	0 0.00%
	Cast Votes:	216	86.06%	0 0.00%	216 86.06%
<b>CITY OF BURLINGTON, COUNCIL WARD 4, Vote For 1</b>					
	GARNOR O. BENSEN	201	100.00%	0 0.00%	201 100.00%
	Write-in (W)	0	0.00%	0 0.00%	0 0.00%
	Cast Votes:	201	80.08%	0 0.00%	201 80.08%



200511290178  
Skagit County Auditor

11/29/2005 Page 274 of 290 3:04PM

2005 General Election

Precinct Report — Official  
 OFFICIAL BALLOT — SKAGIT COUNTY, WASHINGTON — November 08, 2005

Page 238 of 253

11/29/2005 12:17 PM

Total Number of Voters : 38,599 of 60,859 = 63.42%

Precincts Reporting 116 of 116 = 100.00%

Party	Candidate	Early	Election	Total
-------	-----------	-------	----------	-------

Precinct 504 Burl 4 (Ballots Cast: 251)

CITY OF BURLINGTON, COUNCIL WARD 5, Vote For 1

CHRIS LOVING	144	65.75%	0	0.00%	144	65.75%
JAMES "JIM" LYNCH	75	34.25%	0	0.00%	75	34.25%
Write-in (W)	0	0.00%	0	0.00%	0	0.00%
Cast Votes:	219	87.25%	0	0.00%	219	87.25%

CITY OF BURLINGTON, COUNCIL WARD 6, Vote For 1

STEVE SEXTON	96	44.04%	0	0.00%	96	44.04%
HELEN M. DOYLE	122	55.96%	0	0.00%	122	55.96%
Write-in (W)	0	0.00%	0	0.00%	0	0.00%
Cast Votes:	218	86.85%	0	0.00%	218	86.85%

HOSPITAL DISTRICT No. 304, COMMISSIONER POSITION 2, Vote For 1

CHUCK RUHL	203	100.00%	0	0.00%	203	100.00%
Write-in (W)	0	0.00%	0	0.00%	0	0.00%
Cast Votes:	203	80.88%	0	0.00%	203	80.88%

HOSPITAL DISTRICT No. 304, COMMISSIONER POSITION 4, Vote For 1

DANIEL H. GARCIA	190	100.00%	0	0.00%	190	100.00%
Write-in (W)	0	0.00%	0	0.00%	0	0.00%
Cast Votes:	190	75.70%	0	0.00%	190	75.70%

HOSPITAL DISTRICT No. 304, COMMISSIONER POSITION 5, TWO YEAR UNEXPIRED TERM, Vote For 1

ROBERT M. STANLEY	193	100.00%	0	0.00%	193	100.00%
Write-in (W)	0	0.00%	0	0.00%	0	0.00%
Cast Votes:	193	76.89%	0	0.00%	193	76.89%

PORT OF SKAGIT, COMMISSIONER DISTRICT 2, Vote For 1


JERRY KAUFMAN	198	100.00%	0	0.00%	198	100.00%
Write-in (W)	0	0.00%	0	0.00%	0	0.00%
Cast Votes:	198	78.88%	0	0.00%	198	78.88%

BURLINGTON-EDISON SCHOOL DISTRICT 100, DIRECTOR DISTRICT 2, Vote For 1

MIKE DYNES	133	61.29%	0	0.00%	133	61.29%
GERALDINE (GERI) HOFER	84	38.71%	0	0.00%	84	38.71%
Write-in (W)	0	0.00%	0	0.00%	0	0.00%
Cast Votes:	217	86.45%	0	0.00%	217	86.45%

BURLINGTON-EDISON SCHOOL DISTRICT 100, DIRECTOR DISTRICT 5, Vote For 1

DICK SPINK	205	100.00%	0	0.00%	205	100.00%
Write-in (W)	0	0.00%	0	0.00%	0	0.00%
Cast Votes:	205	81.67%	0	0.00%	205	81.67%



200511290178

Skagit County Auditor

11/29/2005 Page 275 of 290 3:04PM

2005 General Election

Precinct Report — Official  
 OFFICIAL BALLOT — SKAGIT COUNTY, WASHINGTON — November 08, 2005


Page 239 of 253

11/29/2005 12:17 PM

Total Number of Voters : 38,599 of 60,859 = 63.42%

Precincts Reporting 116 of 116 = 100.00%

Party	Candidate	Early	Election	Total	
<b>Precinct 505 Burl 5 (Ballots Cast: 425)</b>					
<b>INITIATIVE MEASURE 900, Vote For 1</b>					
	Yes	249	61.03%	0 0.00%	249 61.03%
	No	159	38.97%	0 0.00%	159 38.97%
	Cast Votes:	408	96.00%	0 0.00%	408 96.00%
<b>INITIATIVE MEASURE 901, Vote For 1</b>					
	Yes	258	61.28%	0 0.00%	258 61.28%
	No	163	38.72%	0 0.00%	163 38.72%
	Cast Votes:	421	99.06%	0 0.00%	421 99.06%
<b>INITIATIVE MEASURE 912, Vote For 1</b>					
	Yes	215	51.56%	0 0.00%	215 51.56%
	No	202	48.44%	0 0.00%	202 48.44%
	Cast Votes:	417	98.12%	0 0.00%	417 98.12%
<b>INITIATIVE MEASURE 330, Vote For 1</b>					
	Yes	228	54.55%	0 0.00%	228 54.55%
	No	190	45.45%	0 0.00%	190 45.45%
	Cast Votes:	418	98.35%	0 0.00%	418 98.35%
<b>INITIATIVE MEASURE 336, Vote For 1</b>					
	Yes	132	32.12%	0 0.00%	132 32.12%
	No	279	67.88%	0 0.00%	279 67.88%
	Cast Votes:	411	96.71%	0 0.00%	411 96.71%
<b>SENATE JOINT RESOLUTION 8207, Vote For 1</b>					
	Approved	238	62.96%	0 0.00%	238 62.96%
	Rejected	140	37.04%	0 0.00%	140 37.04%
	Cast Votes:	378	88.94%	0 0.00%	378 88.94%
<b>CITY OF BURLINGTON, COUNCIL AT LARGE, Vote For 1</b>					
	BILL ASLETT	256	69.38%	0 0.00%	256 69.38%
	EDDIE TJEERDSMA	113	30.62%	0 0.00%	113 30.62%
	Write-in (W)	0	0.00%	0 0.00%	0 0.00%
	Cast Votes:	369	86.82%	0 0.00%	369 86.82%
<b>CITY OF BURLINGTON, COUNCIL WARD 1, TWO YEAR UNEXPIRED TERM, Vote For 1</b>					
	TED MONTGOMERY	203	61.33%	0 0.00%	203 61.33%
	MARCELLA WATSON	128	38.67%	0 0.00%	128 38.67%
	Write-in (W)	0	0.00%	0 0.00%	0 0.00%
	Cast Votes:	331	77.88%	0 0.00%	331 77.88%
<b>CITY OF BURLINGTON, COUNCIL WARD 4, Vote For 1</b>					
	GARNOR O. BENSEN	311	100.00%	0 0.00%	311 100.00%
	Write-in (W)	0	0.00%	0 0.00%	0 0.00%
	Cast Votes:	311	73.18%	0 0.00%	311 73.18%



11/29/2005 Page 276 of 290 3:04PM




2005 General Election

Precinct Report — Official  
 OFFICIAL BALLOT — SKAGIT COUNTY, WASHINGTON — November 08, 2005

Total Number of Voters : 38,599 of 60,859 = 63.42%

Precincts Reporting 116 of 116 = 100.00%

Party	Candidate	Early	Election	Total
<b>Precinct 505 Burl 5 (Ballots Cast: 425)</b>				
<b>CITY OF BURLINGTON, COUNCIL WARD 5, Vote For 1</b>				
	CHRIS LOVING	217 61.82%	0 0.00%	217 61.82%
	JAMES "JIM" LYNCH	134 38.18%	0 0.00%	134 38.18%
	Write-in (W)	0 0.00%	0 0.00%	0 0.00%
	Cast Votes:	351 82.59%	0 0.00%	351 82.59%
<b>CITY OF BURLINGTON, COUNCIL WARD 6, Vote For 1</b>				
	STEVE SEXTON	139 41.49%	0 0.00%	139 41.49%
	HELEN M. DOYLE	196 58.51%	0 0.00%	196 58.51%
	Write-in (W)	0 0.00%	0 0.00%	0 0.00%
	Cast Votes:	335 78.82%	0 0.00%	335 78.82%
<b>HOSPITAL DISTRICT No. 304, COMMISSIONER POSITION 2, Vote For 1</b>				
	CHUCK RUHL	318 100.00%	0 0.00%	318 100.00%
	Write-in (W)	0 0.00%	0 0.00%	0 0.00%
	Cast Votes:	318 74.82%	0 0.00%	318 74.82%
<b>HOSPITAL DISTRICT No. 304, COMMISSIONER POSITION 4, Vote For 1</b>				
	DANIEL H. GARCIA	321 100.00%	0 0.00%	321 100.00%
	Write-in (W)	0 0.00%	0 0.00%	0 0.00%
	Cast Votes:	321 75.53%	0 0.00%	321 75.53%
<b>HOSPITAL DISTRICT No. 304, COMMISSIONER POSITION 5, TWO YEAR UNEXPIRED TERM, Vote For 1</b>				
	ROBERT M. STANLEY	317 100.00%	0 0.00%	317 100.00%
	Write-in (W)	0 0.00%	0 0.00%	0 0.00%
	Cast Votes:	317 74.59%	0 0.00%	317 74.59%
<b>PORT OF SKAGIT, COMMISSIONER DISTRICT 2, Vote For 1</b>				
	JERRY KAUFMAN	314 100.00%	0 0.00%	314 100.00%
	Write-in (W)	0 0.00%	0 0.00%	0 0.00%
	Cast Votes:	314 73.88%	0 0.00%	314 73.88%
<b>BURLINGTON-EDISON SCHOOL DISTRICT 100, DIRECTOR DISTRICT 2, Vote For 1</b>				
	MIKE DYNES	234 69.03%	0 0.00%	234 69.03%
	GERALDINE (GERI) HOFER	105 30.97%	0 0.00%	105 30.97%
	Write-in (W)	0 0.00%	0 0.00%	0 0.00%
	Cast Votes:	339 79.76%	0 0.00%	339 79.76%
<b>BURLINGTON-EDISON SCHOOL DISTRICT 100, DIRECTOR DISTRICT 5, Vote For 1</b>				
	DICK SPINK	313 100.00%	0 0.00%	313 100.00%
	Write-in (W)	0 0.00%	0 0.00%	0 0.00%
	Cast Votes:	313 73.65%	0 0.00%	313 73.65%

  
 200511290178  
 Skagit County Auditor  
 11/29/2005 Page 277 of 290 3:04PM

2005 General Election

Precinct Report — Official  
OFFICIAL BALLOT — SKAGIT COUNTY, WASHINGTON — November 08, 2005

Page 241 of 253

11/29/2005 12:17 PM

Total Number of Voters : 38,599 of 60,859 = 63.42%

Precincts Reporting 116 of 116 = 100.00%

Party	Candidate	Early	Election	Total
-------	-----------	-------	----------	-------

Precinct 506 Burl 6 (Ballots Cast: 228)

INITIATIVE MEASURE 900, Vote For 1

Yes	122	56.22%	0	0.00%	122	56.22%
No	95	43.78%	0	0.00%	95	43.78%

Cast Votes: 217 95.18% 0 0.00% 217 95.18%

INITIATIVE MEASURE 901, Vote For 1

Yes	145	64.73%	0	0.00%	145	64.73%
No	79	35.27%	0	0.00%	79	35.27%

Cast Votes: 224 98.25% 0 0.00% 224 98.25%

INITIATIVE MEASURE 912, Vote For 1

Yes	118	53.88%	0	0.00%	118	53.88%
No	101	46.12%	0	0.00%	101	46.12%

Cast Votes: 219 96.05% 0 0.00% 219 96.05%

INITIATIVE MEASURE 330, Vote For 1

Yes	121	54.02%	0	0.00%	121	54.02%
No	103	45.98%	0	0.00%	103	45.98%

Cast Votes: 224 98.25% 0 0.00% 224 98.25%

INITIATIVE MEASURE 336, Vote For 1

Yes	90	41.86%	0	0.00%	90	41.86%
No	125	58.14%	0	0.00%	125	58.14%

Cast Votes: 215 94.30% 0 0.00% 215 94.30%

SENATE JOINT RESOLUTION 8207, Vote For 1

Approved	136	68.69%	0	0.00%	136	68.69%
Rejected	62	31.31%	0	0.00%	62	31.31%

Cast Votes: 198 86.84% 0 0.00% 198 86.84%

CITY OF BURLINGTON, COUNCIL AT LARGE, Vote For 1

BILL ASLETT	112	63.64%	0	0.00%	112	63.64%
EDDIE TJEERDSMA	64	36.36%	0	0.00%	64	36.36%
Write-in (W)	0	0.00%	0	0.00%	0	0.00%

Cast Votes: 176 77.19% 0 0.00% 176 77.19%

CITY OF BURLINGTON, COUNCIL WARD 1, TWO YEAR UNEXPIRED TERM, Vote For 1


TED MONTGOMERY	94	58.02%	0	0.00%	94	58.02%
MARCELLA WATSON	68	41.98%	0	0.00%	68	41.98%
Write-in (W)	0	0.00%	0	0.00%	0	0.00%

Cast Votes: 162 71.05% 0 0.00% 162 71.05%

CITY OF BURLINGTON, COUNCIL WARD 4, Vote For 1

GARNOR O. BENSEN	164	100.00%	0	0.00%	164	100.00%
Write-in (W)	0	0.00%	0	0.00%	0	0.00%

Cast Votes: 164 71.93% 0 0.00% 164 71.93%



200511290178  
Skagit County Auditor

11/29/2005 Page 278 of 290 3:04PM

2005 General Election

Precinct Report — Official  
OFFICIAL BALLOT — SKAGIT COUNTY, WASHINGTON — November 08, 2005

Total Number of Voters : 38,599 of 60,859 = 63.42%

Precincts Reporting 116 of 116 = 100.00%

Party	Candidate	Early	Election	Total
-------	-----------	-------	----------	-------

Precinct 506 Burl 6 (Ballots Cast: 228)

CITY OF BURLINGTON, COUNCIL WARD 5, Vote For 1

CHRIS LOVING	102	61.08%	0	0.00%	102	61.08%
JAMES "JIM" LYNCH	65	38.92%	0	0.00%	65	38.92%
Write-in (W)	0	0.00%	0	0.00%	0	0.00%
<b>Cast Votes:</b>	<b>167</b>	<b>73.25%</b>	<b>0</b>	<b>0.00%</b>	<b>167</b>	<b>73.25%</b>

CITY OF BURLINGTON, COUNCIL WARD 6, Vote For 1

STEVE SEXTON	67	40.36%	0	0.00%	67	40.36%
HELEN M. DOYLE	99	59.64%	0	0.00%	99	59.64%
Write-in (W)	0	0.00%	0	0.00%	0	0.00%
<b>Cast Votes:</b>	<b>166</b>	<b>72.81%</b>	<b>0</b>	<b>0.00%</b>	<b>166</b>	<b>72.81%</b>

HOSPITAL DISTRICT No. 304, COMMISSIONER POSITION 2, Vote For 1

CHUCK RUHL	160	100.00%	0	0.00%	160	100.00%
Write-in (W)	0	0.00%	0	0.00%	0	0.00%
<b>Cast Votes:</b>	<b>160</b>	<b>70.18%</b>	<b>0</b>	<b>0.00%</b>	<b>160</b>	<b>70.18%</b>

HOSPITAL DISTRICT No. 304, COMMISSIONER POSITION 4, Vote For 1

DANIEL H. GARCIA	159	100.00%	0	0.00%	159	100.00%
Write-in (W)	0	0.00%	0	0.00%	0	0.00%
<b>Cast Votes:</b>	<b>159</b>	<b>69.74%</b>	<b>0</b>	<b>0.00%</b>	<b>159</b>	<b>69.74%</b>

HOSPITAL DISTRICT No. 304, COMMISSIONER POSITION 5, TWO YEAR UNEXPIRED TERM, Vote For 1

ROBERT M. STANLEY	158	100.00%	0	0.00%	158	100.00%
Write-in (W)	0	0.00%	0	0.00%	0	0.00%
<b>Cast Votes:</b>	<b>158</b>	<b>69.30%</b>	<b>0</b>	<b>0.00%</b>	<b>158</b>	<b>69.30%</b>

PORT OF SKAGIT, COMMISSIONER DISTRICT 2, Vote For 1

JERRY KAUFMAN	160	100.00%	0	0.00%	160	100.00%
Write-in (W)	0	0.00%	0	0.00%	0	0.00%
<b>Cast Votes:</b>	<b>160</b>	<b>70.18%</b>	<b>0</b>	<b>0.00%</b>	<b>160</b>	<b>70.18%</b>

BURLINGTON-EDISON SCHOOL DISTRICT 100, DIRECTOR DISTRICT 2, Vote For 1

MIKE DYNES	108	61.02%	0	0.00%	108	61.02%
GERALDINE (GERI) HOFER	69	38.98%	0	0.00%	69	38.98%
Write-in (W)	0	0.00%	0	0.00%	0	0.00%
<b>Cast Votes:</b>	<b>177</b>	<b>77.63%</b>	<b>0</b>	<b>0.00%</b>	<b>177</b>	<b>77.63%</b>

BURLINGTON-EDISON SCHOOL DISTRICT 100, DIRECTOR DISTRICT 5, Vote For 1

DICK SPINK	157	100.00%	0	0.00%	157	100.00%
Write-in (W)	0	0.00%	0	0.00%	0	0.00%
<b>Cast Votes:</b>	<b>157</b>	<b>68.86%</b>	<b>0</b>	<b>0.00%</b>	<b>157</b>	<b>68.86%</b>



200511290178

Skagit County Auditor

11/29/2005 Page 279 of 290 3:04PM

2005 General Election

Precinct Report — Official  
OFFICIAL BALLOT — SKAGIT COUNTY, WASHINGTON — November 08, 2005

Page 243 of 253

11/29/2005 12:17 PM

Total Number of Voters : 38,599 of 60,859 = 63.42%

Precincts Reporting 116 of 116 = 100.00%

Party	Candidate	Early	Election	Total
<b>Precinct 507 Burl 7 (Ballots Cast: 178)</b>				
<b>INITIATIVE MEASURE 900, Vote For 1</b>				
	Yes	100 57.80%	0 0.00%	100 57.80%
	No	73 42.20%	0 0.00%	73 42.20%
	Cast Votes:	173 97.19%	0 0.00%	173 97.19%
<b>INITIATIVE MEASURE 901, Vote For 1</b>				
	Yes	119 66.85%	0 0.00%	119 66.85%
	No	59 33.15%	0 0.00%	59 33.15%
	Cast Votes:	178 100.00%	0 0.00%	178 100.00%
<b>INITIATIVE MEASURE 912, Vote For 1</b>				
	Yes	103 58.52%	0 0.00%	103 58.52%
	No	73 41.48%	0 0.00%	73 41.48%
	Cast Votes:	176 98.88%	0 0.00%	176 98.88%
<b>INITIATIVE MEASURE 330, Vote For 1</b>				
	Yes	95 54.29%	0 0.00%	95 54.29%
	No	80 45.71%	0 0.00%	80 45.71%
	Cast Votes:	175 98.31%	0 0.00%	175 98.31%
<b>INITIATIVE MEASURE 336, Vote For 1</b>				
	Yes	70 40.23%	0 0.00%	70 40.23%
	No	104 59.77%	0 0.00%	104 59.77%
	Cast Votes:	174 97.75%	0 0.00%	174 97.75%
<b>SENATE JOINT RESOLUTION 8207, Vote For 1</b>				
	Approved	107 66.05%	0 0.00%	107 66.05%
	Rejected	55 33.95%	0 0.00%	55 33.95%
	Cast Votes:	162 91.01%	0 0.00%	162 91.01%
<b>CITY OF BURLINGTON, COUNCIL AT LARGE, Vote For 1</b>				
	BILL ASLETT	105 69.54%	0 0.00%	105 69.54%
	EDDIE TJEERDSMA	46 30.46%	0 0.00%	46 30.46%
	Write-in (W)	0 0.00%	0 0.00%	0 0.00%
	Cast Votes:	151 84.83%	0 0.00%	151 84.83%
<b>CITY OF BURLINGTON, COUNCIL WARD 1, TWO YEAR UNEXPIRED TERM, Vote For 1</b>				
	TED MONTGOMERY	98 69.01%	0 0.00%	98 69.01%
	MARCELLA WATSON	44 30.99%	0 0.00%	44 30.99%
	Write-in (W)	0 0.00%	0 0.00%	0 0.00%
	Cast Votes:	142 79.78%	0 0.00%	142 79.78%
<b>CITY OF BURLINGTON, COUNCIL WARD 4, Vote For 1</b>				
	GARNOR O. BENSEN	130 100.00%	0 0.00%	130 100.00%
	Write-in (W)	0 0.00%	0 0.00%	0 0.00%
	Cast Votes:	130 73.03%	0 0.00%	130 73.03%



200511290178  
Skagit County Auditor

11/29/2005 Page 280 of 290 3:04PM

2005 General Election

Precinct Report — Official  
 OFFICIAL BALLOT — SKAGIT COUNTY, WASHINGTON — November 08, 2005

Page 244 of 253

11/29/2005 12:17 PM

Precincts Reporting 116 of 116 = 100.00%

Total Number of Voters : 38,599 of 60,859 = 63.42%

Party	Candidate	Early	Election	Total
<b>Precinct 507 Burl 7 (Ballots Cast: 178)</b>				
<b>CITY OF BURLINGTON, COUNCIL WARD 5, Vote For 1</b>				
	CHRIS LOVING	91 61.90%	0 0.00%	91 61.90%
	JAMES "JIM" LYNCH	56 38.10%	0 0.00%	56 38.10%
	Write-in (W)	0 0.00%	0 0.00%	0 0.00%
	<b>Cast Votes:</b>	<b>147 82.58%</b>	<b>0 0.00%</b>	<b>147 82.58%</b>
<b>CITY OF BURLINGTON, COUNCIL WARD 6, Vote For 1</b>				
	STEVE SEXTON	56 38.10%	0 0.00%	56 38.10%
	HELEN M. DOYLE	91 61.90%	0 0.00%	91 61.90%
	Write-in (W)	0 0.00%	0 0.00%	0 0.00%
	<b>Cast Votes:</b>	<b>147 82.58%</b>	<b>0 0.00%</b>	<b>147 82.58%</b>
<b>HOSPITAL DISTRICT No. 304, COMMISSIONER POSITION 2, Vote For 1</b>				
	CHUCK RUHL	125 100.00%	0 0.00%	125 100.00%
	Write-in (W)	0 0.00%	0 0.00%	0 0.00%
	<b>Cast Votes:</b>	<b>125 70.22%</b>	<b>0 0.00%</b>	<b>125 70.22%</b>
<b>HOSPITAL DISTRICT No. 304, COMMISSIONER POSITION 4, Vote For 1</b>				
	DANIEL H. GARCIA	115 100.00%	0 0.00%	115 100.00%
	Write-in (W)	0 0.00%	0 0.00%	0 0.00%
	<b>Cast Votes:</b>	<b>115 64.61%</b>	<b>0 0.00%</b>	<b>115 64.61%</b>
<b>HOSPITAL DISTRICT No. 304, COMMISSIONER POSITION 5, TWO YEAR UNEXPIRED TERM, Vote For 1</b>				
	ROBERT M. STANLEY	121 100.00%	0 0.00%	121 100.00%
	Write-in (W)	0 0.00%	0 0.00%	0 0.00%
	<b>Cast Votes:</b>	<b>121 67.98%</b>	<b>0 0.00%</b>	<b>121 67.98%</b>
<b>PORT OF SKAGIT, COMMISSIONER DISTRICT 2, Vote For 1</b>				
	JERRY KAUFMAN	124 100.00%	0 0.00%	124 100.00%
	Write-in (W)	0 0.00%	0 0.00%	0 0.00%
	<b>Cast Votes:</b>	<b>124 69.66%</b>	<b>0 0.00%</b>	<b>124 69.66%</b>
<b>BURLINGTON-EDISON SCHOOL DISTRICT 100, DIRECTOR DISTRICT 2, Vote For 1</b>				
	MIKE DYNES	99 68.75%	0 0.00%	99 68.75%
	GERALDINE (GERI) HOFER	45 31.25%	0 0.00%	45 31.25%
	Write-in (W)	0 0.00%	0 0.00%	0 0.00%
	<b>Cast Votes:</b>	<b>144 80.90%</b>	<b>0 0.00%</b>	<b>144 80.90%</b>
<b>BURLINGTON-EDISON SCHOOL DISTRICT 100, DIRECTOR DISTRICT 5, Vote For 1</b>				
	DICK SPINK	120 100.00%	0 0.00%	120 100.00%
	Write-in (W)	0 0.00%	0 0.00%	0 0.00%
	<b>Cast Votes:</b>	<b>120 67.42%</b>	<b>0 0.00%</b>	<b>120 67.42%</b>

200511290178  
 Skagit County Auditor  
 11/29/2005 Page 281 of 290 3:04PM

2005 General Election

Precinct Report — Official  
OFFICIAL BALLOT — SKAGIT COUNTY, WASHINGTON — November 08, 2005


Page 245 of 253

11/29/2005 12:17 PM

Precincts Reporting 116 of 116 = 100.00%

Total Number of Voters : 38,599 of 60,859 = 63.42%

Party	Candidate	Early	Election	Total	
<b>Precinct 601 Concrete (Ballots Cast: 198)</b>					
<b>INITIATIVE MEASURE 900, Vote For 1</b>					
	Yes	103	54.21%	0 0.00%	103 54.21%
	No	87	45.79%	0 0.00%	87 45.79%
	Cast Votes:	190	95.96%	0 0.00%	190 95.96%
<b>INITIATIVE MEASURE 901, Vote For 1</b>					
	Yes	98	49.75%	0 0.00%	98 49.75%
	No	99	50.25%	0 0.00%	99 50.25%
	Cast Votes:	197	99.49%	0 0.00%	197 99.49%
<b>INITIATIVE MEASURE 912, Vote For 1</b>					
	Yes	106	54.64%	0 0.00%	106 54.64%
	No	88	45.36%	0 0.00%	88 45.36%
	Cast Votes:	194	97.98%	0 0.00%	194 97.98%
<b>INITIATIVE MEASURE 330, Vote For 1</b>					
	Yes	89	46.60%	0 0.00%	89 46.60%
	No	102	53.40%	0 0.00%	102 53.40%
	Cast Votes:	191	96.46%	0 0.00%	191 96.46%
<b>INITIATIVE MEASURE 336, Vote For 1</b>					
	Yes	93	48.95%	0 0.00%	93 48.95%
	No	97	51.05%	0 0.00%	97 51.05%
	Cast Votes:	190	95.96%	0 0.00%	190 95.96%
<b>SENATE JOINT RESOLUTION 8207, Vote For 1</b>					
	Approved	104	58.76%	0 0.00%	104 58.76%
	Rejected	73	41.24%	0 0.00%	73 41.24%
	Cast Votes:	177	89.39%	0 0.00%	177 89.39%
<b>TOWN OF CONCRETE, MAYOR, SHORT/FULL TERM, Vote For 1</b>					
	JACK R. BILLMAN JR.	159	100.00%	0 0.00%	159 100.00%
	Write-in (W)	0	0.00%	0 0.00%	0 0.00%
	Cast Votes:	159	80.30%	0 0.00%	159 80.30%
<b>TOWN OF CONCRETE, COUNCIL POSITION 1, TWO YEAR UNEXPIRED TERM, Vote For 1</b>					
	JACK R. MEARS	141	100.00%	0 0.00%	141 100.00%
	Write-in (W)	0	0.00%	0 0.00%	0 0.00%
	Cast Votes:	141	71.21%	0 0.00%	141 71.21%
<b>TOWN OF CONCRETE, COUNCIL POSITION 2, TWO YEAR UNEXPIRED TERM, Vote For 1</b>					
	ELIZABETH J. BERGSMAN	128	100.00%	0 0.00%	128 100.00%
	Write-in (W)	0	0.00%	0 0.00%	0 0.00%
	Cast Votes:	128	64.65%	0 0.00%	128 64.65%
<b>TOWN OF CONCRETE, COUNCIL POSITION 3, TWO YEAR UNEXPIRED TERM, Vote For 1</b>					
	MIKE CRINER	149	100.00%	0 0.00%	149 100.00%
	Write-in (W)	0	0.00%	0 0.00%	0 0.00%
	Cast Votes:	149	75.25%	0 0.00%	149 75.25%


  
 200511290178  
 Skagit County Auditor  
 11/29/2005 Page 282 of 290 3:04PM

2005 General Election

Precinct Report — Official  
OFFICIAL BALLOT — SKAGIT COUNTY, WASHINGTON — November 08, 2005

Page 246 of 253

11/29/2005 12:17 PM


Total Number of Voters : 38,599 of 60,859 = 63.42%

Precincts Reporting 116 of 116 = 100.00%

Party	Candidate	Early	Election	Total
-------	-----------	-------	----------	-------

Precinct 601 Concrete (Ballots Cast: 198)

<b>TOWN OF CONCRETE, COUNCIL POSITION 4, TWO YEAR UNEXPIRED TERM, Vote For 1</b>							
	MARLA REED	134	100.00%	0	0.00%	134	100.00%
	Write-in (W)	0	0.00%	0	0.00%	0	0.00%
	Cast Votes:	134	67.68%	0	0.00%	134	67.68%
<b>TOWN OF CONCRETE, COUNCIL POSITION 5, Vote For 1</b>							
	JUDD ELROY WILSON	141	100.00%	0	0.00%	141	100.00%
	Write-in (W)	0	0.00%	0	0.00%	0	0.00%
	Cast Votes:	141	71.21%	0	0.00%	141	71.21%
<b>CEMETERY DISTRICT No. 5 COMMISSIONER, Vote For 1</b>							
	MARY E. JOHNSON	155	100.00%	0	0.00%	155	100.00%
	Write-in (W)	0	0.00%	0	0.00%	0	0.00%
	Cast Votes:	155	78.28%	0	0.00%	155	78.28%
<b>HOSPITAL DISTRICT No. 304, COMMISSIONER POSITION 2, Vote For 1</b>							
	CHUCK RUHL	143	100.00%	0	0.00%	143	100.00%
	Write-in (W)	0	0.00%	0	0.00%	0	0.00%
	Cast Votes:	143	72.22%	0	0.00%	143	72.22%
<b>HOSPITAL DISTRICT No. 304, COMMISSIONER POSITION 4, Vote For 1</b>							
	DANIEL H. GARCIA	127	100.00%	0	0.00%	127	100.00%
	Write-in (W)	0	0.00%	0	0.00%	0	0.00%
	Cast Votes:	127	64.14%	0	0.00%	127	64.14%
<b>HOSPITAL DISTRICT No. 304, COMMISSIONER POSITION 5, TWO YEAR UNEXPIRED TERM, Vote For 1</b>							
	ROBERT M. STANLEY	137	100.00%	0	0.00%	137	100.00%
	Write-in (W)	0	0.00%	0	0.00%	0	0.00%
	Cast Votes:	137	69.19%	0	0.00%	137	69.19%
<b>PORT OF SKAGIT, COMMISSIONER DISTRICT 2, Vote For 1</b>							
	JERRY KAUFMAN	136	100.00%	0	0.00%	136	100.00%
	Write-in (W)	0	0.00%	0	0.00%	0	0.00%
	Cast Votes:	136	68.69%	0	0.00%	136	68.69%
<b>CONCRETE SCHOOL DISTRICT 11, DIRECTOR DISTRICT 1, Vote For 1</b>							
	EDDIE ROGGE	161	100.00%	0	0.00%	161	100.00%
	Write-in (W)	0	0.00%	0	0.00%	0	0.00%
	Cast Votes:	161	81.31%	0	0.00%	161	81.31%
<b>CONCRETE SCHOOL DISTRICT 11, DIRECTOR DISTRICT 2, Vote For 1</b>							
	VINCENT HEDRICK	141	100.00%	0	0.00%	141	100.00%
	Write-in (W)	0	0.00%	0	0.00%	0	0.00%
	Cast Votes:	141	71.21%	0	0.00%	141	71.21%
<b>CONCRETE SCHOOL DISTRICT 11, DIRECTOR DISTRICT 3, Vote For 1</b>							
	LUCILLE CLAYBO	153	100.00%	0	0.00%	153	100.00%
	Write-in (W)	0	0.00%	0	0.00%	0	0.00%
	Cast Votes:	153	77.27%	0	0.00%	153	77.27%


 200511290178  
 Skagit County Auditor  
 11/29/2005 Page 283 of 290 3:04PM

2005 General Election

Precinct Report — Official  
 OFFICIAL BALLOT — SKAGIT COUNTY, WASHINGTON — November 08, 2005

Page 247 of 253

11/29/2005 12:17 PM

Total Number of Voters : 38,599 of 60,859 = 63.42%

Precincts Reporting 116 of 116 = 100.00%

Party	Candidate	Early	Election	Total
-------	-----------	-------	----------	-------

Precinct 601 Concrete (Ballots Cast: 198)

CONCRETE SCHOOL DISTRICT 11, DIRECTOR DISTRICT 4, TWO YEAR UNEXPIRED TERM, Vote For 1

TONY HANSEN	146	100.00%	0	0.00%	146	100.00%
Write-in (W)	0	0.00%	0	0.00%	0	0.00%
Cast Votes:	146	73.74%	0	0.00%	146	73.74%

  
 200511290178  
 Skagit County Auditor  
 11/29/2005 Page 284 of 290 3:04PM



2005 General Election

Precinct Report — Official  
 OFFICIAL BALLOT — SKAGIT COUNTY, WASHINGTON — November 08, 2005

Page 248 of 253

11/29/2005 12:17 PM

Total Number of Voters : 38,599 of 60,859 = 63.42%

Precincts Reporting 116 of 116 = 100.00%

Party	Candidate	Early	Election	Total	
<b>Precinct 701 Hamilton (Ballots Cast: 71)</b>					
<b>INITIATIVE MEASURE 900, Vote For 1</b>					
	Yes	44	63.77%	0 0.00%	44 63.77%
	No	25	36.23%	0 0.00%	25 36.23%
	Cast Votes:	69	97.18%	0 0.00%	69 97.18%
<b>INITIATIVE MEASURE 901, Vote For 1</b>					
	Yes	34	48.57%	0 0.00%	34 48.57%
	No	36	51.43%	0 0.00%	36 51.43%
	Cast Votes:	70	98.59%	0 0.00%	70 98.59%
<b>INITIATIVE MEASURE 912, Vote For 1</b>					
	Yes	43	62.32%	0 0.00%	43 62.32%
	No	26	37.68%	0 0.00%	26 37.68%
	Cast Votes:	69	97.18%	0 0.00%	69 97.18%
<b>INITIATIVE MEASURE 330, Vote For 1</b>					
	Yes	36	50.70%	0 0.00%	36 50.70%
	No	35	49.30%	0 0.00%	35 49.30%
	Cast Votes:	71	100.00%	0 0.00%	71 100.00%
<b>INITIATIVE MEASURE 336, Vote For 1</b>					
	Yes	32	45.71%	0 0.00%	32 45.71%
	No	38	54.29%	0 0.00%	38 54.29%
	Cast Votes:	70	98.59%	0 0.00%	70 98.59%
<b>SENATE JOINT RESOLUTION 8207, Vote For 1</b>					
	Approved	43	63.24%	0 0.00%	43 63.24%
	Rejected	25	36.76%	0 0.00%	25 36.76%
	Cast Votes:	68	95.77%	0 0.00%	68 95.77%
<b>TOWN OF HAMILTON, COUNCIL POSITION 4, Vote For 1</b>					
	CRAIG A. BATES	52	100.00%	0 0.00%	52 100.00%
	Write-in (W)	0	0.00%	0 0.00%	0 0.00%
	Cast Votes:	52	73.24%	0 0.00%	52 73.24%
<b>TOWN OF HAMILTON, COUNCIL POSITION 5, Vote For 1</b>					
	BARBARA DILLS	64	100.00%	0 0.00%	64 100.00%
	Write-in (W)	0	0.00%	0 0.00%	0 0.00%
	Cast Votes:	64	90.14%	0 0.00%	64 90.14%
<b>HOSPITAL DISTRICT No. 304, COMMISSIONER POSITION 2, Vote For 1</b>					
	CHUCK RUHL	59	100.00%	0 0.00%	59 100.00%
	Write-in (W)	0	0.00%	0 0.00%	0 0.00%
	Cast Votes:	59	83.10%	0 0.00%	59 83.10%
<b>HOSPITAL DISTRICT No. 304, COMMISSIONER POSITION 4, Vote For 1</b>					
	DANIEL H. GARCIA	56	100.00%	0 0.00%	56 100.00%
	Write-in (W)	0	0.00%	0 0.00%	0 0.00%
	Cast Votes:	56	78.87%	0 0.00%	56 78.87%



11/29/2005 Page 285 of 290 3:04PM

2005 General Election

Precinct Report — Official  
 OFFICIAL BALLOT — SKAGIT COUNTY, WASHINGTON — November 08, 2005

Total Number of Voters : 38,599 of 60,859 = 63.42%

Precincts Reporting 116 of 116 = 100.00%

Party	Candidate	Early	Election	Total
-------	-----------	-------	----------	-------

Precinct 701 Hamilton (Ballots Cast: 71)

HOSPITAL DISTRICT No. 304, COMMISSIONER POSITION 5, TWO YEAR UNEXPIRED TERM, Vote For 1

ROBERT M. STANLEY	59	100.00%	0	0.00%	59	100.00%
Write-in (W)	0	0.00%	0	0.00%	0	0.00%
Cast Votes:	59	83.10%	0	0.00%	59	83.10%

PORT OF SKAGIT, COMMISSIONER DISTRICT 2, Vote For 1

JERRY KAUFMAN	59	100.00%	0	0.00%	59	100.00%
Write-in (W)	0	0.00%	0	0.00%	0	0.00%
Cast Votes:	59	83.10%	0	0.00%	59	83.10%

SEDRO-WOLLEY SCHOOL DISTRICT 101, DIRECTOR DISTRICT 1, Vote For 1

JIM KALLIO	63	100.00%	0	0.00%	63	100.00%
Write-in (W)	0	0.00%	0	0.00%	0	0.00%
Cast Votes:	63	88.73%	0	0.00%	63	88.73%

SEDRO-WOLLEY SCHOOL DISTRICT 101, DIRECTOR DISTRICT 4, Vote For 1

DAVID L. CARROLL	63	100.00%	0	0.00%	63	100.00%
Write-in (W)	0	0.00%	0	0.00%	0	0.00%
Cast Votes:	63	88.73%	0	0.00%	63	88.73%

SEDRO-WOLLEY SCHOOL DISTRICT 101, DIRECTOR DISTRICT 5, Vote For 1

MIKE JANICKI	63	100.00%	0	0.00%	63	100.00%
Write-in (W)	0	0.00%	0	0.00%	0	0.00%
Cast Votes:	63	88.73%	0	0.00%	63	88.73%



200511290178  
 Skagit County Auditor

11/29/2005 Page 286 of 290 3:04PM


2005 General Election

Precinct Report — Official  
OFFICIAL BALLOT — SKAGIT COUNTY, WASHINGTON — November 08, 2005

Total Number of Voters : 38,599 of 60,859 = 63.42%

Precincts Reporting 116 of 116 = 100.00%

Party	Candidate	Early	Election	Total	
<b>Precinct 801 La Conner (Ballots Cast: 444)</b>					
<b>INITIATIVE MEASURE 900, Vote For 1</b>					
	Yes	197	47.82%	0 0.00%	197 47.82%
	No	215	52.18%	0 0.00%	215 52.18%
	Cast Votes:	412	92.79%	0 0.00%	412 92.79%
<b>INITIATIVE MEASURE 901, Vote For 1</b>					
	Yes	255	58.76%	0 0.00%	255 58.76%
	No	179	41.24%	0 0.00%	179 41.24%
	Cast Votes:	434	97.75%	0 0.00%	434 97.75%
<b>INITIATIVE MEASURE 912, Vote For 1</b>					
	Yes	173	39.95%	0 0.00%	173 39.95%
	No	260	60.05%	0 0.00%	260 60.05%
	Cast Votes:	433	97.52%	0 0.00%	433 97.52%
<b>INITIATIVE MEASURE 330, Vote For 1</b>					
	Yes	170	39.35%	0 0.00%	170 39.35%
	No	262	60.65%	0 0.00%	262 60.65%
	Cast Votes:	432	97.30%	0 0.00%	432 97.30%
<b>INITIATIVE MEASURE 336, Vote For 1</b>					
	Yes	195	46.10%	0 0.00%	195 46.10%
	No	228	53.90%	0 0.00%	228 53.90%
	Cast Votes:	423	95.27%	0 0.00%	423 95.27%
<b>SENATE JOINT RESOLUTION 8207, Vote For 1</b>					
	Approved	265	68.12%	0 0.00%	265 68.12%
	Rejected	124	31.88%	0 0.00%	124 31.88%
	Cast Votes:	389	87.61%	0 0.00%	389 87.61%
<b>TOWN OF LA CONNER, COUNCIL POSITION 2, Vote For 1</b>					
	JOHN KAGURAS	202	47.75%	0 0.00%	202 47.75%
	KATHIE HUBBARD	221	52.25%	0 0.00%	221 52.25%
	Write-in (W)	0	0.00%	0 0.00%	0 0.00%
	Cast Votes:	423	95.27%	0 0.00%	423 95.27%
<b>TOWN OF LA CONNER, COUNCIL POSITION 3, Vote For 1</b>					
	DAN O'DONNELL	216	51.06%	0 0.00%	216 51.06%
	PHIL PERRY	207	48.94%	0 0.00%	207 48.94%
	Write-in (W)	0	0.00%	0 0.00%	0 0.00%
	Cast Votes:	423	95.27%	0 0.00%	423 95.27%
<b>TOWN OF LA CONNER, COUNCIL POSITION 4, Vote For 1</b>					
	SANDY STOKES	130	30.81%	0 0.00%	130 30.81%
	MARILYN S. JOHNSON	292	69.19%	0 0.00%	292 69.19%
	Write-in (W)	0	0.00%	0 0.00%	0 0.00%
	Cast Votes:	422	95.05%	0 0.00%	422 95.05%



200511290178  
Skagit County Auditor  
11/29/2005 Page 287 of 290 3:04PM

2005 General Election

Precinct Report — Official  
 OFFICIAL BALLOT — SKAGIT COUNTY, WASHINGTON — November 08, 2005

Page 251 of 253

11/29/2005 12:17 PM

Precincts Reporting 116 of 116 = 100.00%

Total Number of Voters : 38,599 of 60,859 = 63.42%

Party	Candidate	Early	Election	Total	
<b>Precinct 801 La Conner (Ballots Cast: 444)</b>					
<b>CEMETERY DISTRICT No. 1 COMMISSIONER, Vote For 1</b>					
	DAVID DENTON	340	100.00%	0 0.00%	340 100.00%
	Write-in (W)	0	0.00%	0 0.00%	0 0.00%
	Cast Votes:	340	76.58%	0 0.00%	340 76.58%
<b>PORT OF SKAGIT, COMMISSIONER DISTRICT 2, Vote For 1</b>					
	JERRY KAUFMAN	316	100.00%	0 0.00%	316 100.00%
	Write-in (W)	0	0.00%	0 0.00%	0 0.00%
	Cast Votes:	316	71.17%	0 0.00%	316 71.17%
<b>LA CONNER SCHOOL DISTRICT 311, DIRECTOR DISTRICT 3, Vote For 1</b>					
	WENDY POULTON	322	100.00%	0 0.00%	322 100.00%
	Write-in (W)	0	0.00%	0 0.00%	0 0.00%
	Cast Votes:	322	72.52%	0 0.00%	322 72.52%
<b>LA CONNER SCHOOL DISTRICT 311, DIRECTOR DISTRICT 5, Vote For 1</b>					
	DAVID B. HEDLIN	373	100.00%	0 0.00%	373 100.00%
	Write-in (W)	0	0.00%	0 0.00%	0 0.00%
	Cast Votes:	373	84.01%	0 0.00%	373 84.01%


 200511290178  
 Skagit County Auditor  
 11/29/2005 Page 288 of 290 3:04PM

2005 General Election

Precinct Report — Official  
OFFICIAL BALLOT — SKAGIT COUNTY, WASHINGTON — November 08, 2005

Total Number of Voters : 38,599 of 60,859 = 63.42%

Precincts Reporting 116 of 116 = 100.00%

Party	Candidate	Early	Election	Total
<b>Precinct 855 Lyman (Ballots Cast: 111)</b>				
<b>INITIATIVE MEASURE 900, Vote For 1</b>				
	Yes	55 55.56%	0 0.00%	55 55.56%
	No	44 44.44%	0 0.00%	44 44.44%
	Cast Votes:	99 89.19%	0 0.00%	99 89.19%
<b>INITIATIVE MEASURE 901, Vote For 1</b>				
	Yes	59 54.63%	0 0.00%	59 54.63%
	No	49 45.37%	0 0.00%	49 45.37%
	Cast Votes:	108 97.30%	0 0.00%	108 97.30%
<b>INITIATIVE MEASURE 912, Vote For 1</b>				
	Yes	75 69.44%	0 0.00%	75 69.44%
	No	33 30.56%	0 0.00%	33 30.56%
	Cast Votes:	108 97.30%	0 0.00%	108 97.30%
<b>INITIATIVE MEASURE 330, Vote For 1</b>				
	Yes	43 39.81%	0 0.00%	43 39.81%
	No	65 60.19%	0 0.00%	65 60.19%
	Cast Votes:	108 97.30%	0 0.00%	108 97.30%
<b>INITIATIVE MEASURE 336, Vote For 1</b>				
	Yes	46 43.81%	0 0.00%	46 43.81%
	No	59 56.19%	0 0.00%	59 56.19%
	Cast Votes:	105 94.59%	0 0.00%	105 94.59%
<b>SENATE JOINT RESOLUTION 8207, Vote For 1</b>				
	Approved	55 56.70%	0 0.00%	55 56.70%
	Rejected	42 43.30%	0 0.00%	42 43.30%
	Cast Votes:	97 87.39%	0 0.00%	97 87.39%
<b>TOWN OF LYMAN, COUNCIL POSITION 1, Vote For 1</b>				
	JEFF "CHET" CHESTER	87 100.00%	0 0.00%	87 100.00%
	Write-in (W)	0 0.00%	0 0.00%	0 0.00%
	Cast Votes:	87 78.38%	0 0.00%	87 78.38%
<b>TOWN OF LYMAN, COUNCIL POSITION 2, Vote For 1</b>				
	ELSIE PALMER	97 100.00%	0 0.00%	97 100.00%
	Write-in (W)	0 0.00%	0 0.00%	0 0.00%
	Cast Votes:	97 87.39%	0 0.00%	97 87.39%
<b>HOSPITAL DISTRICT No. 304, COMMISSIONER POSITION 2, Vote For 1</b>				
	CHUCK RUHL	93 100.00%	0 0.00%	93 100.00%
	Write-in (W)	0 0.00%	0 0.00%	0 0.00%
	Cast Votes:	93 83.78%	0 0.00%	93 83.78%
<b>HOSPITAL DISTRICT No. 304, COMMISSIONER POSITION 4, Vote For 1</b>				
	DANIEL H. GARCIA	87 100.00%	0 0.00%	87 100.00%
	Write-in (W)	0 0.00%	0 0.00%	0 0.00%
	Cast Votes:	87 78.38%	0 0.00%	87 78.38%



200511290178  
Skagit County Auditor

11/29/2005 Page 289 of 290 3:04PM

Total Number of Voters : 38,599 of 60,859 = 63.42%

Party	Candidate	Early	Election	Total
-------	-----------	-------	----------	-------

**Precinct 855 Lyman (Ballots Cast: 111)**

**HOSPITAL DISTRICT No. 304, COMMISSIONER POSITION 5, TWO YEAR UNEXPIRED TERM, Vote For 1**

ROBERT M. STANLEY	89	100.00%	0	0.00%	89	100.00%
Write-in (W)	0	0.00%	0	0.00%	0	0.00%
Cast Votes:	89	80.18%	0	0.00%	89	80.18%

**PORT OF SKAGIT, COMMISSIONER DISTRICT 2, Vote For 1**

JERRY KAUFMAN	91	100.00%	0	0.00%	91	100.00%
Write-in (W)	0	0.00%	0	0.00%	0	0.00%
Cast Votes:	91	81.98%	0	0.00%	91	81.98%

**SEDRO-WOLLEY SCHOOL DISTRICT 101, DIRECTOR DISTRICT 1, Vote For 1**

JIM KALLIO	93	100.00%	0	0.00%	93	100.00%
Write-in (W)	0	0.00%	0	0.00%	0	0.00%
Cast Votes:	93	83.78%	0	0.00%	93	83.78%

**SEDRO-WOLLEY SCHOOL DISTRICT 101, DIRECTOR DISTRICT 4, Vote For 1**

DAVID L. CARROLL	93	100.00%	0	0.00%	93	100.00%
Write-in (W)	0	0.00%	0	0.00%	0	0.00%
Cast Votes:	93	83.78%	0	0.00%	93	83.78%

**SEDRO-WOLLEY SCHOOL DISTRICT 101, DIRECTOR DISTRICT 5, Vote For 1**

MIKE JANICKI	94	100.00%	0	0.00%	94	100.00%
Write-in (W)	0	0.00%	0	0.00%	0	0.00%
Cast Votes:	94	84.68%	0	0.00%	94	84.68%



200511290178

Skagit County Auditor

11/29/2005 Page 290 of 290 3:04PM